

Glory in the Church

Lesson Objectives

- The students will describe God's church.
- The students will state the purpose of God's church.
- The students will say one thing they love about God's church.

Lesson Text

Year Two Review

Scripture Memory Work

Year Two Review

Lesson Plan

Greeting and Registration

Preclass Activity: In a Word

Welcome and Singing

Centers:

Bible Story: What's the Purpose?

Craft: Benchmarks

Scripture Memory: A Job Well Done

NOTE: Allow time for a snack.

SPECIAL TEACHER'S NOTE: This is the final lesson for the year. In both the Core and Supplement, the students will be recognized for their accomplishments in Scripture Memory and Bible Skills. Arrange for the students to be presented to the church and honored publicly. For students who are going on to the Preteen class, consider presenting them with new Bibles. Make it a celebration that they will never forget!



P
R
E
•
C
L
A
S
S

Glory in the Church

In a Word

The students will preview today's lesson as they think of words that describe the church.

Materials

For each student:

- pencil
- crayons or markers

For the teacher:

- 1 piece of banner paper, at least 6' long

Preparation

1. Neatly print the letters of the alphabet across the banner paper, as shown.
2. Neatly print several "sample" words to show the students.

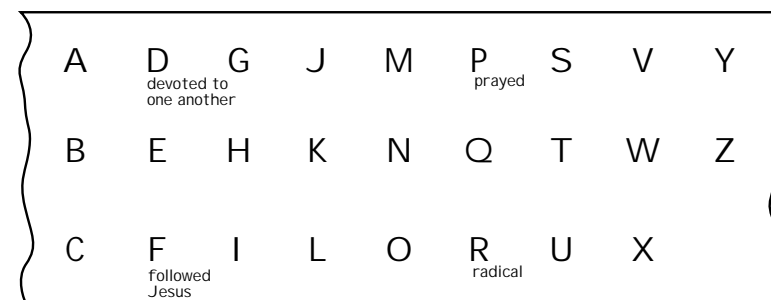
Instructions

1. Greet the students as they arrive. Tell them that they will be reviewing highlights from the lessons about God's church that they have been learning throughout the second half of the year. Explain that they will make an alphabet of words that describe the church.
2. Show the students the banner paper that you prepared. Explain that they will write as many different words as they can to describe the church. Encourage them to use their Bibles and concordances to help them. Suggest that they use different colors to write their words as well. (The words can be written above, below or next to the letter it begins with.)

3. Circulate among the students to offer help and encouragement. Suggest that they open their Bibles to the New Testament books to help them find words and events that described the early church.
4. Display the banner in a place where the students and their parents can see it.

Teacher Tips

- Bring in extra Bibles, dictionaries or thesauruses.
- Play contemporary Christian music in the background.



Glory in the Church

What's the Purpose?

The students will review highlights from this year's lessons about the early church, world missions and God's modern movement as they think about the purpose of the church.

Materials

For the teacher:

- scissors

Reproducible Pages:

- Page A, 1 copy for the teacher (optional - brightly colored paper)

Preparation

1. Cut out each of the verses from your copy of Reproducible Page A. Do not remove the letters that are attached to the end of each verse.
2. Practice presenting this activity.

Introducing the Bible Story

Open your Bible to the New Testament. *This week, you are completing your yearlong survey of the New Testament. You have studied Jesus' life and ministry as well as the early church and world missions. Recently, you have learned about God's modern movement around the world. It is a truly amazing and awesome thing to see the way that God's church has been fulfilling God's purpose by going around the world and into all nations. God has shown us that when his people are totally committed to him and unified in doing his work, there is nothing they cannot do together. Around the world, God is using disciples in every nation to help other men and women to become Christians every day! There is nothing else more powerful or exciting in the whole world than watching people be saved!*

Let's review some things that we have learned about God's church this year:

- *In what New Testament book can you learn about the early church and world missions? (Acts)*
- *What apostle persecuted the church before becoming a disciple, and then radically changed to become a preacher who traveled around the world to teach Gentiles about Jesus? (Paul)*
- *What book did the apostle John write to disciples who were being persecuted for their faith, to encourage them to persevere and to think about heaven? (Revelation)*

- *In what city in the United States did God begin a church of only disciples that would grow and send out disciples into all nations? (Boston)*
- *What are some different Bible names for the church? (the kingdom of God; the family of God; the people of God)*
- *What are some words that you would use to describe the church in the Bible? (devoted; committed; persecuted; determined; faithful; prayerful; preaching; teaching; trusting God; evangelistic; international; for everyone; friends; love God; follow Jesus; etc.)*
- *What are some words that you would use to describe the purpose of the church? (Take responses.)*

Presenting the Bible Story

Have the students find a partner. Tell them that they are going to look at some verses in the Bible that describe the church and then discover what the purpose of the church is. Show the students the verses you prepared—but first make sure that they are mixed up. Distribute the ten verses among the pairs of students. Have each pair of students take turns reading out loud the verses they are holding. When all of the verses have been read, ask them what these verses say about the church. Tell the students to carefully remove the letters on the far right side of their papers. When all ten letters have been removed, explain that these letters contain a message that will tell them the ultimate purpose of the church.

Have the students arrange the letters to try and find the hidden message (GLORY TO GOD). Give help and hints as needed.

Sharing with Others

Ask them in what ways the church brings glory to God. (loving and serving each other; teaching and making disciples; unity among believers; helping and serving the poor; being like Jesus; etc.) Explain that when the church does these things it brings glory, praise and honor to God.

Use these questions to help the students better understand the idea of bringing glory to God. Take responses to each question.

- *How does it make your parents feel when you love your brothers and sisters?*



3rd and 4th Grades

Glory in the Church

- *How does it make your parents feel when you obey them with a great attitude?*
- *How does it make your parents feel when you tell other people how much you love your parents and how great your parents are?*
- *How does it make your parents feel when you help other people to love their parents the way you love yours?*

Explain that each of these things should make their parents feel happy, encouraged, proud and honored. In the same way, God feels happy, encouraged, proud and honored when we do what he wants the church to do—and that brings him glory. Encourage the students that it brings God glory every time they share what they are learning about God with someone else. Ask the students whom they want to share with this week. Close with a prayer praising God for his church and thanking God for each of the students.

Teacher Tips

- Since this is the final lesson of this year's curriculum, think of ways to make it special and memorable for the students.

Glory to God

C

R

A

F

T

Glory in the Church

Benchmarks

The students will make a craft to remind them of the key events in the growth of the early church.

Materials

For each student:

- 1 strip of construction paper, 3" x 12"
- glue stick
- scissors

For the teacher:

- scissors
- stapler

Reproducible Pages:

- Page B, 1 copy for each student on heavy paper

Preparation

1. Measure four inches from the bottom of each strip of construction paper and fold. See Figure A.
2. Staple twice along both sides of the folded strips. See Figure B.
3. Make a sample craft to show the students.

Instructions

1. Introduce today's craft: In today's lesson, you are completing your year-end review of highlights from the early church and God's modern movement. For the past six months, you have been learning that God's church is God's people—or kingdom—on earth. Made up of disciples only, God's church has one mission: to seek and save the lost! From the early days of the church to today, disciples of Jesus have been making—and are continuing to make—disciples in all nations. In your craft today, you will make four markers to remind you of some of the key events in the early church's growth.
2. Show the students your sample. Explain that in each pouch there are four markers to remind the students of some of the key events in the early church in which God was glorified through his people in the church. Read the text on each of the markers.
3. Distribute the copies of Reproducible B and the scissors. Tell each student to cut out their four markers and the text box. Tell them to write their names on the backs of all their markers.

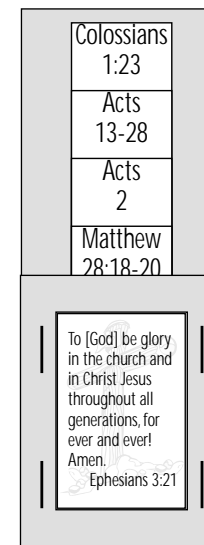
4. Distribute the construction paper "pouches" that you prepared. Tell the students to put their markers in the pouch, from smallest to largest. See Figure C.
5. Distribute the glue sticks. Tell the students to glue their text boxes onto the front of their pouches. See Figure D.
6. Have the students write their names on the back of their pouches.

Conclusion

Ask the students if they know what a "benchmark" is. Explain that it is a mark or a standard used to measure things. Tell the students that each of these events in the early church are like a benchmark or a standard for God's church today. God's people in his church are still trying to glorify God in the same ways as the early church by taking the message of Jesus to all nations. Ask the students to say one thing about the early church that they admire or want to be like. Close with a prayer for the church today to follow the example of the early disciples.

Teacher Tips

- To make this a really memorable craft, consider making (fake) leather pouches for the students and laminating the markers.



3rd and 4th Grades

Glory in the Church

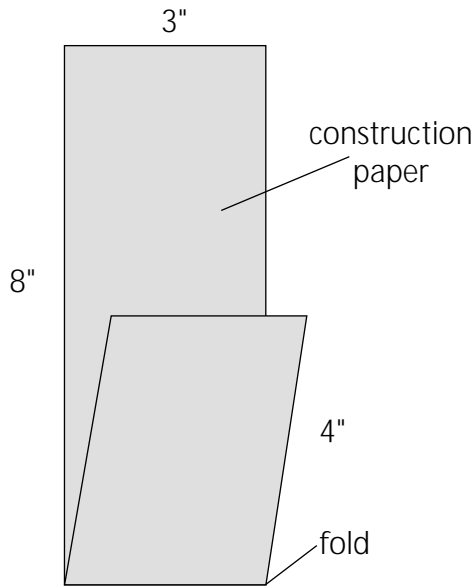


Figure A

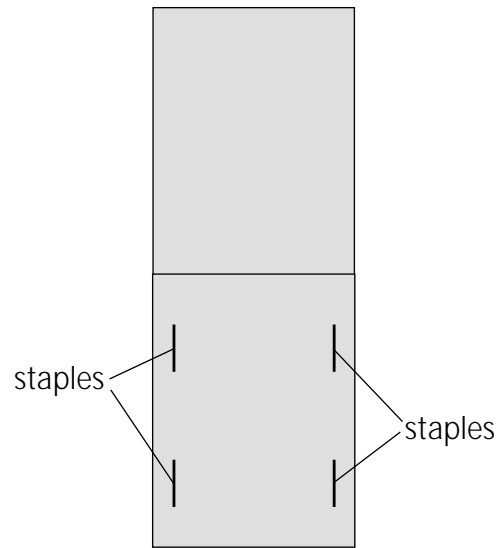


Figure B

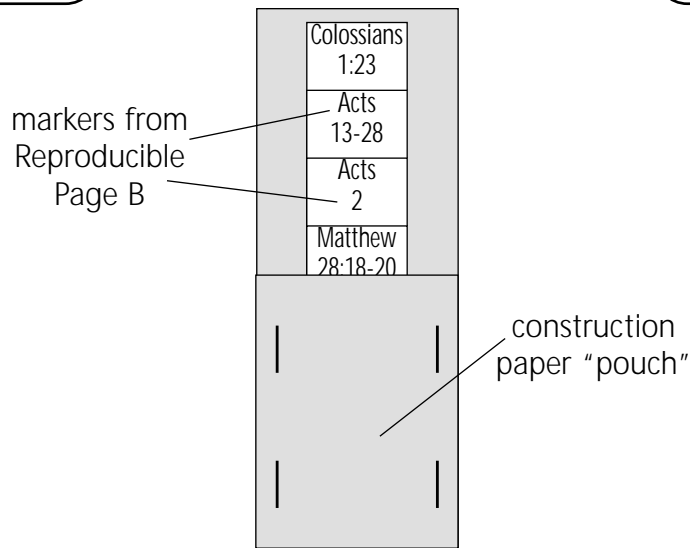


Figure C

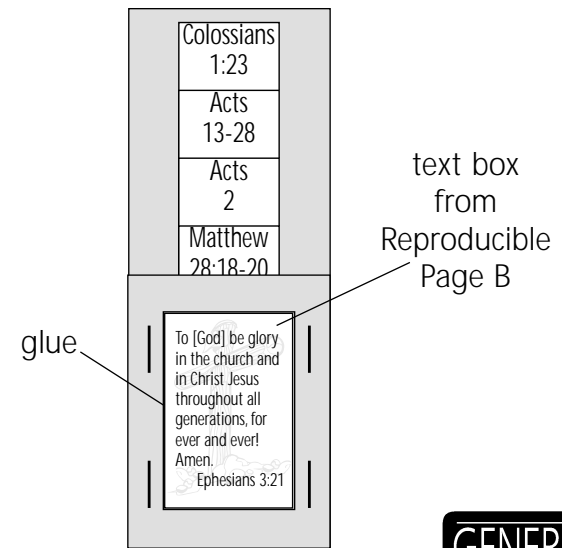


Figure D

Glory in the Church

A Job Well Done

The students will be recognized for their work in the Scripture Memory Center this year.

Scripture Memory Work

Year Two Review

Materials

For each student:

- 1 piece of ribbon, 1/2" x 12"

For the teacher:

- 1 bag of candy

Reproducible Pages:

- Page C, 1 copy for each student

IMPORTANT: Obtain parental permission before serving candy to the students.

Preparation

1. Neatly print each student's name on the space provided on the copies of Reproducible Page C. Neatly print the students' names again in small lettering in one corner on the back of the page.
2. Roll the certificates up and tie with the ribbon, being careful to leave the students' name showing for easy recognition. See the figure on the back of this Lesson Card.

Instructions

1. Introduce today's activity: *This week completes our New Testament review. This year you have learned forty-nine Scripture Memory Verses! You should each feel very proud of yourselves for the work you have done. God promises that if you put his word in your heart, it will grow and give you faith. Today, we are going to honor you for your accomplishment.*
2. Open your Bible to Hebrews 4:12 and read it to the students. Tell them that the words in the Bible are living and active because they come from God and they are true! Have the students sit in a line facing you. Call them one at a time and present them each with their certificate. Shake their hands and tell each student how proud of them you are. Do this for each student.

3. Open your Bible and read Psalm 119:103. Tell the students that David thought that the Bible was better than candy! He compared it to the taste of honey! Tell the students that God wants them to love the Bible even more than they love candy! Give each student a piece of candy to make this point more enjoyable.

Conclusion

With the time that remains, ask the students what they remember most about the scriptures they learned this year. Ask them who they shared their verses with and what happened. Encourage them to continue in their memory work as they begin their next class. Close with a prayer for each student (by name) to keep God's word in their hearts.

Special Teacher's Note

Arrange to have the students receive their certificates in front of their parents or the church; or arrange to have someone take pictures of this event. Encourage new or first time visitors with what these students have done. Invite them to come back and be a part of the activities next week.

Teacher Tips

- Think of additional ways to make this memorable and meaningful for the students.

Glory in the Church



Lesson Objectives

- The students will describe God's church.
- The students will state the purpose of God's church.
- The students will say one thing they love about God's church.

Lesson Text

Year Two Review

Scripture Memory Work

Year Two Review

Special Advanced Preparation

Today is the last class of this year's curriculum. Think of ways to make today's class a special celebration of all that the students have learned and achieved. Talk with your assistant teachers about today's class schedule so that you will have time to recognize the students in your class and their achievements, especially in Bible Skills.

Lesson Plan

Greeting and Registration

Preclass Activity: Acts Facts

Welcome and Singing

Centers:

Life Application: Gotta Love It!

Game: Shout It Out (Again)!

Bible Skills: Another Job Well Done

NOTE: Allow time for a snack.

D
R
E
•
C
•
A
S
S

Acts Facts

The student will review highlights from the book of Acts as they complete this year-end review.

Materials

For each student:

- pencil

Reproducible Pages:

- Page D, 1 copy for each student

Preparation

Complete the activity on your copy of Reproducible Page D.

Instructions

1. Greet the students as they arrive. Remind them that this week is their last lesson of their New Testament survey and review.

2. Have the students find a partner or small group, and make sure that each has a Bible. Distribute the copies of Reproducible Page D and pencils. Help the students find the book of Acts and tell them that they will write one person, place and/or thing that happened in each chapter of Acts. Show them that the first chapter has been done for them.
3. Circulate among the students to offer help and encouragement. Suggest that they use the subtitles provided in their Bibles as ideas for what they want to write.
4. For students who arrive late or do not finish, encourage them to take the worksheets and finish them at home.

Teacher Tips

- Play the soundtrack from "Upside Down" or other contemporary Christian music during this activity.

L
i
f
e

A
p
p
l
i
c
a
t
i
o
n

Gotta Love It!

The students will complete their New Testament review as they think of reasons why they love the church.

Materials

For each student:

- index card, 3" x 5"
- red pen
- heart stickers



For the teacher:

- a bag of heart-shaped candy
- large writing surface

IMPORTANT: Obtain parental permission before giving students candy.

Preparation

1. Complete this activity before class.
2. Practice leading this activity.

Reviewing the Bible Story

Open your Bible to the New Testament. *Today you are completing your yearlong survey of the New Testament. You have studied Jesus' life and ministry as well as the early church and world missions. Recently, you have learned about God's modern movement around the world. It is truly amazing and awesome to see the way that God's church has been growing around the world and in all nations. God has shown us that when his people are totally committed to him and unified in doing his work, there is nothing they cannot do together. Around the world, God is using disciples in every nation to help other men and women to become Christians every day! There is nothing else more powerful or exciting in the whole world than watching people be saved!*

Let's review some things that we have learned about God's church this year:

- In what New Testament book can you learn about the early church and world missions? (Acts)
- What apostle persecuted the church before becoming a disciple, and then radically changed to become a preacher who traveled around the world to teach Gentiles about Jesus? (Paul)



- What book did the apostle John write to disciples who were being persecuted for their faith, to encourage them to persevere and to think about heaven? (Revelation)
- In what United States city did God begin a church of disciples that would grow and send disciples into all nations? (Boston)
- What are some different Bible names for the church? (the kingdom of God; the family of God; the people of God)
- What are some words that you would use to describe the church in the Bible? Write their responses on the large writing surface and add your own. (devoted; committed; persecuted; determined; faithful; prayerful; preaching; teaching; trusting God; evangelistic; international; for everyone; friends; love God; follow Jesus; etc.)



Life Application

Distribute the index cards and the red pens. Tell the students that they are going to think of one thing that they love about God's church and write it on their index cards. Begin by sharing from your own life, e.g. *I love the church because they taught me how to love God.* Show the students the word(s) on your index card, such as "teach" or "taught me."

Tell the students to use the words on the large writing surface for ideas or add their own and write it on their index cards. As they are writing, pass out the heart stickers for them to put on their cards. When they are finished, tell them that they can go around and take turns telling the one thing they love about the church. When a student is finished, give him a piece of heart-shaped candy.

Conclusion

Encourage the students for their participation. Suggest that the students think of someone in the church that they want to encourage or thank for the way that they have helped them to love God. Close with a prayer in which the students can each thank God for the one thing they love about the church.

Teacher Tips

- Be prepared to help some students who have difficulty thinking of something.
- Do not force a student to share.



3rd and 4th Grades



Shout It Out (Again)!

The students will review key ideas about the early church and God's modern movement as they play this game.

Materials

For the teacher:

- watch or timer with a second hand

Reproducible Pages:

- Page E, 1 copy for the teacher
- Page E, 1 copy for each student (optional)

Preparation

Practice leading this activity.

Instructions

1. Introduce today's activity: *This week you are reviewing the early church and God's modern movement. From the day of Pentecost, the disciples began their mission of preaching and teaching the good news of Jesus to all nations. Today Jesus' disciples are still committed to taking the good news of Jesus to all nations. In our game today, we are going to review some of the amazing highlights of the early church as well as world missions in God's modern movement.*
2. Divide the students into two teams. Tell the students that they will work together to think of as many answers as they can that belong to the categories that you call out. They have two minutes to call out their answers, and if their answers match those on the Answer Key, they will earn a point for each correct one. Use your copy of Reproducible Page E to keep track of their scores.
3. Show the students the categories on the back of this Lesson Card. Tell the students that they will be asked to call out answers that belong to these categories. Tell the students that they may use their Bibles during this activity. Explain that for each category there is a different number of answers. You will call out the chapters in Acts and the number of answers along with the category. For example: *The category is "The Day of Pentecost" from Acts 2. There are seven possible answers. Go!*



4. Choose a team to go first. Choose a student on the opposite team to keep time for you. Name a category and have the students call out as many answers as they can in two minutes. Accept all reasonable answers—they do not have to be worded exactly as they appear on the Answer Key. Check off each correct answer that they get and total the points after each round. Read all the answers that they got right as well as any they did not.
5. Have the teams take turns until all the rounds have been played. Total the points for each team. Encourage the students for their participation.

Passing a Category


Each team has the right to "pass" one time during this game. That means that if they do not want the category you have chosen, they may pass it to the opposite team who must play it on their next turn. The playing team must then play whatever category you choose. A team may not pass more than one time.

Conclusion

Ask the students to share something they love about the church. Share from your own life. Offer a copy of Reproducible Page E (if available) to the students to take home and play during a family devotional. Close with a prayer thanking God for his church.

Teacher Tips

- This game is played exactly like the game from the previous lesson, Unit 23 Lesson 1.



The Day of Pentecost
Acts 2

Places Paul Went
Acts 13-28

The Early Church
Acts 3-7

People Converted in Acts
Acts 2-16

The Apostle Paul
(before and after conversion)
Acts 9

God's Modern Movement
(people, places, things)

Another Job Well Done

The students will receive recognition for the Bible Skills that they have mastered this year.

Special Teacher's Note

This would be a very good opportunity to present the students with Bibles, notebooks and certificates of recognition. Acknowledge the students that are moving up to the Preteens and those going into the fourth grade. Recognize the students in front of their parents or the entire church if possible. Make sure to recognize the variety of Bible Skills that the students have mastered over this past year. Talk to your Children's Ministry Leader about ways to make this a great success.

Materials

No additional materials are needed.

Preparation

Practice leading this activity.

Instructions

1. Introduce today's activity: *This is our last week of the New Testament survey and review. You have learned so much about Jesus' life and ministry and the early church and God's modern movement. You have also learned some very important Bible Skills to help you read and study your Bible. These skills are some of the most important skills you will ever learn! They will help you teach the Bible to others as well as deepen your own knowledge of God and Jesus.*
2. If you have arranged a special presentation, spend the rest of the time doing that. Otherwise, proceed with this activity.
3. Divide the students into two groups. Tell one group that they are the "True" group and the other is the "False" group. Explain that you will read a list of statements. If the statement is "True" then the True group stands up and says, "True." If the statement is false, the False group stands and says, "False." If a statement is false, ask the students if they can say what the true statement is.
4. Using the list of statements on the back of this Lesson Card, read each statement and have the students respond. Encourage them to help each other and use their Bibles. Give the final answer.

Conclusion

Ask the students what they like most about learning the Bible. Ask them what they consider the most difficult thing about studying the Bible. Close with a prayer for God to help each one grow in their love and knowledge of the Bible.

Teacher Tips

- Adapt or modify this activity to best meet the needs of your students.

False?
True?

A Job Well Done

Questions and Answers

1. The Bible is a book made up of many smaller books in the Old and New Testament. (True)
2. Genesis is the name of the first book of the New Testament. (False—it is the first book of the Old Testament)
3. Matthew is the first book of the New Testament. (True)
4. The New Testament comes after the Old Testament. (True)
5. The Old Testament is called “old” because it was written by old people. (False—because it describes the relationship, or “old covenant,” between God and his people before Jesus.)
6. The book of Acts has one chapter. (False—28 chapters)
7. The book of Philemon has one chapter. (True)
8. A Bible “reference” is an official who decides whether the Bible is right or wrong. (False—it is a book, chapter and verse location)
9. There are 27 different books that make up the New Testament. (True)
10. The “gospels” are four famous singers. (False—they are the first four books of the New Testament)
11. A “concordance” is a high-speed plane. (False—it is a book that helps us locate certain verses)
12. In a concordance, you can find Bible verses organized by key words. (True)
13. John 3:16 is an example of a Bible reference. (True)
14. The correct order of the first five books of the New Testament is: Matthew, Mark, Luke, John, Acts. (True)
15. The book of Acts is a book about people who chop down trees. (False—it is about the early church)
16. Revelation is the name of the last book of the Bible. (False—Revelation)
17. Ephesians is the name of one of the apostle Paul’s letters. (True)
18. Romans is the name of the apostle Paul’s favorite movie. (False—it is the name of one of Paul’s most famous letters)
19. 2 Peter was written by the apostle Peter’s twin brother. (False—it was the second letter written by Peter)
20. In addition to the gospel of John and Revelation, John also wrote three letters in the New Testament. (True)


3rd and 4th Grades

Core/Bible Story

1 copy for the teacher (optional - brightly colored paper)

On that day a great persecution broke out against the CHURCH at Jerusalem, and all except the apostles were scattered throughout Judea and Samaria. (Acts 8:1, emphasis added)	G
Then the CHURCH throughout Judea, Galilee and Samaria enjoyed a time of peace. It was strengthened; and encouraged by the Holy Spirit, it grew in numbers, living in the fear of the Lord. (Acts 9:31, emphasis added)	L
It was about this time that King Herod arrested some who belonged to the CHURCH, intending to persecute them. (Acts 12:1, emphasis added)	O
So Peter was kept in prison, but the CHURCH was earnestly praying to God for him. (Acts 12:5, emphasis added)	R
Keep watch over yourselves and all the flock of which the Holy Spirit has made you overseers. Be shepherds of the CHURCH of God, which he bought with his own blood. (Acts 20:28, emphasis added)	Y
To the CHURCH of God in Corinth, to those sanctified in Christ Jesus and called to be holy, together with all those everywhere who call on the name of our Lord Jesus Christ—their Lord and ours. (1 Corinthians 1:2, emphasis added)	T
The CHURCHES in the province of Asia send you greetings. Aquila and Priscilla greet you warmly in the Lord, and so does the CHURCH that meets at their house. (1 Corinthians 16:19, emphasis added)	O
His intent was that now, through the CHURCH, the manifold wisdom of God should be made known to the rulers and authorities in the heavenly realms. (Ephesians 3:10, emphasis added)	G
Now to him who is able to do immeasurably more than all we ask or imagine, according to his power that is at work within us, to him be glory in the CHURCH and in Christ Jesus throughout all generations, for ever and ever! Amen. (Ephesians 3:20-21, emphasis added)	O
And he is the head of the body, the CHURCH; he is the beginning and the firstborn from among the dead, so that in everything he might have the supremacy. (Colossians 1:18, emphasis added)	D



3rd and 4th Grades

Core/Craft

1 copy for each student

Matthew
28:18-20



Jesus sends out
the disciples.

Acts
2



The church
begins! Peter
preaches and
3,000 are
baptized on
the day of
Pentecost.

Acts
13-28



Paul's
Missionary
Journeys

Colossians
1:23



The good news
goes around
the world!

To [God] be glory
in the church
and in Christ
Jesus throughout
all generations,
for ever and ever!
Amen.
Ephesians 3:21

text box

markers



3rd and 4th Grades

Congratulations!

This is to recognize that

_____ has successfully learned the
Scripture Memory Verses for Year Two:
New Testament Survey.

For the word of God is living and active. Sharper than any double-edged sword, it penetrates even to dividing soul and spirit, joints and marrow; it judges the thoughts and attitudes of the heart.

Hebrews 4:12

This page intentionally left blank



Name _____

Acts Facts

Instruction: Open your Bible to the book of Acts. Work with a partner to find one person, place or event that happened in each chapter and write it in the spaces provided.

Chapter 1	Chapter 15
Chapter 2	Chapter 16
Chapter 3	Chapter 17
Chapter 4	Chapter 18
Chapter 5	Chapter 19
Chapter 6	Chapter 20
Chapter 7	Chapter 21
Chapter 8	Chapter 22
Chapter 9	Chapter 23
Chapter 10	Chapter 24
Chapter 11	Chapter 25
Chapter 12	Chapter 26
Chapter 13	Chapter 27
Chapter 14	Chapter 28

Jesus returns to heaven.

Shout It Out (Again)!

<p style="text-align: center;">The Day of Pentecost Acts 2 (7)</p> <ul style="list-style-type: none"> <input type="checkbox"/> Tongues of fire <input type="checkbox"/> Peter preaches <input type="checkbox"/> 3,000 baptized <input type="checkbox"/> Disciples praying <input type="checkbox"/> Apostles speak in different languages <input type="checkbox"/> People from all nations <input type="checkbox"/> Sound of a violent wind <p>Score _____ Team _____</p>	<p style="text-align: center;">The Early Church Acts 3-7 (5)</p> <ul style="list-style-type: none"> <input type="checkbox"/> Peter heals crippled beggar <input type="checkbox"/> Peter and John arrested <input type="checkbox"/> Ananias and Sapphira tell lies and die <input type="checkbox"/> Stephen stoned to death <input type="checkbox"/> The church grows <p>Score _____ Team _____</p>	<p style="text-align: center;">The Apostle Paul (before and after conversion) Acts 9 (6)</p> <ul style="list-style-type: none"> <input type="checkbox"/> Persecuted the church <input type="checkbox"/> Saw a bright light <input type="checkbox"/> Was blind for three days <input type="checkbox"/> Ananias restores Saul's sight <input type="checkbox"/> Changed radically <input type="checkbox"/> Preached powerfully <input type="checkbox"/> Damascus <p>Score _____ Team _____</p>
<p style="text-align: center;">Places Paul Went Acts 13-28 (10)</p> <ul style="list-style-type: none"> <input type="checkbox"/> Antioch <input type="checkbox"/> Lystra <input type="checkbox"/> Derbe <input type="checkbox"/> Philippi <input type="checkbox"/> Thessalonica <input type="checkbox"/> Berea <input type="checkbox"/> Athens <input type="checkbox"/> Corinth <input type="checkbox"/> Ephesus <input type="checkbox"/> Rome <p>Score _____ Team _____</p>	<p style="text-align: center;">People Converted in Acts Acts 2-16 (7)</p> <ul style="list-style-type: none"> <input type="checkbox"/> 3,000 at Pentecost <input type="checkbox"/> Cornelius <input type="checkbox"/> Ethiopian eunuch <input type="checkbox"/> Lydia <input type="checkbox"/> Philippian jailer <input type="checkbox"/> Apollos <input type="checkbox"/> Simon, the sorcerer <p>Score _____ Team _____</p>	<p style="text-align: center;">God's Modern Movement (people, places, things) (9)</p> <ul style="list-style-type: none"> <input type="checkbox"/> The Boston Church <input type="checkbox"/> Kip McKean <input type="checkbox"/> Evangelization Proclamation <input type="checkbox"/> Douglas Arthur <input type="checkbox"/> The Gempels' living room <input type="checkbox"/> New York City <input type="checkbox"/> London, England <input type="checkbox"/> Paris, France <input type="checkbox"/> Cook Islands, New Zealand <p>Score _____ Team _____</p>



3rd and 4th Grades

