

# JUDGING OTHERS

## LESSON TEXT

Matthew 7:1-5; John 7:24

## LESSON OBJECTIVES

- The students will identify what Jesus says about judging others.
- The students will explain how to look at others with a righteous heart and attitude.
- The students will decide how they will avoid judging others this week.

## MATERIALS NEEDED

*For each student:*

- 1 blank sheet of white paper
- pen or pencil
- 6 index cards, 3" x 5"

*For the teacher:*

- colored markers/pencils
- tape
- 1 copy of "Good News from the Kingdom"
- globe or map of the world
- folder with any newspaper article in it
- extra Bibles

*Reproducible Pages:*

- Page A, 1 copy for every 6 students
- Page B, 1 copy for every 2 students
- Page C, 1 copy for the teacher
- Page D, 1 copy for each student

## LESSON PLAN

### *Getting Ready*

Faithful Instruction  
 Teacher Focus  
 Teacher Tips  
 Preclass Activity: Judging Art  
 Starting Up  
 Welcome and Singing  
 Opening Prayer  
 Victories  
 Good News from the Kingdom

### *Getting into God's Word*


Story: Who's Smarter?  
 Scripture Study  
 Activity: The Rest of the Story

### *Getting It to Others*

Scripture Memory: Matthew 7:1-2  
 Weekly Challenge and Snack Time  
 Conclusion

## SCRIPTURE MEMORY VERSE

"Do not judge, or you too will be judged. For in the same way you judge others, you will be judged, and with the measure you use, it will be measured to you." Matthew 7:1-2



## FAITHFUL INSTRUCTION

### TEACHER FOCUS

Pray before preparing this lesson. Read and meditate on Matthew 7:1-5 and John 7:24, and think about how you may have judged others this week. Also read James 2:1-4 about favoritism. Ask yourself if you have judged anyone based on appearance, gender or social status. Sometimes we can be judgmental without even realizing it. Have you been judgmental or shown favoritism to anyone in your preteen class? If you have, repent and decide to see everyone as God does.

### TEACHER TIPS

This lesson requires some play-acting on the teacher's part. Have fun! The effectiveness of the lesson in the story exercise depends on your acting. Do your best to be convincing. You need to illustrate how hurtful it is when people judge others.

## PRECLASS ACTIVITY

### JUDGING ART

In this activity, the preteens will be given differing instructions about how to draw a picture of a star. The purpose of the activity is to illustrate how unfair it is when we judge others, especially when we don't have the full picture (pun intended).

#### MATERIALS USED

*For each student:*

- 1 sheet of blank white paper

*For the teacher:*

- colored markers/pencils
- tape

*Reproducible Pages:*


- Page A, 1 copy for every 6 students

#### PREPARATION

Cut each copy of Reproducible Page A (Judging Art) into 6 strips.

#### INSTRUCTIONS

1. Give each student a sheet of paper, some markers and one strip from Reproducible Page A (Judging Art).
2. Ask them to draw a picture, following the directions on their strip of paper.
3. Explain that they are not to compare instructions or drawings with anyone else.
4. You may wish to separate the students a little so that they won't see what the others are doing. Give them several minutes to complete their drawings.
5. The instructions are as follows:
  - #1—Draw a star with five points.
  - #2—Draw a star with four points.
  - #3—Draw a star, making it look nothing like a star.
6. Tell them to write on their drawings the number from the top of their strips of paper (#1, #2 or #3).
7. Have each student sign his or her artwork and tape it to the wall.
8. Tell those who have #1 at the top of their drawings to go around and critique (say what is right with and



wrong with) the stars drawn by the other students. Have them write their comments directly on the papers. (Obviously, they should make comments like, "You only have four points on your star" and "I can't tell this is a star at all.")

9. After a few minutes, have the #2 and #3 students collect their own artwork and read the comments.
10. Have a #2 student and a #3 student read their drawing instructions aloud.
11. Ask the #2 and #3 students the following questions: *How did you feel reading people's comments?* (angry / embarrassed / they were unfair) *How do you feel when people judge you without truly understanding where you are coming from?*
12. Then ask the #1 students: *How would your judgments have changed if you had known what the #2 and #3 students' instructions were?*
13. *What does this activity tell us about judging others?* (that it is hurtful and unfair / should not always assume that we know everything about a situation)
14. Tell the class that one of Jesus' most important teachings is that we should not judge others. By treating each other fairly and with respect, we are able to be more open with each other, and thus, help each other to be more righteous.

## STARTING UP

### WELCOME AND SINGING

Call the students together in a circle. Welcome everyone by name, being sure to recognize anyone who is visiting. Let them know how glad you are to see them and how much you looked forward to being with them. Sing a few songs.

### OPENING PRAYER

*Who would like to say a prayer to start today's time together?* Select one or two students to pray for several minutes. Include special prayer requests for the preteens, their families and friends, the class and the kingdom.

### VICTORIES

Take the time to have the students share about the challenge they were given at the end of last week's class. *Did everyone complete their challenge? How did it go? What fears did you face as you met the challenge to put the lesson into practice? How did everyone do with having consistent quiet times? Who would like to share something they learned this week?*

Praise and encourage all the students' efforts, especially noting any area of significant growth. Offer help and suggestions so they can have even more victories in the coming week.

### GOOD NEWS FROM THE KINGDOM

#### MATERIALS USED

*For the teacher:*

- 1 copy of "Good News from the Kingdom"
- globe or map of the world



#### INSTRUCTIONS

*Now let's take a few minutes to share "Good News from the Kingdom."* Be excited as you read about what is happening around the world. Have a globe or map ready, pointing out the location as you share. Remind your students that the kingdom of God is worldwide and the victories of our brothers and sisters on other continents can inspire us and spur us on.



## STORY

### WHO'S SMARTER?

Before discussing John 7:24 and Matthew 7:1-5, Jesus' teaching about not judging others, you will pretend to judge the preteens based on the stereotype that one gender is smarter than the other. The preteens will then feel how unfair it is to judge and to be judged.

#### MATERIALS USED

*For the teacher:*

- folder with any newspaper article in it

#### PREPARATION

You will want to practice this once or twice before class in order to be very convincing. The students will be able to see the newspaper article that you have, but they will not realize that it really is not about what you are saying it is. Also, review Matthew 6 so that you will have plenty of questions to use in this experiment.

#### INSTRUCTIONS

1. Start with one of the teachers announcing to the class that they recently read an article (open the folder and give them a glimpse of the random article you have) about girls being smarter than boys. *I'd like to read it to you, but why don't we test this theory instead. Let's have the girls sit in the front and the boys in the back.*
2. Tell the class that you will review Matthew 6 before moving on to the next chapter. Ask questions about the chapter like *What is a hypocrite?* and *What are treasures on earth that we can have?* or *Why shouldn't we worry?* Let the girls answer most of the questions and praise them highly for their answers. Say that the article must be correct!
3. While you are discussing with the students, hand the folder to another teacher. The teacher should act like he or she is reading the article. After you have praised the girls and said that the article must be correct, the other teacher should get your attention and point at the article. Then the two of you will have a whispered discussion. You should look a little embarrassed and say, *Actually, I was mistaken; the article actually says that boys are*

*smarter!* Change the seating arrangement so that the girls now sit in the back. Ask a few more questions about Matthew 6. This time, praise only the boys.

4. By now, the preteens should be objecting to your favoritism. Explain to them what you have been doing, and ask them what they think the lesson was really about.
5. NOTE: In this activity, make sure that when you are praising one group, do not put down answers from the other group—i.e., "That was a stupid answer." Although the students will soon discover that you are only playing, very sensitive students might carry with them a statement you made to them. Just be careful with this activity to keep the comments general.

## SCRIPTURE STUDY

#### MATERIALS USED

*For the teacher:*

- extra Bibles

Have one student read John 7:24 and ask the class the following questions. Explain that Jesus was teaching the crowds at the temple, cautioning them about their judging of him and his teaching. These people had very definite ideas about who and what a prophet should be, and Jesus challenged them in their views.

- *How does this verse relate to what we just did? What does Jesus say that we should never do? How do we judge people by their appearance?*
- *Can you think of some ways you have judged others by their appearance (or have been judged by others yourself)?* (e.g., looking at a homeless person and thinking he is a drunk / seeing a poorly-dressed student and avoiding talking to them / listening to someone give a wrong answer and thinking they are stupid, etc.)
- *How does it feel to be judged by your appearance?*
- *What was Jesus trying to help the Jews understand about judging others by outward appearance only?* (They should not judge a man's purpose or his holiness by the way he speaks, looks or acts because they could be wrong.)



## ACTIVITY

- *Why is judging others wrong?* (because it hurts them / keeps us from getting to know them / we may not have all the facts / God loves and accepts all people / we think we are better)
- *So wait, does this mean we never make a judgment about others? Are there ways to judge others righteously? God has an answer to that question:*

Have a student read Matthew 7:1-5.

- *What does Jesus say about how to judge?* (First use the same measure on yourself, and then change yourself.)
- *What is the standard by which we make judgments about what is right and wrong?* (the Bible)
- *So the measure that we measure others with and we measure ourselves with is the Bible. What kind of attitude should we have as we make this type of judgment? Can we judge without being "judgmental"?* (If someone lies, we are not being judgmental if we say they are wrong. But if we have a self-righteous, I-am-better-than-you-are, critical attitude, we are being judgmental. / If we are unforgiving when we ourselves need often to be forgiven, we are having a judgmental attitude.)
- *In what ways should we check our hearts when we are judging the actions of others?* (being sure we are not the one in sin because we have prideful attitudes / being sure we have all the facts / being sure that we expect as much out of ourselves as we expect out of others / being sure that we do not just want to prove that we are right / realizing that we are often wrong / having compassion for people, not just "getting on their case") *Then and really only then, can we help others with their problems. If we do not deal with ourselves first, we can become what, according to Jesus, is a hypocrite. Once you see yourself, then you can lovingly help others.*
- *What are you going to do to keep you from judging others this week?* (Look for people's strengths and encourage them. / Remember how much you want people not to judge you. / Pray to be loving toward everyone. / Memorize Matthew 7:1-2 or other scriptures about not judging.)

## THE REST OF THE STORY

The students will consider two scenarios that they might encounter at school. In each scenario a person is judged by those who do not know all the facts. The students will come up with possible facts that, if known, would change the way the "judges" would evaluate the scenarios.

### MATERIALS USED

*For each student:*


- pen or pencil

*Reproducible Pages:*

- Page B, 1 copy for every 2 students
- Page C, 1 copy for the teacher

### INSTRUCTIONS

1. Divide the students into pairs.
2. Give each pair a copy of Reproducible Page B (Judging Others).
3. Tell them to follow the directions:
  - Read each story together.
  - After reading each, come up with a possible scenario as to what might have led up to the circumstances that each person was judged for. Write down the scenario.
  - Think about how the people who did the judging in both stories might have reacted differently if they had known what was really happening with the person.
4. Read the first story aloud. Have several pairs share their possible scenarios. Then read aloud the scenario on Reproducible Page C.
5. Read the second story aloud. Have several pairs share their possible scenarios. Then read aloud the scenario on Reproducible Page C.
6. Discuss with the class how the students might have responded in a different way if they had known what was really happening with the people they were judging.
7. Encourage the students to think of these illustrations when they are at school and are tempted to judge someone without knowing all the facts. Encourage them to have more compassion and not to have a judgmental spirit.



## SCRIPTURE MEMORY

"Do not judge, or you too will be judged. For in the same way you judge others, you will be judged, and with the measure you use, it will be measured to you." Matthew 7:1-2

### MATERIALS USED

*For each student:*

- pen or pencil
- 6 index cards, 3" x 5"

*Reproducible Pages:*

- Page D, 1 copy for each student

### INSTRUCTIONS

1. Tell the students to keep the partner they had for the last activity. Give each pair twelve index cards.
2. Give each student a copy of Reproducible Page D (Memory Verse).
3. Have them copy phrases of two to four words from the memory verse and the scripture reference onto the index cards.
4. When they are done, have them close their Bibles (or put up Reproducible Page D) and shuffle the cards.
5. Next, have the teams switch their cards with another team, in order to make game more challenging.
6. Have the pairs then race each other to put the phrases in order and lay them out on the table or the floor. If time allows, remove a few cards from each of the sets. Have them race to put the cards "in order" (even though some words will be missing), and the first pair who finishes must say the entire verse aloud, filling in the missing phrases.

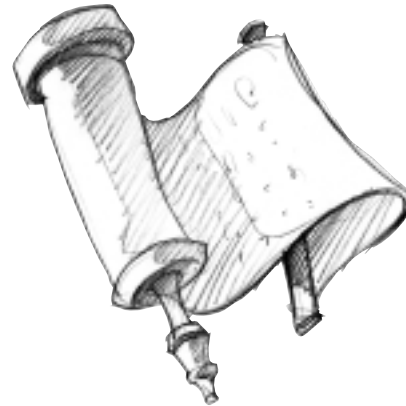
## WEEKLY CHALLENGE AND SNACK TIME

If your students bring a snack, allow them to eat while you explain to them the challenge for the week.

Review some of the ways that we can be judgmental of others. Ask the students to think about people that they may have judged in the past or who they may be judging now. Encourage them to make friends with someone whom they have judged in the past.

## CONCLUSION

End the class with a prayer for the preteens to show unconditional love towards everyone they come in contact with.



## WEEKLY CHALLENGE

This week, make friends with someone you have judged in the past. Get to know them, and let them get to know you.

# JUDGING OTHERS

## LESSON TEXT

Matthew 7:1-5

## LESSON OBJECTIVES

- The students will identify how God feels about hypocrisy.
- The students will list three ways they can be hypocritical in their own lives.
- The students will decide how they will avoid judging others this week.

## MATERIALS NEEDED

*For each student:*

- pen or pencil
- 1 index card, 4" x 6"

*For the teacher:*

- large writing surface
- marker for large writing surface
- dictionary
- extra Bibles
- 2 Kit-Kat chocolate bars for every time you play the game (or bars that break into 4 long bars)
- masking tape

*Reproducible Pages:*

- Page E, 1 copy for each student
- Page F, 1 copy for the teacher
- Page G, 1 copy for the teacher

## LESSON PLAN

### *Getting Ready*

Faithful Instruction  
 Teacher Focus  
 Teacher Tips  
 Preclass Activity: Seeing Clearly  
 Starting Up  
 Welcome and Singing  
 Opening Prayer and Review  
 Great News Sharing

### *Getting into God's Word*


Scripture Study  
 Activity: Walking the Plank

### *Getting It to Others*

Scripture Memory: Matthew 7:1-2  
 Weekly Challenge and Snack Time  
 Conclusion

## SCRIPTURE MEMORY VERSE

"Do not judge, or you too will be judged. For in the same way you judge others, you will be judged, and with the measure you use, it will be measured to you."  
 Matthew 7:1-2



## FAITHFUL INSTRUCTION

### TEACHER FOCUS

Pray before preparing this lesson. Read and meditate on Matthew 7:1-5, and examine your life to see whether there is any hypocrisy. Hypocrisy can show itself in many areas of our lives: our ministries, our families, our jobs and our relationships. Read Matthew 23 and think about how you might not have practiced what you preached this week. Confess it and decide that you will be a man or woman of integrity.

### TEACHER TIPS

Look up the word "hypocrisy" in the dictionary ahead of time. You will be sharing this definition with your students at the beginning of the Scripture Study. Get a firm conviction about how Jesus feels about this sin so that you can clearly and strongly communicate it to the preteens. They need to have a deep conviction about understanding the different forms of hypocrisy and rooting it out of their lives.

## PRECLASS ACTIVITY

### SEEING CLEARLY

This activity is for the students to discern which character traits are pleasing to God and which are not. They will learn from the Scripture which character traits help them to "see clearly."

#### MATERIALS USED

*For each student:*

- pen or pencil

*Reproducible Pages:*


- Page E, 1 copy for each student

#### INSTRUCTIONS

1. Give each student a copy of Reproducible Page E (Seeing Clearly).
2. Give them ten minutes to complete it. Help any of the students who have difficulty finding the scriptures in their Bibles.
3. See answer key on the next page.







## STARTING UP

### WELCOME AND SINGING

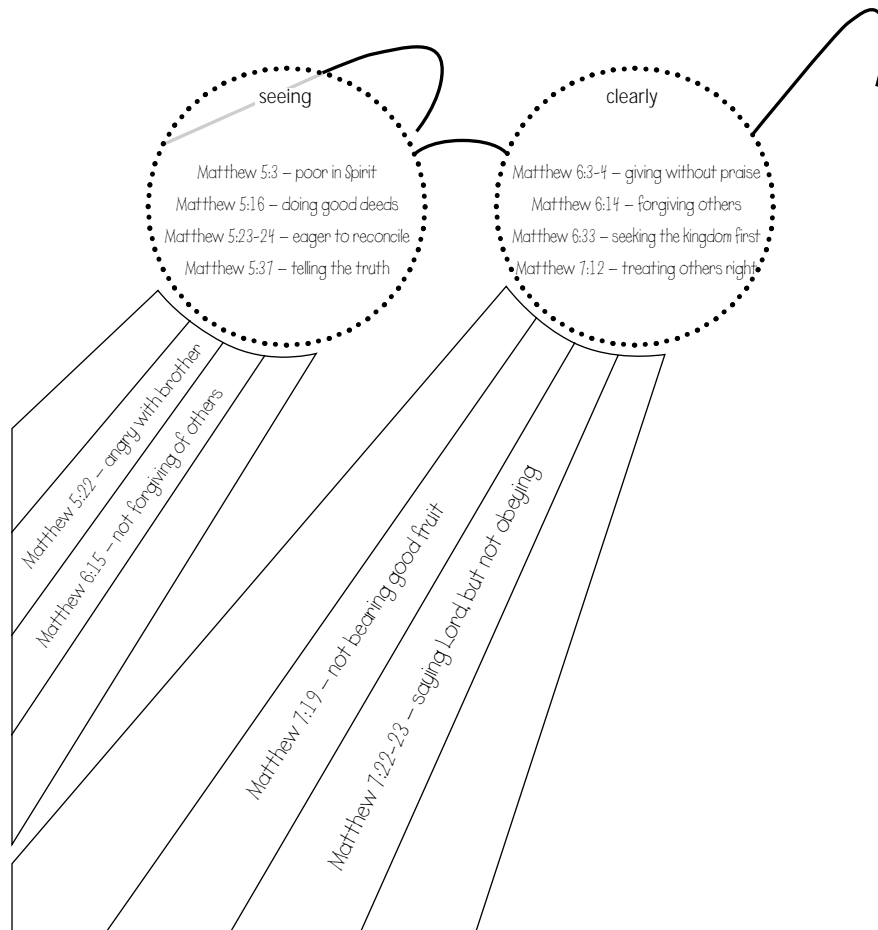
Call the students together in a circle. Welcome everyone by name, being sure to recognize anyone who is visiting. Let them know how glad you are to see them and how much you looked forward to being with them. Sing a few songs.

### OPENING PRAYER AND REVIEW

- Open with one of the students praying for each student to be compassionate and not judgmental toward others.
- Have one student recite the memory verse for this lesson: Matthew 7:1-2.
- Have a student briefly review the previous lesson about judging.

### GREAT NEWS SHARING

Allow several minutes for the students to share great news about their lives. This could be about a family member who became a disciple, someone healed from an illness, someone studying the Bible, great grades, someone who had a victory relating to the previous lesson, etc. Remind the students to be brief so as many as possible can share.



Answer Key for Reproducible Page E/Preclass Activity



## SCRIPTURE STUDY

### MATERIALS USED

For the teacher:

- large writing surface
- marker for large writing surface
- dictionary
- extra Bibles

Reproducible Pages:

- Page E, 1 copy for the teacher (from Preclass Activity)

### PREPARATION

1. Copy the worksheet onto a large writing surface, drawing the glasses and the planks.
2. Refer to the answer key for Reproducible Page E on the previous page. You will have to write in the qualities as you discuss with the students.

Have someone read Matthew 7:1-5.

- *You talked a lot in your last class about what it means to be judgmental. Who can tell me what they remember from that discussion?* (Take a few responses: If someone lies, we are not being judgmental if we say they are wrong. But if we have a self-righteous, I-am-better-than-you-are, critical attitude, we are being judgmental. / If we are unforgiving when we ourselves need often to be forgiving, we are having a judgmental attitude.)
- *What was the word that Jesus used to describe those who judge others without looking at themselves first?* (hypocrite) Read the dictionary definition for "hypocrisy."

- *We are hypocritical if we choose to point out the faults in others or criticize them while doing nothing to change the things that are wrong in our own lives*
- *Today let's look at what the "planks" can be in our own eyes that keep us from helping others.* Have them get their worksheets out from the Preclass Activity.
- *Tell me what you put on the planks on the worksheet. I would like you to tell me the scripture reference, and then tell me the characteristic it talks about.* As they give their answers to you, write down the negative characteristics on the planks on the large writing surface.
- *How can we be hypocritical in these areas? Why do you think Jesus doesn't want us to live this way? Let's decide to get these planks out of our lives first and then we can help others.*
- *What are some of the positive qualities that you put in the eyeglasses? These are areas that we should be striving to grow in, so that we can help others in them as well. If we see clearly, we can help others also to see. Have them answer as before.* (As they tell the qualities to you, write them in the eyeglasses on the large writing surface.)

End on a positive and encouraging note, letting your students know how excited you are about the changes they will be making in their own lives and the ways they will be able to help each other.)





## ACTIVITY

### WALKING THE PLANK

This is a game in which the students must determine whether or not a scripture is quoted accurately. The passages will be taken from the parts of the Sermon on the Mount that they have already studied (Matthew 5:1-7:5).

#### MATERIALS USED

*For each student:*

- 1 index card, 4" x 6"
- pen or pencil

*For the teacher:*

- 2 Kit-Kat chocolate bars for every time you play the game (or bars that break into 4 long bars)
- masking tape

*Reproducible Pages:*

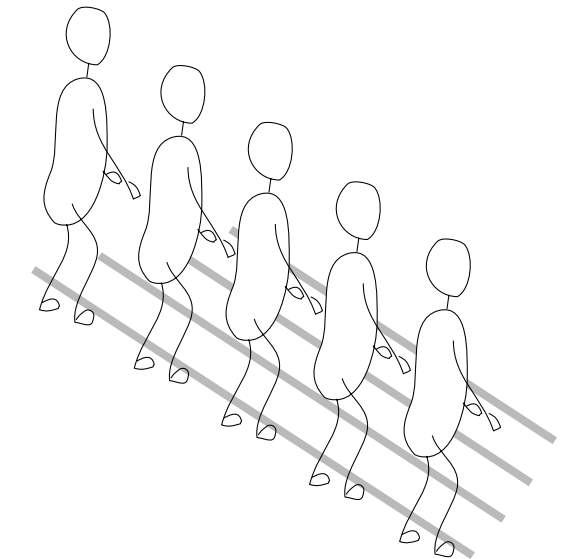
- Page F, 1 copy for the teacher

#### PREPARATION

1. With masking tape, mark off four equally spaced lines on the floor. This will be the "plank." Designate the first line as the starting line and the last as the finish line.
2. Give each student an index card. Ask each student to write "yes" on one side and "no" on the other in big bold letters.

#### INSTRUCTIONS

1. Have up to five students take their places at the starting line, which will be referred to as the beginning of the "plank." (See illustration on right.) The other students can watch until it is their turn to play. NOTE: If your classroom is large enough, you may make several copies of the questions and play several rounds at once, using your assistant teachers to ask the questions.
2. Read a passage from Reproducible Page F that may or may not be quoted accurately. Give the preteens 10 seconds to decide whether the passage is quoted correctly. Repeat the passage only once during the 10-second interval.
3. Warn the students that some of these will be difficult. (You may want to look up the "wrong" scriptures so you are sure why they are wrong.)
4. When the teacher says, "Show," the students



must hold up their cards. If a student thinks the passage is quoted correctly, he or she should hold up the side of the card that reads "yes." If the student thinks the passage is quoted incorrectly, he or she should show the side of the card that says "no." Anyone who fails to hold up his or her card at that time will be considered to have given an incorrect answer.

5. Those who answer correctly may hold their places on the plank. Those who give incorrect answers must move forward one step on the plank.
6. Any student who gives three incorrect answers will be declared to be on the end of the plank. If that student gives another incorrect answer, he or she will step "off the plank" and into the dangerous swirling water. (In other words, they are out of the game.) The last student still on the plank will be the winner of the game.
7. Give the winner an entire Kit-Kat bar. Break the other Kit-Kat bars into "planks" and give the rest of the preteens one "plank" each as consolation prizes.
8. Repeat the game with five more students if time allows.



## SCRIPTURE MEMORY

"Do not judge, or you too will be judged. For in the same way you judge others, you will be judged, and with the measure you use, it will be measured to you." Matthew 7:1-2

### INSTRUCTIONS

Randomly call on students to recite the memory verse. If students get stuck, have others come to the rescue. Then have the entire class recite the memory verse together.

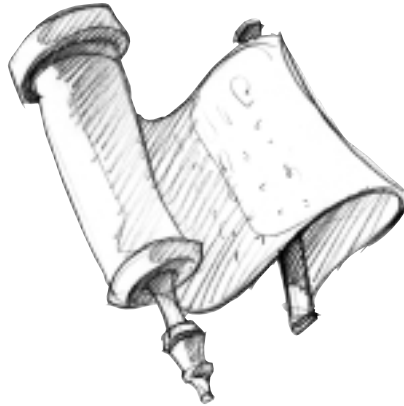
## WEEKLY CHALLENGE AND SNACK TIME

If your students bring a snack, allow them to eat while you remind them of the challenge for the week.

The challenge was to make friends with someone who they have judged in the past. Ask the students to share how the relationships are going. If there are any students who are having difficulty being friends with someone because the person is unresponsive, have them try to build a relationship with someone else. Be encouraging, letting them know that God will reward their perseverance and repentance.

## CONCLUSION

End the class with a prayer.



## WEEKLY CHALLENGE

This week, make friends with someone you have judged in the past. Get to know them, and let them get to know you.



JUDGING ART

#1

Draw a picture of a star with 5 points.

#2

Draw a picture of a star with 4 points.

#3

Draw a picture of a star, making it look nothing like a star.

#1

Draw a picture of a star with 5 points.

#2

Draw a picture of a star with 4 points.

#3


Draw a picture of a star, making it look nothing like a star.

## JUDGING OTHERS

With your partner, read the following two scenarios. Each describes a situation you might see at school. After each, write down a scenario of what might have been happening with the person who is being judged. Use your imagination.


1. Mary Ellen showed up at school one day with her hair unbrushed, wearing the same clothes she had worn the day before. They were wrinkled and dirty. It looked like she had slept in them. Several girls laughed when she walked past them. She just hung her head and avoided their stares. They said to each other, "She looks so bad. I would never come to school looking like that. I sure don't want to be seen with her."

What might have happened to Mary Ellen from the time she left school the day before and that morning?



2. Jerry was playing basketball in gym class. The coach yelled at him to throw the ball to another kid. Jerry dropped the ball, ran off the court and straight to the bathroom. The other kids watched him go and started laughing and saying, "Jerry's a BABY. What's the matter baby, did somebody take your bottle? Oh, grow up Jerry!"

What could have been happening with Jerry that the other kids had no idea about?



Discuss with your partner: In both of these situations, how might the students have responded differently if they had known the real truth and had not just passed judgment on Mary Ellen and Jerry?

POSSIBLE SCENARIOS FOR THE TWO STORIES ON REPRODUCIBLE PAGE B


MARY ELLEN:

Mary Ellen went home from school. Her mom wasn't there and had left no note. She started doing her homework, thinking her mom would surely call or be home soon. Dinnertime came, but she still hadn't heard from her mom. She was hungry, so she ate a bowl of cereal. By 9:00 she was getting really worried and afraid. Is she okay? Is she in the hospital? Did she have a car wreck?

Then she heard a sound at the front door. Was it her mom or someone else? She looked through the peephole, and saw her mom fumbling with her keys and heard her swearing loud enough for all the neighbors to hear her. She was very drunk.


She helped her mom into the house and to the bathroom where she threw up again and again...and yelled at Mary Ellen the whole time.

Finally around 5:00 in the morning her mom fell into a deep sleep. Mary Ellen lay down on the couch, exhausted. The next thing she knew, it was 7:00, and her ride was being the horn outside. She jumped up, grabbed her books and ran out to door to go to school.



JERRY:

Jerry had been feeling bad all morning. He had told his mom that his stomach hurt, but she had said he was going to school anyway. She couldn't afford to stay at home from work. Jerry had done his best to keep up with the basketball game, but right when Bobby passed him the ball, his stomach cramped and pain shot through his whole body. It was at that point that the coach yelled at him to throw the ball. Because of the pain he was in, he simply dropped the ball and ran to the bathroom, afraid he was going to get really sick out on the gym floor in front of everyone.



SCRIPTURE MEMORY VERSE

"Do not judge, or you too will be judged. For in the same way you judge others, you will be judged, and with the measure you use, it will be measured to you."

MATTHEW 7:1-2

WEEKLY CHALLENGE

This week, make friends with someone you have judged in the past. Get to know them, and let them get to know you.





## SEEING CLEARLY

Look up each of the scriptures listed below. If the scripture describes a positive character trait, write the positive character trait inside the eyeglasses. If the scripture describes a negative character trait, write that character trait on one of the planks.

seeing

clearly

planks

Matthew 5:3  
Matthew 6:15  
Matthew 5:23-24  
Matthew 6:3-4  
Matthew 6:14  
Matthew 5:22  
Matthew 7:22-23  
Matthew 5:16  
Matthew 6:33  
Matthew 7:19  
Matthew 5:37  
Matthew 7:12

Supplement/Getting Ready/1 copy for each student

'WALKING THE PLANK' SCRIPTURES

Right	Wrong
Matt 5:8 "Blessed are the pure in heart, for they will see God."	Matt 5:3 "Blessed are the poor in spirit, for they shall be made rich."
Matt 5:9 "Blessed are the peacemakers, for they will be called sons of God."	Matt 5:8 "Blessed are the pure in heart, for theirs is the kingdom of heaven."
Matt 5:16 "In the same way, let your light shine before men, that they may see your good deeds and praise your Father in heaven."	Matt 5:20 "For I tell you that unless your righteousness surpasses that of mine, you will certainly not enter the kingdom of heaven."
Matt 5:19 "Anyone who breaks one of the least of these commandments and teaches others to do the same will be called least in the kingdom of heaven."	Matt 5:31-32 "It has been said, 'Anyone who divorces his wife must give her a certificate of divorce.' But I tell you that anyone who divorces his wife, except for a really good reason, causes her to become an adulteress..."
Matt 5:23 "Therefore, if you are offering your gift at the altar and there remember that your brother has something against you, leave your gift there in front of the altar. First go and be reconciled to your brother; then come and offer your gift."	Matt 5:38-39 "You have heard that it was said, 'Eye for eye and tooth for tooth.' But I tell you: 'Nose for nose and ear for ear.'"
Matt 5:42 "Give to the one who asks you, and do not turn away from the one who wants to borrow from you."	Matt 5:43-45 "You have heard that it was said, 'Love your neighbor and hate your enemy.' But I tell you: Try your best to love your enemies, especially if they start treating you nicer, that you may be sons of your Father in heaven."
Matt 6:3-4 "But when you give to the needy, do not let your left hand know what your right hand is doing, so that your giving may be in secret."	Matt 6:1 "Be careful to do your acts of righteousness before men, to be seen by them."
Matt 6:7 "And when you pray, do not keep on babbling like pagans, for they think they will be heard because of their many words. Do not be like them, for your Father knows what you need before you ask him."	Matt 6:1 "Be careful not to do your acts of wickedness before men, to be seen by them."
Matt 6:14-15 "For if you forgive men when they sin against you, your heavenly Father will also forgive you. But if you do not forgive men their sins, your Father will not forgive your sins."	Matt 6:2 "So when you give to the needy, do not announce it with trumpets, as the Pharisees do in the synagogues and on the streets, to be honored by men."
Matt 6:17-18 "But when you fast, put oil on your head and wash your face, so that it will not be obvious to men that you are fasting, but only to your Father, who is unseen; and your Father, who sees what is done in secret, will reward you."	Matt 6:4 "Then your Father, who sees what is done in secret, will punish you."
Matt 6:24 "No one can serve two masters. Either he will hate the one and love the other, or he will be devoted to the one and despise the other. You cannot serve both God and Money."	Matt 6:6 "But when you pray, go into your room, close the door, kneel down and pray to your Father, who is unseen."
Matt 6:31-32 "So do not worry, saying, 'What shall we eat?' or 'What shall we drink?' or 'What shall we wear?' For the pagans run after all these things, and your heavenly Father knows that you need them."	Matt 6:34 "Therefore do not worry about tomorrow, for today has enough to worry about. Each day has enough trouble of its own."
Matt 7:1-2 "Do not judge, or you too will be judged. For in the same way you judge others, you will be judged, and with the measure you use, it will be measured to you."	Matt 7:5 "You hypocrite, first take the speck out of your own eye, and then you will see clearly to remove the plank from your brother's eye."