

The Boston Church

Lesson Objectives

- The students will hear about the early days of the Boston Church.
- The students will state that God wants his church to be unified.
- The students will think of one way that they can build unity in the church.

Lesson Text

Ephesians 4:1-6,16
1 Corinthians 1:10

Scripture Memory Verse

And over all these virtues put on love, which binds them all together in perfect unity.

Colossians 3:14

Lesson Plan

Greeting and Registration

Preclass Activity: What Do You See?

Welcome and Singing

Centers:

Bible Story: A Room with God's View

Craft: Bound for Glory

Scripture Memory: Perfect Unity

NOTE: Allow time for a snack.

C
H
U
N
I
T
Y
R
C
H



3rd and 4th Grades

P
R
E
•
C
L
A
S
S

The Boston Church

What Do You See?

The students will preview today's Bible Story as they do this fun activity with seeds.

Materials

For each student:

- 1 package of seeds
- pencil

For the teacher:

- books or magazines with pictures of trees, plants and flowers

Reproducible Pages:

- Page A, 1 copy for each student

Preparation

1. Complete the activity on your copy of Reproducible Page A.
2. Place the pictures of plants and flowers around the tables in the Preclass area.

What Do You See?

Instructions: Take your package of seeds and use it to answer the questions below.

1. Look at your package of seeds. What do you see?

2. Open your package of seeds and look inside. How many seeds are inside the package?

3. Look at the seeds. What do you see?

4. Look at the seeds again. What do you see now?

5. Imagine what would happen if you planted, watered and cared for those seeds. What would you see then?

IMAGINATION CHALLENGE
Imagine if seeds could talk. What would they say?

THINK ABOUT THIS
Jesus replied, "The hour has come for the Son of Man to be glorified. I tell you the truth, unless a kernel of wheat falls to the ground and dies, it remains only a single seed. But if it dies, it produces many seeds. The man who loves his life will lose it, while the man who hates his life in this world will keep it for eternal life. Whoever serves me must follow me; and where I am, my servant also will be. My Father will honor the one who serves me. (John 12:23-26, emphasis added)

Jesus knew that his life was like a seed. He told the disciples that they must be "planted" in order to produce plants that would in turn produce more new seeds—or disciples.
Every disciple of Jesus is like a seed, too.
What would happen if every disciple were willing to let God plant and water and care for them?

Instructions

1. Greet the students as they arrive. Tell them that today's lesson is about God's modern movement. Remind them that they have been learning all about how God moved through the disciples in the Bible. In these next two lessons, the students will learn about God's movement around the world today.
2. Distribute the copies of Reproducible Page A, packages of seeds and pencils. Encourage the students to work with a partner or small group to complete this activity.
3. Circulate among the students to offer help and encouragement. Point out that the pictures are to help them think about the questions on their pages.

Teacher Tips

- If you do not have enough packages of seeds for each student, have the students work in pairs or groups of three to share a package.
- If your budget permits, let the students take the seeds home and plant them.



3rd and 4th Grades

The Boston Church

A Room with God's View

The students will hear the amazing story of the early days of the Boston Church.

Materials

For the teacher:

- 30 seeds

Special Advanced Preparation

Make arrangements with your Children's Ministry Leader to take your class to a special place to hear today's story. Arrange for either a special room, a shady spot under a tree, or (if possible) an informal living room setting. For classes with up to thirty students, consider telling this story to all the students together—comparing their number to the group of thirty who were part of the early Boston (Lexington) Church of Christ. Create a comfortable atmosphere in which to present this story, and tell it as if you were telling your own children about the amazing ways that God has moved in your lifetime!

If you know one of the disciples who was at this gathering, ask them to share with you what it was like so that you can add this to your story.

Preparation

1. Practice telling the story on the back of this Lesson Card with excitement and enthusiasm. Imagine that you were there and how you would have felt sitting in that living room.
2. Pray that you can inspire the students with the story of Kip McKean's vision for the church in Boston and the world.

Introducing the Bible Story

Open your Bible to Ephesians 4 and 1 Corinthians 1. Tell the students that today's Bible Story is based on two New Testament passages that teach the importance of unity. Read Ephesians 4:1-6, 16 and then 1 Corinthians 1:10 to the students. Explain that in today's Bible Story they will hear about how a small group of people were unified in doing God's work and God blessed them in amazing ways. Holding the seeds in your hand, ask the students these questions:

- *What am I holding in my hand? (seeds)*
- *Who can guess how many I have here? (thirty)*

- *What would you do if I told you that each of these seeds has the ability to produce one hundred more seeds just like it? (Take responses.) How many seeds would that be? (3,000)*

Put the seeds aside. *In your lesson today, you are going to hear about thirty people who wanted to be disciples of Jesus more than anything else. They wanted to be planted like seeds so that God could help them make many more disciples for Jesus—just like in the Bible. These disciples prayed and asked God to help them learn how to make disciples. God not only answered their prayer by sending someone who could show them, but in just a few years, God used them to grow from 30 to 3,000 disciples!*

Presenting the Bible Story

Present the story of the Early Boston Church on the back of this Lesson Card. Tell them to listen carefully and to think about how the people must have felt. Point out that this is a true story.

Sharing with Others

- *Imagine all the third and fourth graders in your school coming to church with you and loving it. How would that make you feel? How would that make God feel?*
- *Imagine your school auditorium filled with your friends and neighbors that you are helping to learn about God. How would that make you feel? How would that make God feel?*
- *Do you believe that God could use you to do these things?*
- *If not, do you want to believe that God could use you to do these things?*

Encourage the students to share today's story with a friend who wants to know more about God. Close with a prayer for the students to have a vision for how God can use them.

Teacher Tips

- Help the students relate to today's story by using examples of things they know. For example: how thirty people compares to your class size; or tell them what the largest building (convention center or arena) is in your city and imagine having church there (if they don't already).



3rd and 4th Grades

The Boston Church

The Boston Church Story

When God wants to do something, he chooses the people he wants to use and prepares them for his work. This was true when God raised up men and women like Abraham, Moses, David, Ruth, and Esther. God still chooses people today to accomplish his plans. This is a true story of how God used a very small group of people to change the whole world in only a few years!

In 1978, a college student named Doug Arthur came home to Boston, changed by his new friendship with God. His parents and his friends noticed that he was very different. He loved to read the Bible and to talk about God. Even more surprising, he was eager to admit when he made a mistake, and quick to change and repent. When people asked him why he was so different, he said that he had become a "disciple" or a follower of Jesus. Doug helped the people around him to believe that they could change and be like Jesus, too. His friends and family were part of a small church in Lexington, Massachusetts, a suburb of Boston. They had secretly wondered why they had never seen a real example of a disciple of Jesus. Now, they began to dream that the Bible could come true in their lifetime!

Meanwhile, God was also preparing a man who would lead the dreamers in Lexington. Kip McKean had become a disciple of Jesus at the University of Florida and then went on to be a campus minister in a small church in Charleston, Illinois. Many college students became Christians there through the ministry of Kip and Elena, his wife.

When the leaders of the Lexington Church heard about Kip and Elena's ministry, they asked the McKeanes to come lead their church. Kip and Elena prayed and asked God for guidance. On June 1, 1979, they met with 30 people in Bob and Pat Gempel's living room. Kip spoke of his dream to see people from every background coming together to follow Jesus. Kip told them of his dreams for Boston to have a big church in which every member was excited to be a disciple. He dreamed of meeting in the largest building in Boston. And that was not all! He dreamed of sending disciples into every nation to start other churches. He really believed that God could have a church in Boston just like the church in the Bible! He challenged them that this would require three things:

- 1) Every member must believe the Bible is the word of God.
- 2) Every member must be a true disciple of Jesus.
- 3) Every disciple must make other disciples, because he or she wants to be like Jesus.

The group of dreamers in Lexington were amazed and started asking God to help them believe, too.

As they taught the Bible, the people started to invite their friends and neighbors to come and hear the message of Jesus. Very quickly the little group grew. In a few months, the small church of 30 became 60! And by the end of the year they were 120! Over 100 people were baptized the first year after Kip and Elena began to lead the church. This amazing news began to spread and soon many people moved to Boston to join them. The people saw that if they obeyed God's word, no matter what it cost, God would bless them. These disciples were willing to go anywhere, do anything and give up everything for God.

The word of God is like a seed—when it is preached, it produces followers of Jesus, just like it did 2,000 years ago in the book of Acts. The Lexington Church of Christ became the Boston Church of Christ, and in a few more years it grew to several thousand members across New England. Mission teams were sent to Chicago, London and New York City. Many other churches were planted on every continent of the world. God raised up more leaders like Marty and Chris Fuqua, Doug and Joyce Arthur and Steve and Lisa Johnson to lead these churches. Al Baird and Bob Gempel were the Elders of the Boston Church.

When the Boston Church began to send disciples to countries around the world, they and the other churches like it were given the name "International Churches of Christ," which is what they are called today. God is still moving powerfully around the world, using each and every disciple who dreams of being like Jesus. Today, the dreamers still believe that the message of Jesus dying on the cross will reach every man, woman and child. You need to be one of these dreamers, too. God is looking for more young people with great faith who are willing to help other people know God and be dreamers, too.



3rd and 4th Grades

C

R

A

F

T

The Boston Church

Bound for Glory

The students will make a craft to remind them of the strength in unity.

Materials

For each student:

- 5 jumbo craft sticks
- markers
- pipe cleaner, 6"
- glue stick
- scissors
- piece of clear contact paper, 5" x 10"

For the teacher:

- scissors
- large writing surface
- hole punch

Reproducible Pages:

- Page B, 1 copy for each student



Preparations

1. Cut a 6" pipe cleaner for each student.
2. Make a sample of the craft to show the students.
3. Prior to class, write the following virtues on the large writing surface: compassion, kindness, humility, gentleness and patience.

Instructions

1. Introduce today's activity: *In your lesson this week you are learning about God's modern movement and the early days of the Boston Church of Christ. God has worked in great and powerful ways in our lifetime just as he did in the church in the Bible. In your Bible Story, you will see that God used people who were committed to Jesus and committed to unity. God built a church that would grow from 30 to 3,000 in a few years, and today it is spreading all over the world. When God's people are unified in doing his work, he always does amazing things through them.* Show the students your sample. Read the scripture and untie the bundle. Show the students the virtues written on each stick. Then read the story written on the other side of the text box.
NOTE: This is the same Aesop's Fable that helped to inspire the Hope Unity Award.

2. Distribute the craft sticks and the markers. Have the students copy the virtues as written on the large writing surface. Explain that each word should be written on a separate craft stick. Have them color their craft sticks without obscuring the words. See Figure A.
3. Distribute the copies of Reproducible Page B, scissors and glue sticks. Have the students cut out their text boxes, using the outer line. Have them fold the box in half along the dashed line, and then glue it together so the words are back-to-back. Have the students write their names and decorate the text box without obscuring the words.
4. Distribute the clear contact paper. Have the students laminate their boxes, and then cut along the edge of the inner box, trimming off the excess white paper and contact paper. See Figure B.
5. As the students are working, circulate among them and punch a hole through their laminated text boxes where indicated.
6. Distribute the pipe cleaner pieces. Have the students thread their pipe cleaners through the hole in their laminated text boxes and then around their bundle of craft sticks. Have them twist the end around the craft sticks, as shown in Figure C.

Conclusion

Ask the students if they can think of a time when they worked in a totally unified group. (e.g. a class project, sports team, Bible class, etc). How did it feel? Encourage the students that God will always bless disciples who are unified in doing his work. Close with a prayer thanking God for the ways that he has blessed the unity of his church.

Teacher Tips

- Think of additional ways to illustrate and explain the fable featured on this craft.
- You will need one pipe cleaner for every two students. (One half of a regular pipe cleaner is approximately six inches.)



3rd and 4th Grades

The Boston Church



Figure A

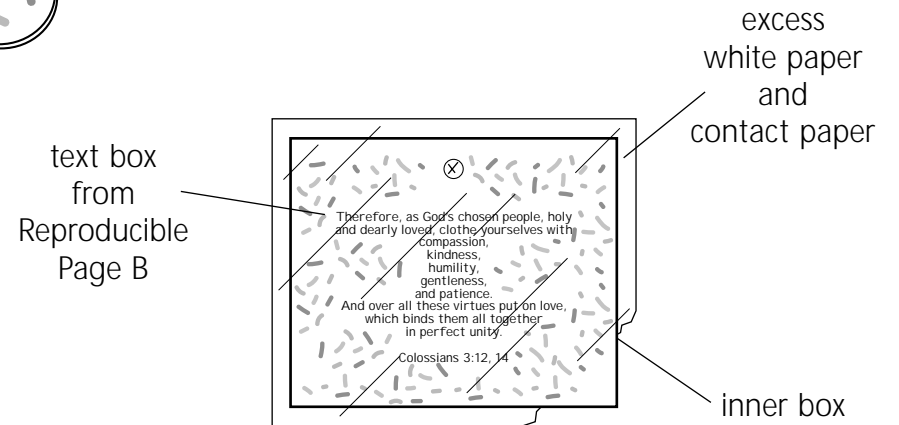


Figure B

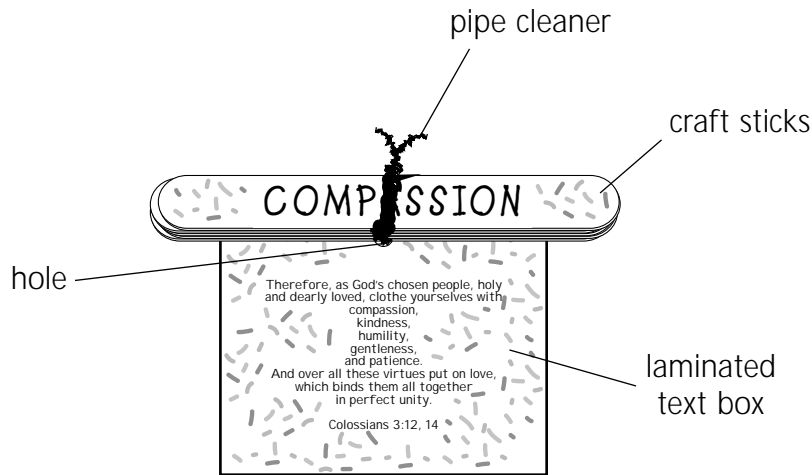


Figure C

The Boston Church

Perfect Unity

The students will learn and memorize today's Scripture Memory Verse as they experience varying degrees of unity.

Scripture Memory Verse

And over all these virtues put on love, which binds them all together in perfect unity.

Colossians 3:14

Materials

For the teacher:

- large writing surface

Preparation

1. Write the Scripture Memory Verse on the large writing surface.
2. Practice leading this activity.

Instructions

1. Introduce today's activity: *In your Bible Story this week you are learning about God's modern movement and the early days of the Boston Church of Christ. God has worked in great and powerful ways in our lifetime just as he did in the church in the Bible. In your lesson today, you will see that God used people who were committed to Jesus and to unity to build a church that would grow from 30 to 3,000 in a few years. When God's church is unified in doing his work, he always does amazing things. In your Scripture Memory Verse this week, you will learn a very important verse about unity.*
2. Show the students the Scripture Memory Verse on the back of this Lesson Card. Say it to them three times as they listen. Ask them to say it together with you three more times.
3. Read Colossians 3:12-14 to help explain the context of this verse to the students. Ask the students what they think "perfect unity" would be like, for example:
 - *What happens when a team is perfectly unified?*
 - *What happens when a family is perfectly unified?*
 - *What happens when a husband and wife are perfectly unified?*
 - *What happens when friends are perfectly unified?*
 - *What happens when doctors and nurses are perfectly unified?*
 - *What happens when a church is perfectly unified?*

4. Refer the students to the verse on the large writing surface. Tell the students that they are going to say the verse together, but at different times. Choose a student to begin. When he says two words, have the next student begin to say the verse. Stagger the students in this way until all the students are saying the verse but not in sync. (This should sound very confusing.) When they are all finished, ask the students how it sounded. *Were you united in the way you said the verse? Were you perfectly united?*
5. Divide the students into two groups. Tell one group to begin to say the verse. Tell the second group to wait until the first group reaches the word "love" and then begin to say the verse. When both groups are finished, ask them how this sounded. Explain that they were more unified than before, but they were still not perfectly unified.
6. Have the students say the verse all together. When they are finished, ask them how it sounded. Were they perfectly unified? Why or why not? Continue to have them practice until they feel that they are perfectly unified. Help the students listen to themselves and practice to control their tone and speed together.
7. When the students are finished, ask them if it was easy to achieve perfect unity. Why or why not? Explain that unity is not easy, but it is very powerful. Ask for volunteers to say the verse with a partner from memory.

Conclusion

Ask the students if they have ever seen a marching band in a parade or a half-time show that was perfectly unified. How did it look? Ask them how it looks when the band is not unified. Encourage the students that God intended his church to be unified to show the world the power of unity. Close with a prayer for the students to understand the power of unity in their lives.

Teacher Tips

- Have the students put their hands over their ears to block each other out while they are staggering the verse.



3rd and 4th Grades

The Boston Church

Therefore, as God's chosen people, holy and dearly loved, clothe yourselves with compassion, kindness, humility, gentleness and patience. Bear with each other and forgive whatever grievances you may have against one another. Forgive as the Lord forgave you.

Colossians 3:12-13

And over all these virtues put on love, which binds them all together in perfect unity.

Colossians 3:14



3rd and 4th Grades

Lesson Objectives

- The students will hear about the early days of the Boston Church.
- The students will state that God wants his church to be unified.
- The students will think of one way that they can build unity in the church.

Lesson Text

Ephesians 4:1-6,16
1 Corinthians 1:10

Scripture Memory Verse

And over all these virtues put on love, which binds them all together in perfect unity.

Colossians 3:14

Lesson Plan

Greeting and Registration

Preclass Activity: New Clothes

Welcome and Singing

Centers:

Life Application: Every Effort

Game: All for One

Bible Skills: The Power of One

NOTE: Allow time for a snack.

D
R
E
•
C
•
A
S
S

New Clothes

The students will review this week's Bible Story as they uncover a hidden message about unity.

Materials

For each student:

- pencil

Reproducible Pages:

- Page C, 1 copy for each student

Preparation

Complete the activity on your copy of Reproducible Page C.

Instructions

1. Greet the students as they arrive. Remind them that they are learning about God's movement today and the early Boston Church.

2. Distribute the copies of Reproducible Page C and pencils. Tell the students to read the story first, and then find the words in bold letters, writing them in order in the box provided. Explain that these words, in order, will give them an important message from this week's Bible Story.
3. Encourage the students who did not hear this week's Bible Story to work with those who did. Help students who are struggling readers to work with those who are confident and helpful.
4. Circulate among the students to offer help and encouragement. Check the students' answers with your Answer Key. Encourage the students who heard this week's Bible Story to talk about the final question, "Do You Remember" before they write their answers.

Answer Key

Therefore, as God's chosen people, holy and dearly loved, clothe yourselves with compassion, kindness, humility, gentleness and patience. And over all these virtues put on love, which binds them all together in perfect unity.

Teacher Tips

- If you have several struggling readers in your group, assign adult assistants to work with small groups of students and read the story to them. Have the students write the bold words in the box after they have heard the story. Discuss the final question in small groups.



3rd and 4th Grades

Every Effort

The students will review this week's Bible Story as they consider ways that they can build unity in the church.

Materials

For each student:

- pencil

For the teacher:

- 1 package of seeds
- 2 pieces of poster board, 22" x 28"
- black marker

Preparation

1. Neatly print across the top of both pieces of poster board: "Make every effort..."
2. Practice leading this activity with enthusiasm.
3. Read Ephesians 4:1-6,16 and 1 Corinthians 1:10 to review this week's Bible Story.

Reviewing the Bible Story

Open your Bible to Ephesians 4:1-6, 16. Remind the students that this week's Bible Story comes from the New Testament books of Ephesians and 1 Corinthians. They are also learning about God's modern movement and the early days of the Boston Church of Christ.

Show the students the seeds and ask them what they remember from this week's lesson. *The Boston Church of Christ began with a small group of about 30 people who wanted more than anything else to be disciples of Jesus. From a group of 30, they grew in about ten years to become a church in Boston of over 3,000 disciples! They learned that in God's church every person must be a disciple of Jesus—from the minister to the youngest disciple—and everyone must be completely unified about doing God's work of planting the seeds of God's word. The church in Boston learned that if every member of the church were a disciple committed to the mission, then God would bless the church with many new disciples.* Set the seeds aside.

Life Application

What are some examples of situations or jobs where the people have to be very unified? (police and firemen, army, sports teams, marching

bands, dancers, etc.) *What happens if an army is not completely unified in a battle?* (people could get hurt or killed) *How does it look when you see a marching band that is not marching together?* (sloppy; unprofessional) *What happens when people on a sports team do not work together?* (they lose; feelings get hurt) *In Ephesians, Paul told the Christians to "make every effort to keep the unity of the Spirit through the bond of peace." Paul compared the church to a body in which each part works together to help each other. When you bring a friend to church, do you want them to see a group of people who love to be together and work well together, or a group of selfish people who don't care about each other? What would God want?*

- *What are some ways that you can make every effort to build unity in the church?* (Take responses. Answers should include: good attitudes; don't be selfish; pray for others; do your best; look for ways to help others; help new people feel welcome; don't listen to other people's bad attitudes; etc.)

Divide the students into two groups. Give each group a piece of poster board that you prepared and pencils. Tell the students that they have five minutes to think of as many ways to "build unity" in the church as they can. Have them write a list on their poster board.

After five minutes, bring both groups together. Have them read their lists and explain their answers.

Conclusion

Ask the students if they made every effort to be unified within their groups as they made up their lists. Tell each team to give themselves a grade of A, B, C or D, based on how well they made every effort to work together. After they have graded themselves, ask them why they chose the grade and one thing they could have done differently to be more unified. Close with a prayer for the students to think of ways to build unity in the church this week.

Teacher Tips

- Make sure to budget enough time for the discussion at the end.
- If you have groups with fewer than five students, do not divide them. Have them work together to make one list for this activity.



3rd and 4th Grades



All for One

The students will consider the advantages of working together in this activity.

Materials

No additional materials are needed.

Preparation

Carefully review each of the tasks on the back of this Lesson Card so that you are able to explain them to the students.

Instructions

1. Introduce today's activity: *This week, you are learning about God's modern movement and the early days of the Boston Church of Christ. God has worked in great and powerful ways in our lifetime just as he did in the church in the Bible. God has always used people who were committed to Jesus and committed to building unity in his church. Today, God's church has grown from a small group of people who wanted to be disciples to a movement that has spread to every nation in the world! In your activity today, you will experience firsthand the advantages of working together to accomplish a goal the way the disciples did.*
2. Tell the students that you have a set of tasks for them to do as a group. Explain that the object of each task is to work together to accomplish a common goal.
3. Read each of the tasks to the students, and then help them to do each one. Offer as little assistance as possible, and encourage them to work together to achieve the tasks.




Conclusion

Ask the students which of the four tasks was the hardest and why. Talk about why unity is not always easy among a group of people. Ask the students what kinds of things keep people from being unified. Share from your own life and experience. (Answers should include: not wanting to be told what to do; thinking you have a better idea; caring more about yourself than about the group; thinking that you have nothing to offer and so offering nothing; etc.) Close with a prayer for the students to see ways that they can help build unity in the church.

Teacher Tips

- Make sure to budget enough time for the discussion at the end.
- Adapt this activity to best suit your facility. If your space is small, reduce the tasks to five steps in any given direction. If your space is large, increase them to fifteen or twenty.



All for One Group Tasks

Task #1: Form a circle by having everyone link arms and then walk ten steps in the same direction.

Task #2: Form a circle by having everyone face outward and link arms. (This means that your backs will be to each other and you will be facing away from the center.) Then walk ten steps in the same direction.

Task #3: Form a straight line, standing side by side, then link arms.

Do each of the following:

Walk ten steps to the right.

Walk ten steps to the left.

Walk ten steps forward.

Walk ten steps backward.

Task #4: Form a circle in which everyone is an arm's length apart from each other. Slowly walk toward the center of the circle until everyone is as close as possible. As a group, but without holding onto each other, move ten steps in the same direction. Then walk ten steps in the opposite direction.



3rd and 4th Grades

The Power of One

The students will practice looking up verses on unity as they consider the benefits of working together.

Materials

For the teacher:

- large writing surface
- watch or timer with second hand

Preparation

1. On the large writing surface, neatly draw a chart like the one on the back of this Lesson Card. Fill in each column head, but do NOT write in the scripture references.
2. Practice leading this activity.

Instructions

1. Introduce today's activity: *This week, you are learning about God's modern movement and the early days of the Boston Church. God has worked in great and powerful ways in our life-time just as he did in the church in the Bible. God has always used people who were committed to Jesus and to building unity in his church. Today, God's church has grown from a small group of people who wanted to be disciples to a movement that has spread to every nation in the world! In your activity today, you will read some Bible verses about unity as you think about what it means to work together.*
2. Tell the students that they will work in four different situations to find scriptures on unity—individually, with partners, in two teams and all together. Explain that the object is for every student to locate each verse as quickly as possible.
3. Using the chart on the back of this Lesson Card, explain to the students how they will look up each verse. Explain that you will keep record of the total time it takes for every student in the group to find each verse. For example: for the first round, you will keep track of the total time it takes for every student to locate 2 Chronicles 30:12, stopping the clock when the last student has located the verse.
4. Begin by printing "2 Chronicles 30:12" in the first column space, as shown. Tell the students that you will see how long it takes everyone in the group to find this verse without working together.

Everyone must find it on their own. Remind the students that they can use the Table of Contents if they do not know where the book is located. Tell the students when to begin. (If you have new or first time visitors, help them or let them work with another student.) Write their total time in the last column.

5. Next, neatly print "Psalm 133:1" underneath the first reference. Tell the students that they will do this one the same way—individually—not helping each other. Write the total time in the final column.
6. Next, neatly print "John 17:23" underneath the last reference and tell the students that they can now work with a partner to find the verse. Write their total time in the final column. Repeat this with the next verse, Romans 15:5-6.
7. Next, neatly print "Ephesians 4:3" underneath the last reference and tell the students that they will work in two teams to find this verse. Divide the students into two teams and tell them when to begin. Write the total time it takes every student on both teams to find the verse. Repeat this with Ephesians 4:13.
8. Next, neatly print "Colossians 3:14" in the last space and tell the students that they will work all together as one group to find this verse. Tell them that they can work together to help each other find the verse as quickly as possible. Write the total time it takes every student to find the verse.
9. When they have completed each round, ask them these questions:
 - Which way was the easiest for you to find the verses?
 - Which way was the fastest way for the group to find the verses?
 - Which way made everyone feel successful in finding the verses?
 - If you had to do this activity in a competition against another class, which of the four ways would you choose to find the verses in the fastest way? Why?

NOTE: The purpose of this activity is to help the students see that working together helped them to succeed as a group—not just as individuals. Help the students to see that just because two or three students can find a verse quickly, does not help the entire group unless these same two or three are willing to share their abilities with the rest of the group.



3rd and 4th Grades

**B
I
B
L
E
S
K
I
L
L
S**

Conclusion

Ask the students how unity helped them in this activity. Explain that it is God's plan for his people to work together and help each other, not for every person to be left alone, or even to have little groups or cliques. God wants for his people to be perfectly unified. Close with a prayer for the students to see ways that they can help build unity in God's church.

Teacher Tips

- If you have many students who are not confident in their Bible Skills, eliminate the first round where the students work individually and begin by having the students work in partners.
- Adapt and/or modify this activity to best suit the needs of your students.

The Power of One					
Verse	Individually	Partners	Two Groups	All Together	Total Time
2 Chronicles 30:12	✓				
Psalms 133:1	✓				
John 17:23		✓			
Romans 15:5-6		✓			
Ephesians 4:3			✓		
Ephesians 4:13			✓		
Colossians 3:14				✓	

Core/Preclass

1 copy for each student

What Do You See?

Name _____

Instructions: Take your package of seeds and use it to answer the questions below.

1. Look at your package of seeds. What do you see?

2. Open your package of seeds and look inside. How many seeds are inside the package? _____

3. Look at the seeds. What do you see?

4. Look at the seeds again. What do you see now?

5. Imagine what would happen if you planted, watered and cared for those seeds. What would you see then?

IMAGINATION CHALLENGE

Imagine if seeds could talk. What would they say?



THINK ABOUT THIS

Jesus replied, "The hour has come for the Son of Man to be glorified. I tell you the truth, *unless a kernel of wheat falls to the ground and dies, it remains only a single seed. But if it dies, it produces many seeds.* The man who loves his life will lose it, while the man who hates his life in this world will keep it for eternal life. Whoever serves me must follow me; and where I am, my servant also will be. My Father will honor the one who serves me. (John 12:23-26, emphasis added)

*Jesus knew that his life was like a seed. He told the disciples that they must be "planted" in order to produce plants that would in turn produce more new seeds—or disciples.
Every disciple of Jesus is like a seed, too.
What would happen if every disciple were willing to let God plant and water and care for them?*



3rd and 4th Grades

 <p style="text-align: center;">Therefore, as God's chosen people, holy and dearly loved, clothe yourselves with compassion, kindness, humility, gentleness, and patience. And over all these virtues put on love, which binds them all together in perfect unity.</p> <p style="text-align: center;">Colossians 3:12, 14</p>	 <p style="text-align: center;">The Bundle of Sticks</p> <p>A certain man had several sons who were always quarreling with each other, and, though he tried, he could not get them to live together peacefully. So he decided to show them their foolishness in the following way. He made his sons fetch him a bundle of sticks, and then asked each of his sons to try to break it across his knee. All tried and all failed. Then the father untied the bundle, and handed his sons the sticks one at a time. This time they had no trouble breaking them. "My boys," he said, "united you will be stronger than your enemies; but if you quarrel and separate, you will be weaker than those who attack you."</p> <p style="text-align: right;">By Aesop</p>
--	--

Supplement/Preclass

1 copy for each student



New Clothes

Name _____

*Instructions: Read the story below. Then take the words that are in **bold** and write them in the space below to discover a hidden message from this week's Bible Story.*

Once upon a time there was a king who wanted some new clothes. **Therefore, as** the king, he went to find someone who would help him. He searched throughout **God's** kingdom. Finally, the person was **chosen** and the **people**, who loved their king, were very happy. The people considered the king to be **holy and** he was **dearly loved**, although some people did not agree with him. One day, the person who was chosen to help him told the king to **clothe** himself in something new and different. The king did not know what to think. He turned to his people and said, "Decide for **yourselves** what you want me to wear and I will wear it **with** pleasure!" So the people of the land had **compassion**, and they told him that he should wear clothes that displayed his **kindness, humility, gentleness and patience**. The king was so happy. **And over** a period of time, **all these virtues** were hanging in his closet. But of all his new clothes, the king was especially happy to **put on love, which** for him was the best. He would tell his friends that love **binds them all together** and makes him feel happiest of all. And so it was that the king and his people lived happily ever after **in perfect unity**.

Do You Remember?

(Write your answer on the back of this page.)

Why was unity such an important part of the early Boston Church and is still important for God's movement today?



3rd and 4th Grades