

Lydia

Lesson Objectives

- The children will tell the story of Lydia's conversion.
- The children will describe Lydia's desire to learn about God.
- The children will state one thing that they want to learn about God.

Lesson Text

Acts 16:11-15

Scripture Memory Verse

The Lord opened [Lydia's] heart to respond to Paul's message.
Acts 16:14

Lesson Plan

Greeting and Registration

Preclass Activity: Sneak Preview

Welcome and Singing

Centers:


Bible Story: Great Expectations

Craft: Fan Fare


Scripture Memory: An Open Heart

NOTE: Allow time for a snack.

Choose Your Character
Lesson 6



Lydia



Lydia Sneak Preview

The children will preview today's lesson as they do this fun worksheet.

Materials

For each child:

- pencil

Reproducible Pages:

- Page A, 1 copy for each child

Preparation


Complete the activity on your copy of Reproducible Page A.

Instructions

1. Greet the children as they arrive. Tell them that today they are going to learn an exciting story about a woman named Lydia who became a follower of Jesus. Show the children your sample. Explain that they will get a sneak preview of today's lesson by doing the activities on their worksheet.
2. Distribute the copies of Reproducible Page A and pencils to the children. Encourage the children to work with a partner or small group.
3. Circulate among the children to offer help and encouragement.

Teacher Tips

- Help new or visiting children to find a partner with a Bible and who will be encouraging and helpful.



From Troas we put out to sea and sailed straight for Samothrace, and the next day on to Neapolis. From there we traveled to Philippi, a Roman colony and the leading city of that district of Macedonia. And we stayed there several days. On the Sabbath we went outside the city gate to the river, where we expected to find a place of prayer. We sat down and began to speak to the women who had gathered there. One of those listening was a woman named Lydia, a dealer in purple cloth from the city of Thyatira, who was a worshiper of God. The Lord opened her heart to respond to Paul's message. When she and the members of her household were baptized, she invited us to her home. "If you consider me a believer in the Lord," she said, "come and stay at my house." And she persuaded us (Acts 16:11-15).

Sneak Preview

1. Where Are We?
Instructions: Put the following places in alphabetical order.

Troas _____ Macedonia _____
 Samothrace _____ Neapolis _____
 Neapolis _____ Philippi _____
 Philippi _____ Samothrace _____
 Macedonia _____ Thyatira _____
 Thyatira _____ Troas _____

2. Who's Who?
Instructions: Draw a line from the person to the best description.

Women — This woman was a dealer in purple cloth.
 Lydia — These people were baptized after Lydia.
 Paul — These people were gathered at the river.
 Lydia's household — This person preached the message of Jesus.

3. What's Next?
Instructions: Put each of the events in the order that they happened in the story.

Event from the Bible Story	Order It Appears
The Lord opened Lydia's heart to respond to Paul's message.	3
She invited us to her home.	5
On the Sabbath we went outside the city gate to the river.	1
She and the members of her household were baptized.	4
We sat down and began to speak to the women who had gathered there.	2

B

Lydia

S

Great Expectations

The children will actively listen to the story of Lydia.

I

Materials

For each child:

- 1 small piece of purple cloth, 2" x 2"

For the teacher:

- small samples of the following fabrics: velvet, silk, leather, satin
- large writing surface

T

B

Preparation

1. Prepare a small piece of purple cloth for each child.
2. Practice presenting this Bible Story with excitement and enthusiasm.

O

Introducing the Bible Story

Open your Bible to Acts 16:11-15. Tell the children that today's Bible Story comes from the New Testament book of Acts 16. Use the following questions to help prepare the children for the Bible Story:

- *Look at your clothes. What color are they?* (Answers will vary.)
- *What kinds of clothes do wealthy or famous people wear?* (expensive, imported, exotic)
- *Where do wealthy or famous people buy their clothes or have them made?* (Take responses.)
- *What would it be like if you were a person who sold expensive clothes to wealthy and famous people?* (Take responses.)

L

Show the children the samples you prepared and let them feel the different fabrics. *Imagine having huge amounts of these materials and selling them to famous designers for lots of money. Imagine being invited to fashion shows of famous designers or to the parties of famous people.*

R

E

Y

Presenting the Bible Story

Tell the children to listen very carefully as you read Acts 16:11-15. Tell them to listen carefully as you read the first two verses for five names of places where Paul and his companions traveled. On the large writing surface, neatly print the letters T, S, N, P, M. Explain that each of the five places begins with one of these five letters. Tell the children to raise their hands each time they hear you say the name of a new place. (Places are indicated by bold.) Write the name of each place on the large writing surface as the children raise their hands.

*From **Troas** we put out to sea and sailed straight for **Samothrace**, and the next day on to **Neapolis**. From there we traveled to **Philippi**, a Roman colony and the leading city of that district of **Macedonia**. And we stayed there several days (Acts 16:11-12, emphasis added).*

Neatly print the following words on the large writing surface: Sabbath, prayer, women, Lydia, purple cloth, worshiper, God, opened, baptized, invited, house. Tell the children to listen to the rest of the story for these words and to raise their hands when they hear them. (Words are indicated by bold.)

*On the **Sabbath** we went outside the city gate to the river, where we expected to find a place of **prayer**. We sat down and began to speak to the **women** who had gathered there. One of those listening was a woman named **Lydia**, a dealer in **purple cloth** from the city of Thyatira, who was a **worshiper of God**. The Lord **opened** her heart to respond to Paul's message. When she and the members of her household were **baptized**, she **invited** us to her home. "If you consider me a believer in the Lord," she said, "come and stay at my **house**." And she persuaded us (Acts 16:13-15).*

Divide the children into two groups. Ask the following questions and tell the children to try and be the first group with the answer. (Hint: they can use the words on the large writing surface to help them answer the questions.)

- *On what day did Paul and the disciples go to the river?* (the Sabbath—tell the children that this was a Saturday)
- *What did they expect to find there?* (a place of prayer, a place to pray)
- *Who was gathered at the river when they arrived?* (some women)



Lydia

- *What was the name of one of the women there? (Lydia)*
- *Lydia was a dealer of what product? (purple cloth)*
- *Who did Lydia worship? (God)*
- *What did the Lord do as Lydia was listening to Paul's message? (opened her heart)*
- *What did Lydia and the members of her household do? (got baptized)*
- *What did Lydia invite Paul and the other disciples to come and do? (stay at her house)*

Distribute the pieces of purple cloth and tell the children to keep them as a reminder of today's lesson about Lydia.

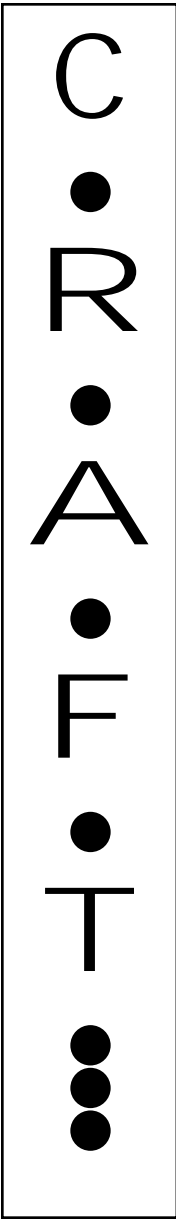
Share and Tell

Ask the children how they think that Lydia felt after she was baptized. (grateful, thankful, excited) Help the children to see that God arranges for people who want to know God to meet people who can teach them about God. Share from your own life how God put someone in your life. Ask the children if they can think of someone that God has put in their lives that they can help teach about Jesus. Close with a prayer thanking God for all the ways that he helps people to know him.

Teacher Tips

- Visit a local fabric store to purchase inexpensive purple cloth or see if they would make a donation. Share about why you are using it.
- If necessary, ask some parents to help cover the cost of the fabric.

Lydia



Lydia Fan Fare

The children will make hand-held fans to help them remember this week's Bible Story.

Materials

For each child:

- 1 piece of poster board, 7" x 7"
- glue stick
- jumbo craft stick
- purple marker
- purple crayon
- decorative materials: scraps of purple construction paper; purple foam or purple tissue paper; purple cloth; stickers; glitter; etc.

For the teacher:

- scissors
- stapler

Reproducible Pages:

- Page B, 1 copy for the teacher
- Page C, 1 copy for every 6 children

Preparation

1. Cut a 7" x 7" piece of poster board for each child.
2. Cut out the fan stencil from your copy of Reproducible Page B. Use this stencil to trace and cut out one fan for each child from the poster board squares.
3. Cut out the text boxes from all the copies of Reproducible Page C. Each child will need only one text box.
4. Cut a few purple hearts for each child from the purple decorative materials.
5. Make a sample of the fan to show the children.

Instructions

1. Introduce today's activity: *In your Bible Story this week, you are learning about a woman named Lydia who became a disciple of Jesus. Paul was traveling with some disciples to many different places to teach people about Jesus. When they went to look for a place to pray, they found a group of women sitting by some water. One of the women, Lydia, was a dealer of purple cloth.*

(Purple cloth was worn by wealthy and important people at that time.) The Bible says that the Lord opened Lydia's heart to respond to Paul's message and she and the members of her household were baptized. Show the children your sample. Tell the children that this craft will remind them that Lydia was a dealer of purple cloth and that the Lord opened her heart.

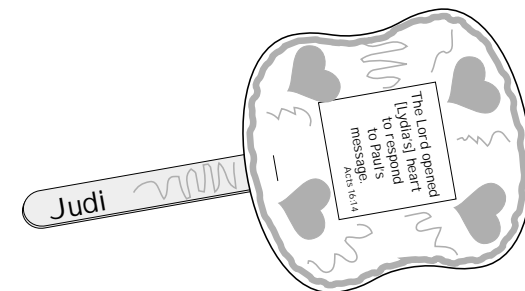
2. Distribute the fans, glue sticks and text boxes to the children. Have the children glue the text boxes to the center of their fans.
3. Distribute the craft sticks and the purple markers. Have the children write their names on the craft sticks. While the children are busy writing, staple the craft sticks to the fans. See Figure A.
4. Distribute the decorative items, purple hearts and the purple crayons. Have the children glue the hearts on their fans and then decorate them. See Figure B.

Conclusion

Tell the children that Lydia was probably a very successful business-woman. Ask the children how it makes them feel to know that God wants everyone to know about Jesus—men, women, boys, girls, rich, poor, famous, ordinary—and he wants to help everyone to have faith in him. Close with a prayer thanking God for opening Lydia's heart so she could become a disciple.

Teacher Tips

- Instruct the children to glue the text boxes and decorate the matte (non-shiny) side of fans; crayons will adhere better and markers will smudge less.



C
•
R
•
A
•
F
•
T
•
•
•

Lydia

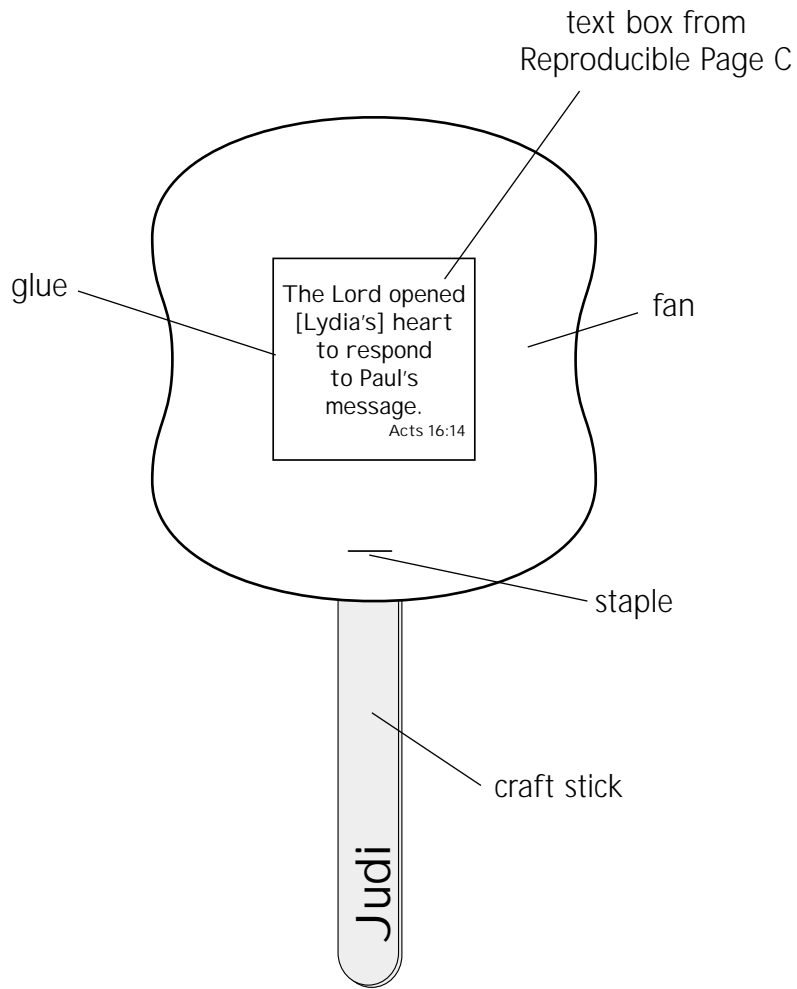


Figure A

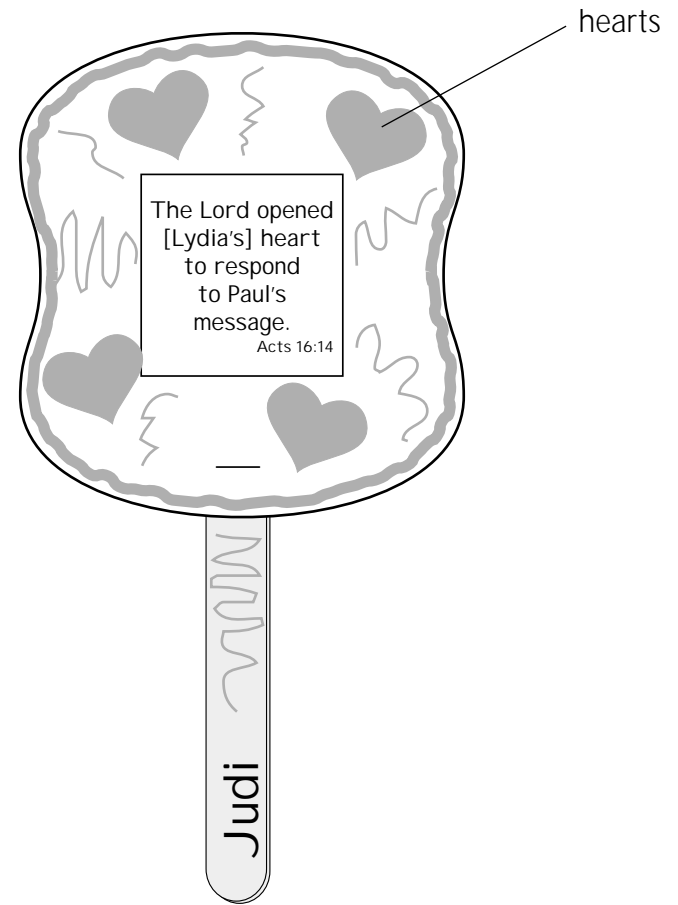


Figure B



SCR
IPT
URE
MEM
ORY

Lydia

An Open Heart

The children will memorize today's Scripture Memory Verse as they reveal the verse written on a heart.

Scripture Memory Verse

The Lord opened [Lydia's] heart to respond to Paul's message.
Acts 16:14

Materials

For each child:

- 1 piece of red construction paper, 9" x 12"

For the teacher:

- scissors
- black marker

Preparation

1. Fold each piece of construction paper in half widthwise, making a 6" x 9" folded piece.
2. Cut out a heart from each piece, as shown in Figure A on the back of this Lesson Card.
3. Open each heart and neatly print the verse inside.
4. Fold the hearts in half again. See Figure B.
5. Practice leading this activity.

Instructions

1. Introduce today's activity: *In your Bible Story this week, you are learning about a woman named Lydia who became a disciple of Jesus. Paul was traveling with some disciples to many different places to teach people about Jesus. When they went to look for a place to pray, they found a group of women sitting by some water. One of the women, Lydia, was a dealer of purple cloth. (Purple cloth was worn by wealthy and important people at that time.) In your Scripture Memory Verse today you will learn what happened when Lydia heard Paul's message.*
2. Show the children the Scripture Memory Verse on the back of this Lesson Card. Say it to them three times as they follow along silently. Ask them to say it together with you three more times. Ask for volunteers to stand and hold the card and say the verse together with you.

3. Ask the children what they think it means when it says that the "Lord opened her heart." (Take responses.) Explain that the Lord helped her to understand what Paul was saying. Tell the children that when a person is eager to learn about God, God helps him to understand God's words and gives him faith to believe. Lydia must have been very eager to learn about Jesus.
4. Have the children sit in a circle. Show them one heart. Explain that they will each use a heart to practice today's verse.
5. Distribute the hearts to the children. Tell them to keep them closed. Explain that you will lead them in saying the verse five times, starting slow and increasing each time in speed. Tell the children that when they say the word "opened" they should open their hearts and then close them again. Do this five times.
6. Choose a child to begin by saying the first word of the verse, followed by the child next to him saying the second word, as so on until the verse is complete. Tell the children that the child who gets to the word "opened" should not say the word but rather open his paper heart followed by the next child who should say the next word "her" and so on until the verse is completed. Choose a new child to begin and repeat this activity until several children have had a chance to "open" their hearts in the circle.
7. Have the children count off "1-2-1-2" around the circle. Have the 1s stand and say the Scripture Memory Verse from memory, followed by the 2s. Next, have the children count off "1-2-3-1-2-3, etc." up to the number of half the children in the group, e.g. 1-2-3, 1-2-3 for a group of six) and repeat the activity. For the final round, have the children count all the way around so that each child can stand and say the verse from memory.

Conclusion

Ask the children how it makes them feel to know that God can open the heart of a person who wants to know him. Encourage the children that God still opens people's hearts today when they are eager. Close with a prayer for the children to be eager to learn about Jesus.

Teacher Tips

- Do not force a child to say the verse alone.



Lydia

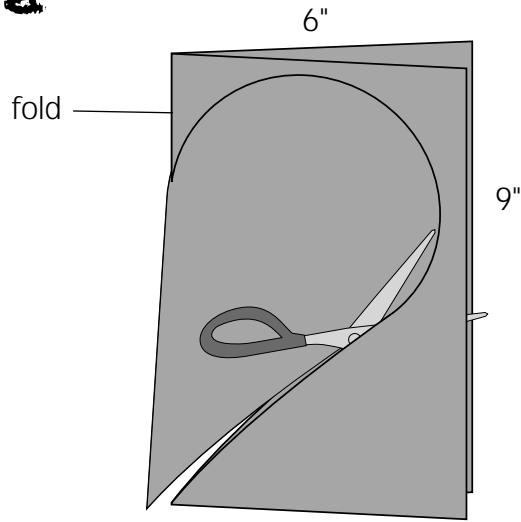


Figure A

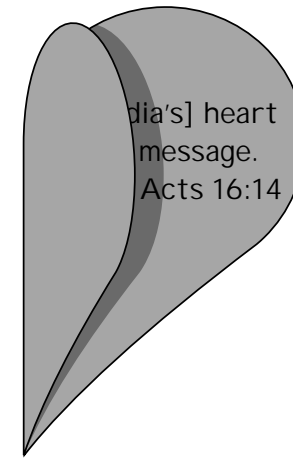


Figure B

The Lord opened
[Lydia's] heart to respond
to Paul's message.

Acts 16:14

Lesson Objectives

- The children will tell the story of Lydia's conversion.
- The children will describe Lydia's desire to learn about God.
- The children will state one thing that they want to learn about God.

Lesson Text

Acts 16:11-15

Scripture Memory Verse

The Lord opened [Lydia's] heart to respond to Paul's message.
Acts 16:14

Lesson Plan

Greeting and Registration

Preclass Activity: Lydia Listened

Welcome and Singing

Centers:

Life Application: What Do You Want to Know?

Game: Listen Up!

Bible Skills: Put on a Happy Face

NOTE: Allow time for a snack.



Lydia Listened

The children will review this week's Bible Story by completing a crossword puzzle.

Materials

For each child:

- pencil

Reproducible Pages:

- Page D, 1 copy for each child

Preparation


Complete the activity on your copy of Reproducible Page D.

Instructions

1. Greet each child as they arrive. Remind the children that they are learning about a woman named Lydia who together with her family became disciples of Jesus through Paul's message. Explain that in this activity, they will do a crossword puzzle reviewing key ideas and events from their Bible Story.
2. Distribute the copies of Reproducible Page D and pencils the children. Encourage the children to work with a partner. Help the children who did not hear this week's Bible Story to work with those that did.
3. Circulate among the children to offer help and encouragement.

Teacher Tips

- To make this activity more challenging, cover the word bank with a sticky note. The children can remove it if they can't figure out a word.



LIFE
A
P
P
L
I
C
A
T
I
O
N

What Do You Want to Know?

The children will review this week's Bible Story as they think of things that they want to learn about God.

Materials

For the teacher:

- large writing surface

Preparation

Read Acts 16:11-15 to review the events of this week's Bible Story.

Reviewing the Bible Story

Open your Bible to Acts 16. Remind the children that they are learning about a woman named Lydia who became a disciple of Jesus. Tell the children that you will read the story once, and then you will read it again, leaving out certain words for them to say.

On the Sabbath we went outside the city gate to the river, where we expected to find a place of prayer. We sat down and began to speak to the women who had gathered there. One of those listening was a woman named Lydia, a dealer in purple cloth from the city of Thyatira, who was a worshiper of God. The Lord opened her heart to respond to Paul's message. When she and the members of her household were baptized, she invited us to her home. "If you consider me a believer in the Lord," she said, "come and stay at my house." And she persuaded us (Acts 16:13-15, underline added).

Read the passage again, pausing before each underlined word to have the children provide the missing word.

Life Application

Ask the children how they would describe Lydia. (Answers should include: businesswoman; worshiper of God; eager to learn about Jesus; grateful for her salvation; hospitable; generous; etc.)

The Bible says that Lydia was a worshiper of God. What do you think that means? (Answers should include: She believed in God; she believed and read the Scriptures that were written on the scrolls; she gathered with the other women at the river to pray; she helped others; she shared with others.) NOTE: Explain to the children that if a city or town did not have a synagogue, the worshipers would

gather and worship God at a river. Help the children to appreciate that Lydia wanted to worship God even though there wasn't a building for her and the other women to go and worship in. In order for a synagogue to be established, there had to be a certain number of men. Without enough men for a synagogue, worshipers had to go to the river. *But Lydia was not a disciple of Jesus. When she heard Paul preach his message, she listened. Why do you think she listened?* (She wanted to learn more about God and his Son Jesus; she loved God.) *The Lord opened Lydia's heart to respond to Paul's message and she and her household were baptized. Lydia really wanted to know about Jesus and she really wanted to be his disciple.*

Tell the children that God is so huge and so vast that it is impossible for us to totally understand everything about him. *When you look up into the sky, what do you see? Is what you see the entire sky or just a part of it? We cannot see all the way out to the galaxies beyond, nor do we look at the same clouds that a person in China is looking at. The sky we see looks huge and vast, but it is just a tiny part of the entire sky and universe that God made.*

Ask the children what is one thing about God that they would like to learn more about. Share from your own life, or offer suggestions such as: How does God's power help people today? How does the Bible help people to change? What is heaven going to be like? Ask the children what questions they would want to ask God and write them on the large writing surface.

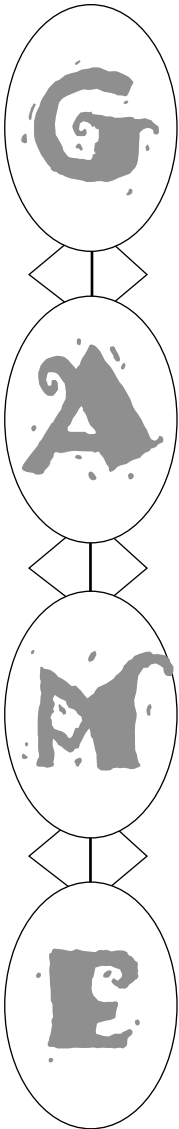
Conclusion

Ask the children how it would make them feel to get the answers to their questions. If they knew that someone could answer their questions, would they be eager to learn? Why or why not? If they got the answer to their questions, would they be grateful? Why or why not? How would they show their gratitude? Close with a prayer for the children to be eager and grateful as they learn more and more about God.

Teacher Tips

- Make a note of the questions raised in this activity. Use them to help you better understand the spiritual needs of the children in your group.





Listen Up!

The children will review the story of Lydia while playing this listening game.

Materials

For each child:

- pencil

Reproducible Pages:

- Page E, 1 copy for each child

Preparation

Practice leading this activity at home.

Instructions

1. Introduce today's activity: *In your Bible Story this week, you are learning about a woman named Lydia. Lydia was a woman who worshiped God and who listened to God's word. In our game today we are going to have fun listening—and remembering, too!*
2. Have the children sit in a circle. Open your Bible to Acts 16. Tell the children to listen carefully as you read Acts 16:11-15. Explain that after you read it, they will play a listening game to see how well they listened to the story.
3. Tell the children that on the back of this Lesson Card are six sets of statements. In each set, there is only one statement that comes directly from the Bible Story. The other two do not. The object of the game is to choose the statement that is taken from the Bible Story. Do the following example together. Read each numbered statement to the children. Tell them to choose the statement that comes from this week's Bible Story.
 1. *People like to travel.*
 2. *Paul and his companions traveled to teach people about Jesus.*
 3. *Some friends travel together.*

Ask the children which statement comes from the Bible Story. Explain that number "2" is the correct answer.

4. Distribute the copies of Reproducible Page E and pencils to the children. Divide them into partners or groups of three. Tell them to listen carefully to the first set of statements and write the number of the one they think comes from the Bible Story. When they are all done, have each pair give their answers. Each correct answer is worth two points.
5. When all the statements have been read, total the points and encourage all the children for their participation.

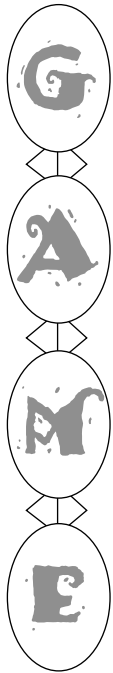
Conclusion

Ask the children why it is important to listen. Share from your own life about a time when listening to someone was very important to you, e.g. getting directions, listening to someone's problem, etc. Remind the children that God has a lot to say to us in the Bible. Close with a prayer for the children to be like Lydia and listen to God's word.

Teacher Tips

- For a more challenging activity, let the children work alone.
- For a less challenging activity, do each one together as a group without points.





Listen Up!

Statements with
Answers in bold

Set #1

1. Disciples love to pray.
2. **Paul was looking for a place of prayer down by the river.**
3. Prayer makes a difference.

Set #2

1. **They sat down and began to speak to some women gathered there.**
2. They sat down and enjoyed a nice dinner.
3. They sat down to watch a good movie.

Set #3

1. One of those listening fell asleep.
2. One of those listening ran away.
3. **One of those listening was a woman named Lydia.**

Set #4

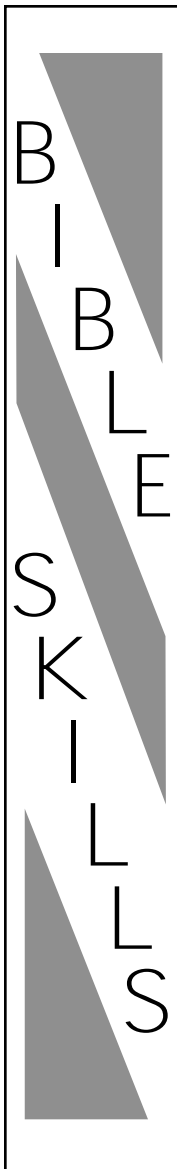
1. Lydia was a car dealer.
2. **Lydia was a dealer of purple cloth.**
3. Lydia had a purple car.

Set #5

1. The Lord opened a big door.
2. The Lord opened a package.
3. **The Lord opened Lydia's heart.**

Set #6

1. **Lydia and the members of her household were baptized.**
2. Lydia and the members of her household went shopping.
3. Lydia and the members of her household opened doors.



Put on a Happy Face

The children will review key ideas from this week's Bible Story in this activity.

Materials

For each child:

- crayons and colored pencils

Reproducible Pages:

- Page F, 1 copy for each child

Preparation

1. Make sure that you have plenty of crayons in the colors that are needed for this activity.
2. Practice leading this activity at home.

Instructions

1. Introduce today's activity: *In your Bible Story this week, you are learning about a woman named Lydia who became a disciple of Jesus. Paul was traveling with some disciples to many different places to teach people about Jesus. When they went to look for a place to pray, they found a group of women sitting by some water. One of the women, Lydia, was a dealer of purple cloth. (Purple cloth was worn by wealthy and important people at that time.) The Bible says that the Lord opened Lydia's heart to respond to Paul's message and she and the members of her household were baptized. Lydia is a great example of someone who listened eagerly to God's word and then responded! In your activity, you will review key ideas and words from this week's Bible Story.*
2. Tell the children to open their Bibles to Acts 16:11-15. Explain that together you will read questions from today's Bible Story and then try to be the first one to find the correct answer. Once they have found their answer, then they must follow the drawing directions provided.
3. Distribute the copies of Reproducible Page F and crayons and colored pencils to the children. Read the first question to the children and then circulate to help them locate the answer. When they have all found the correct answer, direct them to the drawing instructions provided on their pages.


4. Continue until all the questions have been answered and all the pictures have been drawn, have the children hold up their pictures and show each other what they have drawn. Encourage the children for their efforts. If time permits, have them add other features and details to their faces.

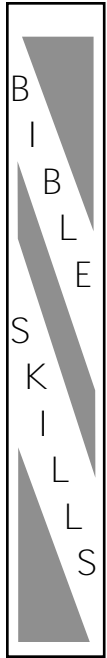
Conclusion

Ask the children what they liked most about this Bible Story. Encourage the children that God wants them to be like Lydia and listen to God's word today—and be happy! Close with a prayer for the children to be happy about listening to God's word.

Teacher Tips

- Adapt this activity to best suit the skill level of your group.





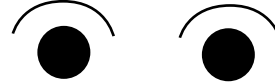
Put on a Happy Face

Answer Key

Instructions: Use your Bible to find the missing words below. Then follow the drawing directions provided after each verse.

- Fill in the blank from Acts 16:11.
From Troas we put out to sea and sailed straight for Samothrace, and the next day on to Neapolis.

Draw two eyes in the face like this:



- Fill in the blank from Acts 16:12.
From there we traveled to Philippi, a Roman colony and the leading city of that district of Macedonia. And we stayed there several days.

Draw a nose in the face like this:



- Fill in the blank from Acts 16:13
On the Sabbath we went outside the city gate to the river, where we expected to find a place of prayer. We sat down and began to speak to the women who had gathered there.

Draw a mouth in the face like this:





- Fill in the blank from Acts 16:14.
One of those listening was a woman named Lydia, a dealer in purple cloth from the city of Thyatira, who was a worshiper of God. The Lord opened her heart to respond to Paul's message.

Draw two ears on the face like this:



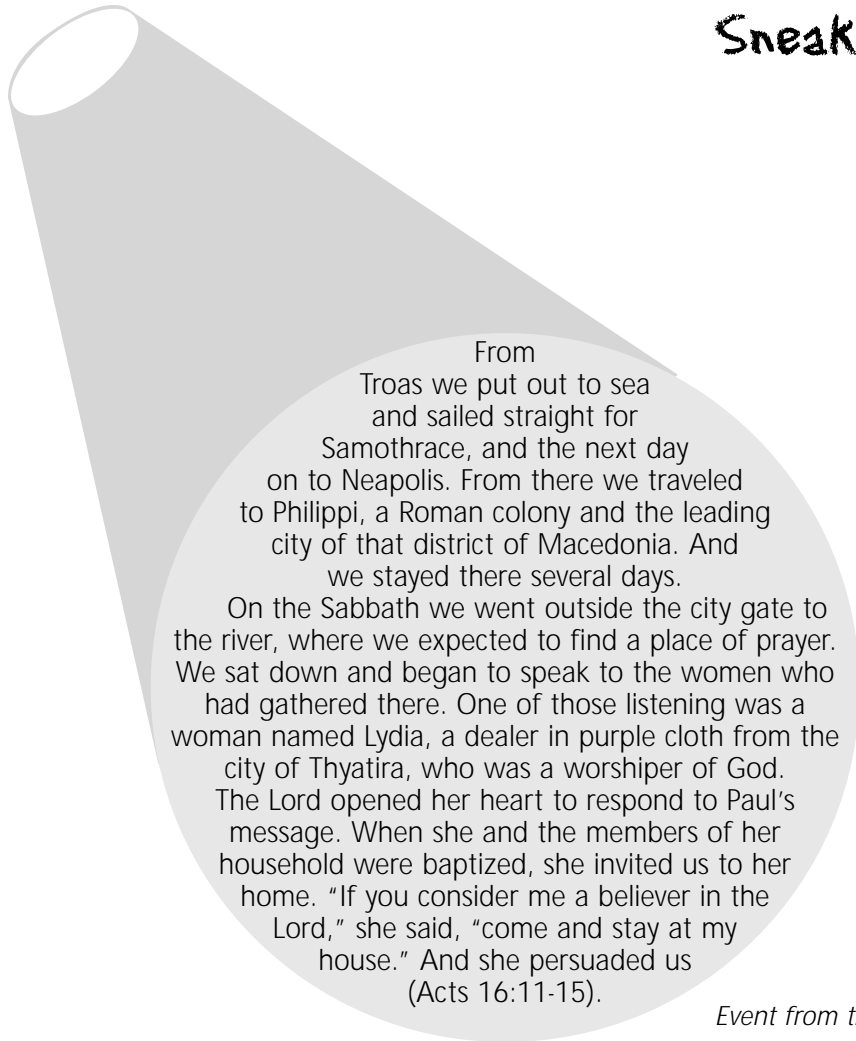
- Fill in the blank from Acts 16:15.
When she and the members of her household were baptized, she invited us to her home. "If you consider me a believer in the Lord," she said, "come and stay at my house." And she persuaded us.

Draw a hat and hair on the face like this:



Sneak Preview

Name _____



1. Where Are We?

Instructions: Put the following places in alphabetical order:

- Troas _____ Macedonia _____
- Samothrace _____
- Neapolis _____
- Philippi _____
- Macedonia _____
- Thyatira _____

2. Who's Who?

Instructions: Draw a line from the person to the best description.

Women This woman was a dealer in purple cloth.

Lydia These people were baptized after Lydia.

Paul These people were gathered at the river.

Lydia's household This person preached the message of Jesus.

3. What's Next?

Instructions:

Put each of the events in the order that they happened in the story.

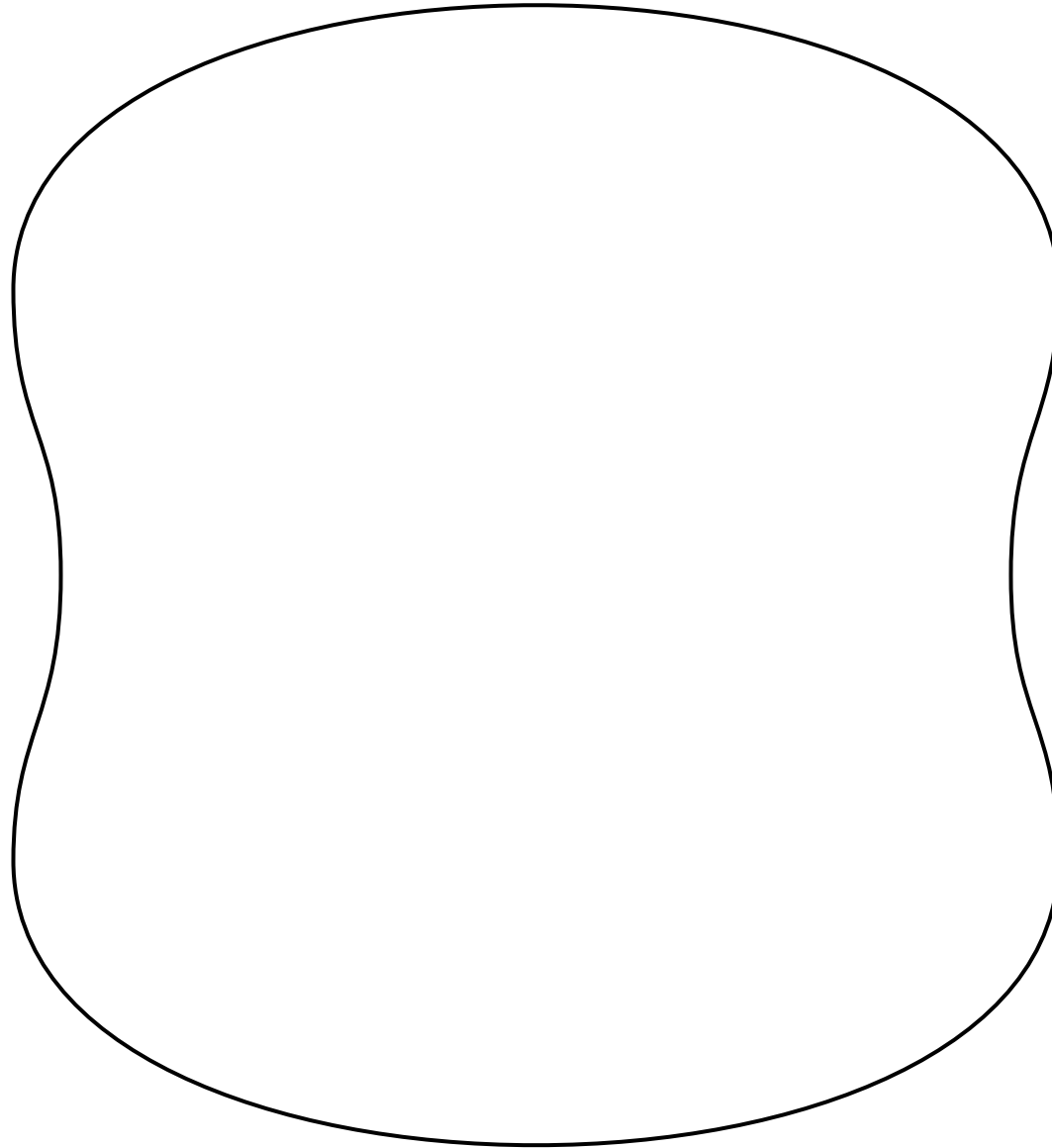
<i>Event from the Bible Story</i>	<i>Order It Appears</i>
The Lord opened Lydia's heart to respond to Paul's message.	
She invited us to her home.	
On the Sabbath we went outside the city gate to the river.	1
She and the members of her household were baptized.	
We sat down and began to speak to the women who had gathered there.	



R
E
P
R
O
D
U
C
I
B
L
E
P
A
G
E
B

Core/Craft
1 copy for the teacher

Choose Your Character
Lesson 6



fan stencil



R
E
P
R
O
D
U
C
I
B
L
E
PAGE
C

<p>The Lord opened [Lydia's] heart to respond to Paul's message. Acts 16:14</p>	<p>The Lord opened [Lydia's] heart to respond to Paul's message. Acts 16:14</p>	<p>The Lord opened [Lydia's] heart to respond to Paul's message. Acts 16:14</p>
<p>The Lord opened [Lydia's] heart to respond to Paul's message. Acts 16:14</p>	<p>The Lord opened [Lydia's] heart to respond to Paul's message. Acts 16:14</p>	<p>The Lord opened [Lydia's] heart to respond to Paul's message. Acts 16:14</p>

text boxes




This page intentionally left blank



Lydia Listened

Name _____

Instructions: Complete the crossword puzzle below. Use the clues and the Word Bank below to help you.



Across

- 2. Lydia listened to P_____. (Acts 16:14)
- 4. Lydia was a dealer of purple c_____. (Acts 16:14)
- 5. Paul and his friends went to L____ house. (Acts 16:15)
- 6. Lydia was very g_____ to Paul. (hint: another word for thankful)
- 9. Lydia and the members of her household were b_____.
(Acts 16:15)
- 11. The Lord opened Lydia's h_____.(Acts 16:14)

Down

- 1. Lydia probably had some members of her f_____ with her too.
- 3. Lydia invited Paul and his friends to come to her h_____.
(Acts 16:15)
- 5. Lydia was eager to l_____ about Jesus.
(Hint: see clue for 10 down.)
- 7. Lydia learned to b_____ in Jesus as the Son of God.
(Acts 16:15)
- 8. Lydia l_____ to Paul's message. (Acts 16:14)
- 10. Lydia was e_____ to learn about Jesus.
(Hint: see the clue for 5 down.)

Word Bank

baptized purple learn eager house Lydia's cloth
grateful believe listened heart Paul family



Supplement/Game

1 copy for each child

Choose Your Character
Lesson 6

Listen Up! Listen Up! Listen Up! Listen Up! Listen Up! Listen Up! Listen Up! Listen Up! Listen Up! Listen Up! Listen Up! Listen Up!

Listen Up!

Name _____

Instructions: Listen carefully to your teacher. Write the number of the statement that comes from this week's Bible Story.

Listen Up! Listen Up! Listen Up! Listen Up! Listen Up! Listen Up! Listen Up! Listen Up! Listen Up! Listen Up! Listen Up! Listen Up!

Listen Up! Listen Up! Listen Up! Listen Up! Listen Up! Listen Up! Listen Up! Listen Up! Listen Up! Listen Up! Listen Up! Listen Up!

Set

#1

Set

#2

Set

#3

Set

#4

Set

#5

Set

#6

Listen Up! Listen Up! Listen Up! Listen Up! Listen Up! Listen Up! Listen Up! Listen Up! Listen Up! Listen Up! Listen Up! Listen Up!



Supplement/Bible Skills

1 copy for each child

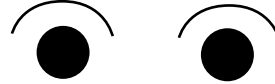
Put on a Happy Face

Name _____

Instructions: Use your Bible to find the missing words below. Then follow the drawing directions provided after each verse.

- Fill in the blank from Acts 16:11.
From Troas we put out to sea and sailed straight for _____, and the next day on to Neapolis.

Draw two eyes in the face like this:



- Fill in the blank from Acts 16:12.
From there we traveled to _____, a Roman colony and the leading city of that district of Macedonia. And we stayed there several days.

Draw a nose in the face like this:



- Fill in the blank from Acts 16:13
On the Sabbath we went outside the city gate to the river, where we expected to find a place of _____. We sat down and began to speak to the women who had gathered there.

Draw a mouth in the face like this:



- Fill in the blank from Acts 16:14.
One of those listening was a woman named Lydia, a dealer in _____ cloth from the city of Thyatira, who was a worshiper of God. The Lord opened her heart to respond to Paul's message.

Draw two ears on the face like this:



- Fill in the blank from Acts 16:15.
When she and the members of her household were baptized, she invited us to her home. "If you consider me a _____ in the Lord," she said, "come and stay at my house." And she persuaded us.

Draw a hat and hair on the face like this:

