

Victory in Jesus

Lesson Objectives

- The students will hear that Jesus is coming back.
- The students will say that Jesus is coming back soon.
- The students will state one thing that Jesus' return means to them.

Lesson Text

Revelation 22

Scripture Memory Verse

"Behold, I am coming soon! My reward is with me, and I will give to everyone according to what he has done."

Revelation 22:12

Lesson Plan

Greeting and Registration

Preclass Activity: Imagine That!

Welcome and Singing

Centers:

Bible Story: River of Dreams

Craft: A River Runs Through It

Scripture Memory: Coming Soon!

NOTE: Allow time for a snack.

R
e
v
i
c
t
o
r
y!

R
e
v
e
l
a
t
i
o
n

P
R
E
•
C
L
A
S
S

Victory in Jesus

Imagine That!

The students will preview today's Bible Story as they complete this activity.

Materials

For each student:

- pencil

Reproducible Pages:

- Page A, 1 copy for each student

Preparation

Complete the activity on your copy of Reproducible Page A.

Instructions

1. Greet the students as they arrive. Tell them that today is the last lesson from the book of Revelation. Explain that in today's Bible Story they will hear about Jesus' return from heaven. Tell them that for their activity today they will read some verses from Revelation 22 and then fill in the missing words.

2. Distribute the copies of Reproducible Page A and pencils. Tell the students to open their Bibles to Revelation 22:1-6 and use it to help them fill in the blanks on their pages.
3. Encourage the students to work with a partner or in a small group.
4. Circulate among the students to offer help and encouragement. Have the students check their answers with each other and with your Answer Key.

Teachers Tips

- Since the passage on Reproducible Page A is from the New International Version (NIV), have extra NIV Bibles available for students who may not have that translation.
- Play contemporary Christian music in the background.

Imagine That!

Instructions: Open your Bible to Revelation 22:1-6. Use the words in the box below to help you fill in the blanks from the passage in the Bible.

Then the angel showed me the river of the water of life, as clear as crystal, flowing from the throne of God and of the Lamb down the middle of the great street of the city. On each side of the river stood the tree of life, bearing twelve crops of fruit, yielding its fruit every month. And the leaves of the tree are for the healing of the nations. No longer will there be any curse. The throne of God and of the Lamb will be in the city, and his servants will serve him. They will see his face, and his name will be on their foreheads. There will be no more night. They will not need the light of a lamp or the light of the sun, for the Lord God will give them light. And they will reign for ever and ever.

The angel said to me, "These words are trustworthy and true. The Lord, the God of the spirits of the prophets, sent his angel to show his servants the things that must soon take place" (Revelation 22:1-6).

life	nations	face	night
Lamb	river	light	soon
for ever	angel	throne	true

Did You Get It?

Instructions: Circle the correct answer to complete the following statements.

1. Then the angel showed me the river of the water of life, as clear as crystal, flowing from the throne of God and of the Lamb down the middle of the great street of the city. (Revelation 22:1)
ocean
 river
stream
2. On each side of the river stood the tree of life, bearing twelve crops of fruit, yielding its fruit every month. (Revelation 22:2)
fire
water
 life
3. And the leaves of the tree are for the healing of the nations. (Revelation 22:2)
 nations
planets
states
4. They will see his face, and his name will be on their foreheads. (Revelation 22:4)
 face
eyes
hands
5. "The Lord, the God of the spirits of the prophets, sent his angel to show his servants the things that must soon take place." (Revelation 22:6)
later
 soon
never

Victory in Jesus

River of Dreams

The students will imagine John's vision from Revelation 22 as they hear about Jesus' return.

Materials

For the teacher:

- scissors

Reproducible Pages:

- Page B, 1 copy for the teacher

Preparation

1. Cut out the words on your copy of Reproducible Page B.
2. Practice presenting this Bible Story with enthusiasm and energy.

Introducing the Bible Story

Open your Bible to Revelation 22. Tell the students that today is the last lesson in this unit on Revelation. *You have been learning about Revelation, which is the last book of the New Testament. The apostle John was on the island of Patmos as a prisoner for his faith when he wrote it. In Revelation, John describes the amazing things that God showed him about the church, Jesus, heaven and hell. The book of Revelation was written to encourage the disciples to stay faithful to God because, at that time, the church was suffering intense persecution. Revelation is a book that was written to encourage God's people to persevere to the end!*

Ask the students what they remember from their Preclass Activity. (Take responses.) Explain that the verses in that activity came from Revelation 22:1-6 and described the river of the water of life flowing down from the throne of God through the city of God. Tell the students that in this vision, the angel wanted John to see what heaven would be like—something really special to look forward to.

Presenting the Bible Story

I want you to imagine that you are in school. You have a test that you thought would be easy, but it ended up being hard. Another student was really mean to you all day for no reason. Later, someone took your lunch money and you had nothing to eat. In gym, a very large student stomped on your foot, which made you sit out for the rest of the period. On the way to the bus you forgot your homework assignment. You ran back to your class and got in

trouble for running. When you finally got to your classroom, your teacher was gone and the door was locked. When you went back to catch the bus, it had already left.

- *How would you be feeling right now?* (discouraged, upset, ready to cry)
- *Where do you want to be right now?* (home, anywhere but school)

You go to the office and ask to use the phone. You call your mother and tell her about everything that went wrong today and how you missed your bus. She says, "Don't worry, I am coming. I'll be there very soon. Don't be discouraged, I love you so much. Just hang on a few more minutes, and I'll be there soon. Before you know it, you'll be home and you can forget all about everything that happened today. I love you."

- *How do you feel now?*
- *How do your mother's words help you?*

Tell the students that the disciples in the first century suffered much greater trouble and pain than this situation. Explain that many disciples lost their own lives or family members because they called themselves Christians. In fact, if a person called himself a disciple, he was breaking the law and if he was found, he and his family could be killed. Many disciples wanted to turn back and give up, but Jesus did not want anyone to give up. That is why he gave the apostle John the visions in Revelation to encourage the disciples. Jesus still wants to encourage and reassure his people that he is coming back soon! He wants us to hang on a little while longer because before we know it, we will be with him in heaven where we can forget everything bad that happened here on earth.

Have the students sit in a circle. Show the students the words that you prepared from your copy of Reproducible Page B. Read all of the words to the students and then place them face up in the middle of the circle. Tell the students to listen carefully as you read Revelation 22:7-21. As soon as they hear a word that is written on one of the pieces of paper in the circle, they should try and take it from the middle. The students should be limited to the number of words they can take—depending on the number of students (e.g. for six students limit each to three words, etc.)



3rd and 4th Grades

Victory in Jesus

Sharing with Others

Ask the students how it makes them feel to know that Jesus is coming back. Ask them if they can think of someone who needs to be encouraged this week. Encourage the students to think of who they can encourage this week by sharing this week's Bible Story that Jesus is coming back—soon!

Close with a prayer for the students to feel encouraged when they think about Jesus' return.

Teacher Tips

- Since the words for this activity were taken from the NIV, make sure to read to the students from the New International Version of the Bible.

free gift
 holy city
 soon
 Come
 John
 Jesus
 tree of life
 near
 reward
 Amen
 thirsty
 Worship God!
 warn
 First

C

R

A

F

T

Victory in Jesus

A River Runs Through It

The students will make a craft to remind them of today's Bible Story.

Materials

For each student:

- 1 piece of construction paper, 9" x 12"
- glue stick
- crayons

For each teacher:

- scissors
- utility knife
- large writing surface

Reproducible Pages:

- Page C, 1 copy for each student on heavy paper

Preparation

1. Cut out the pictures from Reproducible Page C. Fold them in half along the dashed line.
2. Using the utility knife, cut the solid lines along the trees and the river. Fold up the tree and the river along the dashed lines. See Figure A.
3. Make a sample of the card to show the students.
4. Prior to class, write on the large writing surface: "Behold, I am coming soon!" (Revelation 22:7).

Instructions

1. Introduce today's activity: *In today's lesson you are learning about Revelation 22, in which Jesus says that he is coming back—soon! Through John's vision in Revelation, we are able to imagine what a beautiful place heaven is. Revelation was written to encourage the disciples to persevere to the end so that they could be with Jesus forever in heaven. Show the students your sample. In your craft today, you will make a pop-up picture of the New Jerusalem, with the river of life that runs through it. This craft will be a reminder to you that Jesus is coming soon—and he wants to take us all back with him to heaven.*
2. Distribute the pictures and the crayons. Have the students color their pictures.


3. Distribute the construction paper and the glue sticks. Have the students fold the construction paper in half vertically. Have the students glue their pictures to the construction paper so that the center fold of the construction paper is aligned with the center fold of the picture. See Figure B.
NOTE: Be sure that the students do not glue any part of the tree or river pop-ups to the construction paper. An easy way to accomplish this is to have the students place glue on the back of their pictures and then place their pictures on their construction paper.
4. Have the students copy the words written on the large writing surface onto the front of their cards. See Figure C. Have them write their names on the back of their cards.

Conclusion

Ask the students how it makes them feel to think about heaven. Share from your own life. Close with a prayer thanking God for the pictures of heaven that he gives us in the book of Revelation.

Teacher Tips

- If you don't have card stock or heavy paper, glue the pictures to poster board and then cut them out.



Victory in Jesus

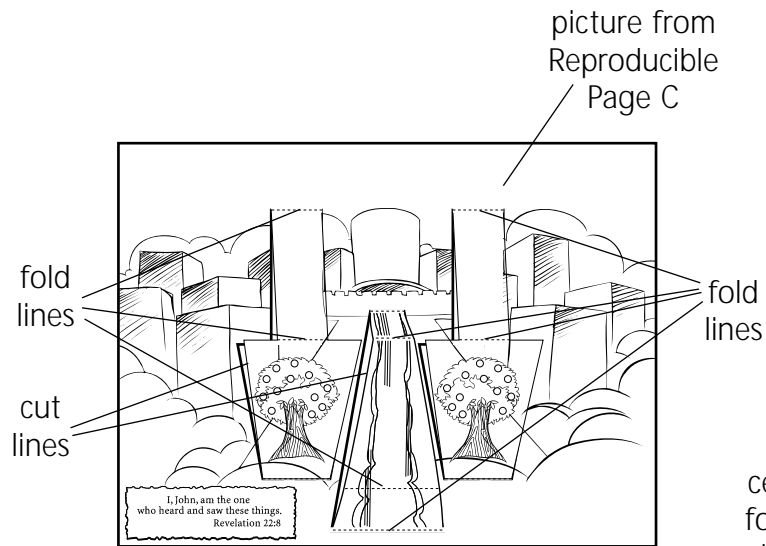


Figure A

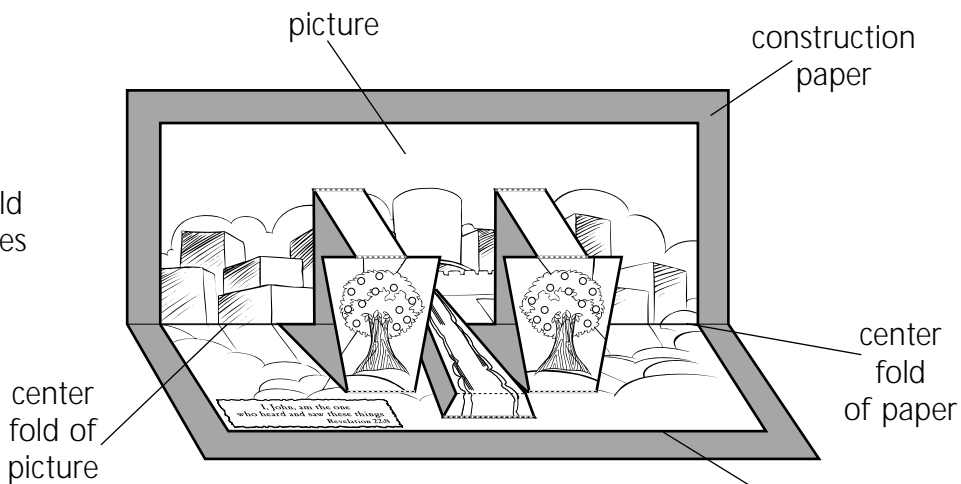


Figure B



Figure C

Victory in Jesus

Coming Soon!

The students will learn and memorize today's Scripture Memory Verse through this fun activity.

Scripture Memory Verse

"Behold, I am coming soon! My reward is with me, and I will give to everyone according to what he has done."

Revelation 22:12

Materials

For the teacher:

- 1 piece of poster board, 22" x 28"
- scissors
- black marker

Preparation

1. Cut the poster board into five equal strips.
2. Neatly print the five phrases on each strip as they appear on the back of this Lesson Card.
3. Practice leading this activity.

Instructions

1. Introduce today's activity: *In today's lesson you are learning about Revelation 22, in which Jesus says that he is coming back—soon! Through John's vision in Revelation, we are able to imagine what a beautiful place heaven is. Revelation was written to encourage the disciples to persevere to the end so that they could be with Jesus forever in heaven. In your Scripture Memory Verse, you are going to learn the scripture where Jesus says that he is coming—soon!*
2. Show the students the Scripture Memory Verse on the back of this Lesson Card. Say it to them three times as they follow along silently. Ask them to say it together with you three more times.
3. Say each phrase as it appears on the back of this Lesson Card while the students echo each phrase. Repeat this activity three more times, varying the ways you say each phrase.

4. Have the students sit in a circle. Show the students the strips that you prepared. Mix them up and distribute them among the students so that each student or pair of students has one strip. Say the verse to the students slowly. When you say a phrase, have the students stand who are holding the corresponding strip. Do this until all the students are standing. Read the verse slowly again, and have the students sit down when they hear the phrase written on their strip.
5. Collect and mix up the strips. Distribute them again and this time, have the students holding the first strip stand up first and say their phrase, followed by the second, third, etc. until the verse has been said correctly and all the students are standing. Repeat this step, having the students sit down as they say their phrases in order.
6. Collect and mix up the strips, then remove one. Distribute the remaining four strips, leaving one or two students without one. Have the students stand again and say their phrase while the students who don't have a strip say the missing phrase from memory. Repeat this activity, removing a strip each time until the students can say the entire verse from memory.
7. Ask for volunteers to say the Scripture Memory Verse from memory alone or with a partner.

Conclusion

Ask the students how it makes them feel to know that Jesus will be coming back to earth. Share from your own life what Jesus' return means to you. Close with a prayer for the students to feel excited about Jesus' return.

Teacher Tips

- Think of additional ways to use the phrase strips in this activity.
- Modify or adapt this activity to best suit the needs of your students.

“Behold, I am coming soon!
My reward is with me,
and I will give to everyone
according to what he has done.”

Revelation 22:12

Lesson Objectives

- The students will hear that Jesus is coming back.
- The students will say that Jesus is coming back soon.
- The students will state one thing that Jesus' return means to them.

Lesson Text

Revelation 22

Scripture Memory Verse

"Behold, I am coming soon! My reward is with me, and I will give to everyone according to what he has done.

Revelation 22:12

Lesson Plan

Greeting and Registration

Preclass Activity: What's in a Name?

Welcome and Singing

Centers:

Life Application: Worship God!

Game: Hanging on Every Word

Bible Skills: Review-lation

NOTE: Allow time for a snack.

D
R
E
•
C
L
A
S
S

What's in a Name?

The students will review this week's Bible Story as they complete this activity.

Materials

For each student:

- pencil

Reproducible Pages:

- Page D, 1 copy for each student

Preparation

Complete the activity on your copy of Reproducible Page D.

Instructions

1. Greet the students as they arrive. Remind them that this is the last lesson from the book of Revelation in which they are learning that Jesus is coming back. Tell them that in their activity they

will review some of the names for Jesus in Revelation 22.

2. Distribute the copies of Reproducible Page D and pencils. Tell the students to open their Bibles to Revelation 22:12-16 and use it to help them complete their worksheets.
3. Encourage the students to work with a partner or in a small group. Help the students who did not hear this week's Bible Story to work with those who did.
4. Circulate among the students to offer help and encouragement. Have the students check their answers with each other and with your Answer Key.

Answer Key

Part 1

1. ALPHA
2. FIRST
3. OMEGA
4. BEGINNING

5. LAST
6. ROOT
7. END

8. OFFSPRING
9. STAR

Part 2

- (1) Alpha/Omega
- (2) First/Last
- (3) Beginning/End
- (4) Root/Offspring
- (5) Morning Star

Teacher Tips

- Since the verses on Reproducible Page C are from the New International Version (NIV), have extra NIV Bibles available for students who may not have that translation.



3rd and 4th Grades

Worship God!

The students will review this week's Bible Story as they consider what Jesus' return means to them.

Materials

For each student:

- pencil

Reproducible Pages:

- Page E, 1 copy for each student

Preparation

1. Complete the activity on your copy of Reproducible Page E.
2. Practice leading this activity.
3. Read Revelation 22 to review this week's Bible Story.

Reviewing the Bible Story

Open your Bible to Revelation 22. Ask the students to listen carefully as you read the first six verses of Revelation 22, which describe the "river of life" in heaven:

Then the angel showed me the river of the water of life, as clear as crystal, flowing from the throne of God and of the Lamb down the middle of the great street of the city. On each side of the river stood the tree of life, bearing twelve crops of fruit, yielding its fruit every month. And the leaves of the tree are for the healing of the nations. No longer will there be any curse. The throne of God and of the Lamb will be in the city, and his servants will serve him. They will see his face, and his name will be on their foreheads. There will be no more night. They will not need the light of a lamp or the light of the sun, for the Lord God will give them light. And they will reign for ever and ever.

The angel said to me, "These words are trustworthy and true. The Lord, the God of the spirits of the prophets, sent his angel to show his servants the things that must soon take place." (Revelation 22:1-6, underline added)

Read it again, this time pausing before each underlined word and having the students say the missing word.

Life Application

Tell the students that after John had heard and seen these things, he

fell down to worship the angel who had shown them to him. But the angel told John not to worship him because he was just a servant of the Lord like John. The angel said, "Worship God!"

- *Why should we worship God?* (He deserves it; he wants us to worship him; we need to remember that he is God and we are not; it makes us feel better and close to God)
- *How do we worship God?* (praise him and tell him that he is awesome; serve and obey him; sing to him; pray to him; remember Jesus' sacrifice; teach others about Jesus; etc.)

Imagine that your parents left you alone in the house for half an hour while they went to meet a friend at the train who was coming for dinner. They asked you to finish your homework and then to set the table for dinner.

- *What would you do while they were gone?*
- *What would your parents want to find you doing when they returned?*
- *How would they feel if you were not doing what they asked you to do when they returned?*
- *What do you think that Jesus wants to find his people doing when he returns?*
- *How do you think Jesus would feel if he returned to find us disobeying God and just doing what we wanted to do?*
- *How do you think Jesus would feel if he returned to find us serving him, teaching others and helping as many people as we can to know him?*

Conclusion

Distribute the copies of Reproducible Page E and pencils. Tell the students to think about this week's lesson and write out what they want to be doing when Jesus returns. Have them keep these in their Bibles and encourage them to share today's lesson with their parents or a friend who is a disciple. Close with a prayer praising God for his power and thanking him for the chance to be with him in heaven.

Teacher Tips

- Bring in pictures from magazines, books or actual photographs of Christians worshipping God to show the students during the discussion about worship.



3rd and 4th Grades



Hanging on Every Word

The students will review key words and concepts from Revelation in this game of hangman.

Materials

For the teacher:

- large writing surface, erasable

Preparation

On the large writing surface, make a hangman "gallows." See the back of this Lesson Card for a sample.

Instructions

1. Introduce today's activity: *In your lesson this week, you learned about Revelation 22, in which Jesus says that he is coming soon! Thanks to the book of Revelation, we are able to imagine what a beautiful place heaven is. Revelation was written to encourage the disciples to persevere to the end so that they could be with Jesus forever in heaven. In your game today, you are going to review some of the key words and ideas from Revelation.*
2. Show the students the hangman "gallows" that you prepared. Explain that the object of this game is to be the first team to guess a word from this week's Bible Story before the man on the gallows is completely drawn. Draw ten separate blanks under the gallows for the ten letters of Revelation. (Do not tell them what word they will be guessing.)
3. Divide the students into two teams. Be very careful to mix the students who did not hear this week's Bible Story with those who did.



4. Choose a team to go first. Have them say one letter. If the letter they said is in the word "Revelation" then write it in as many times as it appears in the word. For example: if the team guessed "E" then you would write it in the two blanks where they appear: E E . If the team guessed "W" then you would draw the head of the hangman on the gallows since it is not in the word, "Revelation."
5. Continue until one of the teams correctly guesses the word.
6. Play this game using as many of the words on the back of this Lesson Card as time permits.

Extra Challenge

After a team correctly guesses a word, ask them to say how it relates to the book of Revelation, or one thing that they have learned about it.


Conclusion

Ask the students to each say one thing that they have learned about Jesus from the lessons in Revelation. Close with a prayer thanking God for helping us to "see" Jesus through the book of Revelation.

Teacher Tips

- If you have several students who are unfamiliar with this game, play a warm-up round to demonstrate how the game is played.
- If for some reason the students in your class did not hear this week's Bible Story, briefly review all of the words and their significance with the students before playing the game.

G
A
M
E



"gallows"

Revelation
Ephesus
deeds
heaven
worthy
Lamb

Patmos
persecution
Holy
throne
Alpha
Omega
Jesus

B I B L E S K I L S

Review-lation

The students will review key ideas and concepts from the book of Revelation.

Materials

For the teacher:

- 1 piece of poster board, 22" x 28"
- black marker
- 5 nickels
- 5 pennies

Reproducible Pages:

- Page F, 2 copies for the teacher

Preparation

1. On the poster board, draw a "tic-tac-toe" board.
2. Practice leading this activity.

Instruction

1. Introduce today's activity: *In your lesson this week and for the past several weeks, you have been learning about Revelation. Throughout this book, the apostle John describes his vision so that we can imagine what a beautiful place heaven is. Revelation was written to encourage the disciples to persevere to the end so that they could be with Jesus forever in heaven. In your activity today, you will play a game as you review important ideas from the book of Revelation.*
2. Show the students the tic-tac-toe board you prepared. Explain that in today's activity, they will review key ideas and words from their lessons on Revelation as they play tic-tac-toe.
3. Show the students your copies of Reproducible Page F. Explain that on this page are the answers to all the questions in today's game, mixed up and scattered on the page. They may use this page to refer to as well as the chapter references you provide with the questions.
4. Divide the students into two teams and give each team a copy of Reproducible Page F. Be sure to balance the students who have heard the Bible Stories from this unit with those who have not. Give one team the five pennies and the other team the five nickels for their game markers.

5. Choose a team to go first. Read the first question from the back of this Lesson Card. If they are correct, they may place a marker on the game board. If they are not correct, the other team may take a guess and place a marker if correct. If neither team is correct, announce the answer to the students with neither team placing a marker. Suggest that the teams cross out the answers on the pages after each question.
6. Continue play until one team gets three in a row or until the board is full.
7. Play as many rounds as time permits. Questions may be repeated.

Conclusion

Remind the students that the Bible says Jesus is coming soon. *What would you do if you knew that Jesus was going to return next year? Next week? Tomorrow?* Encourage the students that God wants us to live our lives as if Jesus were coming back any day, so that we will always be ready. Close with a prayer for the students to think about Jesus' return.

Teacher Tips

- If for some reason the students in your class have not heard the Bible Stories in this unit, then review the questions and answers with the students before playing the game.

Review-lation

Questions and Answers

From Lesson 1, Revelation 2-3

- *Who wrote the book of Revelation?* (the apostle John)
- *Where was John when he wrote Revelation?* (the island of Patmos)
- *Why was John on the island of Patmos?* (He was a prisoner for his faith.)
- *How many churches did Jesus address in Revelation 2 and 3?* (seven)
- *Name two of the cities where these churches were located?* (Choose any two of the following: Ephesus, Smyrna, Pergamum, Thyatira, Sardis, Philadelphia, Laodicea)
- *Fill in the blank: Jesus told the churches, "I know your _____." (deeds)*

From Lesson 2, Revelation 5

- *Jesus is the Lion of the tribe of _____?* (Judah)
- *Jesus is the _____ of David?* (Root)
- *Jesus is the _____ who was slain.* (Lamb)
- *Fill in the blank: "Worthy is the Lamb, who was slain, to receive power and wealth and wisdom and strength and honor and glory and _____!" (praise)*

From Lesson 3, Revelation 21 and additional New Testament passages

- *True or False: In heaven, God will wipe every tear from our eyes.* (True)
- *True or False: Only murderers will go to hell.* (False)
- *True or False: Only people who never sin will go to heaven.* (False)
- *True or False: Heaven is a real place.* (True)
- *True or False: Hell is a real place.* (True)

From Lesson 4, Revelation 22

- *In Revelation 22, when does the Bible say that Jesus is coming?* (soon)
- *Fill in the blank: "Worship _____!" (God)*
- *Fill in the blank: "I am the Alpha and the Omega, the First and the _____, the Beginning and the End." (Last)*



3rd and 4th Grades

Imagine That!

Instructions: Open your Bible to Revelation 22:1-6. Use the words in the box below to help you fill in the blanks from the passage in the Bible.

Then the angel showed me the _____ of the water of life, as clear as crystal, flowing from the _____ of God and of the Lamb down the middle of the great street of the city. On each side of the river stood the tree of _____, bearing twelve crops of fruit, yielding its fruit every month. And the leaves of the tree are for the healing of the _____. No longer will there be any curse. The throne of God and of the _____ will be in the city, and his servants will serve him. They will see his _____, and his name will be on their foreheads. There will be no more _____. They will not need the light of a lamp or the light of the sun, for the Lord God will give them _____. And they will reign _____ and ever.

The angel said to me, "These words are trustworthy and _____. The Lord, the God of the spirits of the prophets, sent his _____ to show his servants the things that must _____ take place" (Revelation 22:1-6).

life	nations	face	night
Lamb	river	light	soon
for ever	angel	throne	true

Did You Get It?

Instructions: Circle the correct answer to complete the following statements.


- Then the angel showed me the _____ of the water of life, as clear as crystal, flowing from the throne of God and of the Lamb down the middle of the great street of the city. (Revelation 22:1)
ocean
river
stream
- On each side of the river stood the tree of _____, bearing twelve crops of fruit, yielding its fruit every month. (Revelation 22:2)
fire
water
life
- And the leaves of the tree are for the healing of the _____. (Revelation 22:2)
nations
planets
states
- They will see his _____, and his name will be on their foreheads. (Revelation 22:4)
face
eyes
hands
- "The Lord, the God of the spirits of the prophets, sent his angel to show his servants the things that must _____ take place." (Revelation 22:6)
later
soon
never



soon	John	feet
Worship God!	near	soon
reward	First	End
tree of life	Jesus	thirsty
free gift	warn	holy city
soon	come	Amen

Core/Craft

1 copy for each student on heavy paper



This page intentionally left blank



What's in a Name What's in a Name What's in a Name What's in a Name What's in a Name What's in a Name W

Name What's in a Name What's in a Name What's in a Name What's in a Name What's in a Name What's in a Name

What's in a Name

Name _____

The book of Revelation shows or "reveals" many exciting things about Jesus. The apostle John helps to show us that Jesus is Almighty and deserves our devotion and service. In Revelation, we learn that Jesus is called by several different names to help us understand that he is eternal and infinite—which means that he has always been. Here are some of his names in Revelation 22.

- Alpha and Omega
- First and Last
- Beginning and End
- Root and Offspring of David
- Bright Morning Star

Instructions: Unscramble the words below that are used to describe Jesus above.

1. HALPA	2. STRIF	3. EMOGA
4. GIBINNENG	5. SALT	6. ROTO
7. DEN	8. SINGPROFF	9. ARTS

Instructions: Open your Bible to Revelation 22:12-16. Use the words you unscrambled to help you fill in the blanks.

Revelation 22:12-13

"Behold, I am coming soon! My reward is with me, and I will give to everyone according to what he has done. I am the (1) _____ and the _____, the (2) _____ and the _____, the (3) _____ and the _____."

Revelation 22:16

"I, Jesus, have sent my angel to give you this testimony for the churches. I am the (4) _____ and the _____ of David, and the bright (5) _____."

a Name What's in a Name What's in a Name What's in a Name What's in a Name What's in a Name What's in a Name

Name _____

When Jesus returns, I want him to find me doing...

Handwriting lines for student response

Review-lation

the island of Patmos

God

He was a prisoner for his faith.

true

the apostle John

seven

false

true

Judah

Root

soon

Last

Ephesus, Smyrna, Pergamum, Thyatira, Sardis, Philadelphia, Laodicea

Lamb

false

deeds

praise

true

