

Heaven and Hell

Lesson Objectives

- The students will use the Bible to describe heaven.
- The students will state that heaven and hell are real.
- The students will state one reason why they want to go to heaven.

Lesson Text

Revelation 21

Scripture Memory Verse

“He will wipe every tear from their eyes. There will be no more death or mourning or crying or pain, for the old order of things has passed away.”

Revelation 21:4

Lesson Plan

Greeting and Registration

Preclass Activity: Think Different

Welcome and Singing

Centers:

Bible Story: Think About It

Craft: Tear Box

Scripture Memory: No More Tears

NOTE: Allow time for a snack.

Heaven

HELL

P
R
E
•
C
L
A
S
S

Heaven and Hell

Think Different

The students will preview this week's Bible Story as they consider the difference between heaven and hell.

Materials

For each student:

- pencil

Reproducible Pages:

- Page A, 1 copy for every 2 students

Preparation

Complete the activity on your copy of Reproducible Page A.

Instructions

1. Greet each student as they arrive. Tell them that this week they will continue to study the book of Revelation. Explain that in today's lesson they will be learning what the Bible says about heaven and hell.
2. Distribute the copies of Reproducible Page A and pencils. Have the students sit with a partner to complete today's activity. Have both students sign their names on their pages.

3. Circulate among the students to offer help and answer questions. Have an adult assistant teacher work with a student who is without a partner. Check their answers with your Answer Key.
4. Make sure to pair new or visiting students with those who will be helpful and encouraging.
5. Tell the students that they will review and discuss the answers to today's survey during the Bible Story.

Teacher Tips

- This activity is designed specifically to be done in pairs so that the students can talk with each other about the questions.

Answer Key True or False

- In heaven, you will never feel worry, pain, fear or sadness. *True*
- Hell is a place where you can do whatever you want whenever you want. *False*
- Only people who never sin can go to heaven. *False*
- Only murderers, terrorists and bank robbers go to hell. *False*
- Heaven is a place where God's children will see him as he is. *True*
- Hell is described as a "burning lake of sulfur" in Revelation 21. *True*
- In heaven, God's people and his angels are always singing praises to God. *True*
- In hell, the devil will treat you nicely as long as you do what he says. *False*
- Hell is where the people who did not obey God will suffer pain and sorrow. *True*
- Heaven is where the people who obeyed God will enjoy peace and happiness forever. *True*

Heaven and Hell

Think About It

The students will learn and imagine the difference between heaven and hell.

Materials

For the teacher:

- large writing surface

Preparation

1. Neatly print on the large writing surface: 102, 11, 181, 31.
2. Pray that your presentation of this Bible Story will inspire the students to want to go to heaven.
3. Be familiar with the questions and answers on the back of this Lesson Card, as well as the supporting scriptures and statements.

Introducing the Bible Story

Open your Bible to Revelation 21. Tell them that today's Bible Story is taken from Revelation 21, which describes different aspects of heaven and hell. Ask the students to look at the numbers on the large writing surface to help them answer the following questions:

- *How many times is the word "heaven" found in the Old Testament?* (181)
- *How many times is the word "hell" found in the Old Testament?* (31*)
- *How many times does Jesus use the word "heaven" in the gospels?* (102)
- *How many times does Jesus use the word "hell" in the gospels?* (11)

The Bible teaches that heaven and hell are real places! Jesus taught about heaven and hell because he believed that they are real places. He knew that people will go to one place or the other. Jesus spoke more about heaven than he did about hell—but he did not avoid talking about hell or warning people about it. Jesus focused on heaven throughout his ministry because that is where he wanted to go and that is where he wanted everyone else to go. People talk about the things that mean the most to them—and Jesus talked a lot about helping people get to heaven!

Presenting the Bible Story

Tell the students that they will review and discuss the questions from their Preclass Activity for their Bible Story today. Using the guide on the back of this Lesson Card read each of the questions and ask the students for their answers. Next, read the supporting scripture and statements that follow. The purpose of this activity is to help the students dispel false ideas about heaven and hell as they begin to build a solid scriptural basis of truth. It is also designed to help the students think about how they feel about heaven and hell.

Conclusion

Ask the students to say one new thing that they have learned about heaven and hell today. Encourage them to talk with their parents about their thoughts and feelings about today's lesson. Remind them that the Bible is full of passages that teach us how we can go to heaven. We can feel confident about going to heaven—and help others go there too. Close with a prayer thanking God for the opportunity to be with him forever in heaven.

Teacher Tips

- Talk with the parents of new or visiting students after class about the subject of today's lesson so that they can follow up. Make sure that disciples follow up with the parents who are not disciples.

*The word "hell" appears 31 times in the King James Version. It is frequently translated as "grave" in the New International Version.

Heaven and Hell

Think Different Answer and Discussion

1. In heaven, you will never feel worry, pain, fear or sadness. (True)
“He will wipe every tear from their eyes. There will be no more death or mourning or crying or pain, for the old order of things has passed away” (Revelation 21:4).
 - God really does promise that heaven will be a place where we will feel only happiness and peace forever.
2. Hell is a place where you can do whatever you want, whenever you want. (False)
“Then they will go away to eternal punishment, but the righteous to eternal life” (Matthew 25:46).
 - Hell is a place of punishment. People who love themselves or anything else more than God in this life, will suffer the consequences of punishment in hell.
3. Only people who never sin can go to heaven. (False)
“If your hand or your foot causes you to sin, cut it off and throw it away. It is better for you to enter life maimed or crippled than to have two hands or two feet and be thrown into eternal fire” (Matthew 18:8).
 - Everyone sins, but not everyone repents. Those who go to heaven will be those sinners who repented—radically—and obeyed God.
4. Only murderers, terrorists and bank robbers go to hell. (False)
“But the cowardly, the unbelieving, the vile, the murderers, the sexually immoral, those who practice magic arts, the idolaters and all liars—their place will be in the fiery lake of burning sulfur. This is the second death” (Revelation 21:8).
 - Hell is for people who do not obey God—whether murderers, cowards or liars—and for those who never repent of their sins.
5. Heaven is a place where God’s children will see him as he is. (True)
Dear friends, now we are children of God, and what we will be has not yet been made known. But we know that when he appears, we shall be like him, for we shall see him as he is (1 John 3:2).
 - Heaven is not just a place where we go, but it is a place where we will see God.
6. Hell is described as a “burning lake of sulfur” in Revelation 21. (True, Revelation 21:8)
“In hell, where he was in torment, he looked up and saw Abraham far away, with Lazarus by his side” (Luke 16:23).
 - Hell is also described as a place of torment or suffering. God wants us to understand that disobedience to him will result in very serious consequences.
7. In heaven, God’s people and his angels are always singing praises to God. (True)
“Day and night they never stop saying:
‘Holy, holy, holy
is the Lord God Almighty,
who was, and is, and is to come’” (Revelation 4:8).
 - Heaven is a place where God will be praised constantly. It is a place where everyone who loves God will surround him with love and praise all the time. It will be like a celebration that lasts forever!
8. In hell, the devil will treat you nicely as long as you do what he says. (False)
Be self-controlled and alert. Your enemy the devil prowls around like a roaring lion looking for someone to devour (1 Peter 5:8).
 - Do not listen to what the movies tell you! The devil wants only to hurt people. He will do whatever it takes to keep people out of heaven.
9. Hell is where the people who did not obey God will suffer pain and sorrow. (True)
“Then he will say to those on his left, ‘Depart from me, you who are cursed, into the eternal fire prepared for the devil and his angels’” (Matthew 25:41).
 - There is an eternal fire that has been prepared for the devil, his angels and those who have not obeyed God.
10. Heaven is where the people who obeyed God will enjoy peace and happiness forever. (True)
Surely goodness and love will follow me
all the days of my life,
and I will dwell in the house of the LORD
forever.
Psalm 23:6
 - Heaven is spending eternity in God’s house and enjoying his goodness and love—like a family devotional and Bible class party all wrapped up together—forever!

C

R

A

F

T

Heaven and Hell

Tear Box

The students will make a craft to remind them of today's lesson about heaven.

Special Note to the Teacher

This activity requires each student to have a new box of tissues. Please contact your students' parents and let them know ahead of time to come to class with the tissue boxes. Bring in or collect a few extra tissue boxes for visiting students. It would be most efficient if you specified which size tissue box they should bring.

Materials

For each student:

- new box of tissues
- glue stick
- 1-2 sheets of colored construction paper depending on tissue box size (See Teacher Tips.)
- decorative items: scraps of colored construction paper, scraps of tissue paper, scraps of ribbon, glitter, sequins, etc.
- crayons

For the teacher:

- ruler
- scissors

For the teacher:

- Page B, 1 copy for each student

Preparation

1. Depending on the size of the tissue boxes, cut out the appropriate size verse scrolls from the copies of Reproducible Page B.
2. Measure and cut the colored construction paper to fit the students' boxes. Cut one piece for each of the four sides of each box. See Teacher Tips.
3. Prepare the decorative items.
4. Make a sample craft to show the students.

Instructions

1. Introduce today's activity: *In today's lesson, you are learning more about the book of Revelation and of heaven and hell. In Revelation 21, the apostle John describes heaven as a place where there will be no more death or mourning, crying or pain. God wanted us to know that in heaven, he will wipe away our tears and we can spend forever along with those who loved and served God.* Show the students your sample craft. Read the scripture to the students. Explain that this tissue box will remind them of God's promise to wipe our tears away.
2. Distribute the tissue boxes, prepared construction paper, and glue sticks. Have the students glue their construction paper to their tissue boxes. See Figure A.
3. Distribute the verse scrolls to the students. Have them glue the scroll to one side of the covered tissue box.
4. Distribute the decorative items and crayons. Have the students decorate their boxes, and then write their names on the bottom. See Figure B.

Conclusion

Ask the students how it makes them feel knowing that God himself wants to wipe away their tears. Share what that means to you in your own life. Tell the students that those in heaven will be spending forever with God—and those in hell will be spending forever without him. Close with a prayer thanking God for his love and his desire to be with us forever.

Teacher Tips

- The sides of a tall tissue box are approximately 4½" x 5¼". The sides of a long tissue box are approximately 3½" x 4¾" x 9¼". Sizes among brands may vary so measure before you cut the construction paper.
- Reproducible Page B provides two different size scrolls based on the typical tall and long tissue boxes. Cut out the scrolls that are the appropriate size for the tissue boxes you have.



3rd and 4th Grades

Heaven and Hell

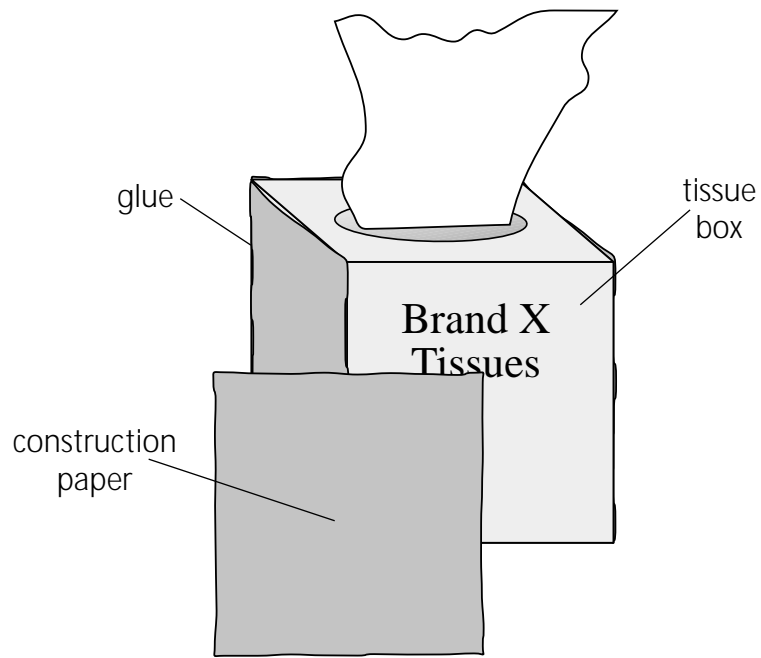


Figure A

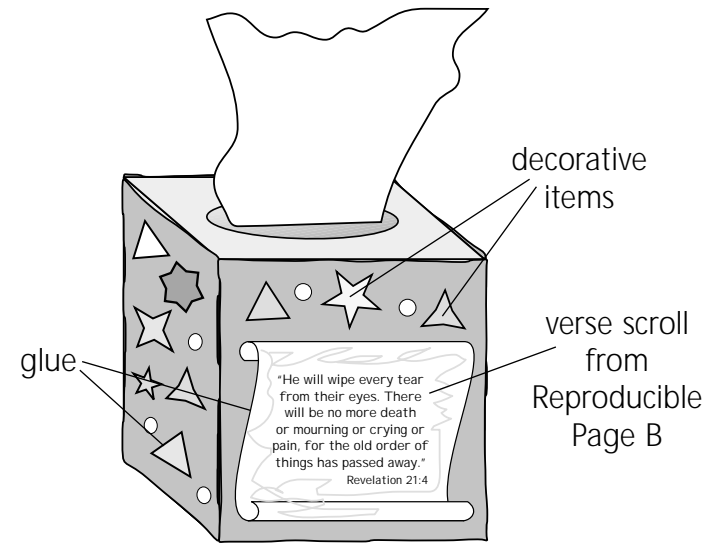


Figure B

Heaven and Hell

No More Tears

The students will learn and memorize today's Scripture Memory Verse through a role-playing activity.

Scripture Memory Verse

"He will wipe every tear from their eyes. There will be no more death or mourning or crying or pain, for the old order of things has passed away."

Revelation 21:4

Materials

For the teacher:

- large writing surface
- box of tissue

Preparation

Practice leading this activity.

Instructions

1. Introduce today's activity: *In today's lesson, you are learning more about the book of Revelation and heaven and hell. In Revelation 21, the apostle John describes heaven as a place where there will be no more death or mourning, crying or pain. God wanted us to know that in heaven, he will wipe away our tears and we will be full of joy forever. In your Scripture Memory Verse, you will learn these words so that you can share them with others.*
2. Show the students the Scripture Memory Verse on the back of this Lesson Card. Say it to them three times as they follow along silently. Ask them to say it together with you three more times. Ask for volunteers to stand and say the verse together with you.
 - *What makes you cry?*
 - *What causes you pain?*
 - *How does it make you feel to know that in heaven God will wipe away every tear from our eyes?*
3. Tell the students that they will role play the different aspects of this verse as they memorize it. Give each student a tissue. Say the verse while doing the following motions:

| Scripture | Motion |
|--|---|
| <i>"He will wipe every tear from their eyes.</i> | Wipe eyes with the tissue. |
| <i>There will be no more death or mourning</i> | Place the back of your hand on your forehead. |
| <i>or crying or pain,</i> | Hold head in hands as if in pain or crying. |
| <i>for the old order of things has passed away."</i> | Brush hands together as if having finished something. |
| <i>Revelation 21:4</i> | Hold hands together as if reading the Bible. |

4. Have the students follow you by saying the verse and doing the motions five times.
5. Ask for volunteers to say the verse with motions alone or with a partner in front of the group.

Scripture Memory Charades

Divide the students into two lines facing each other. Have the students in one line do the motions and the students in the other line say the words from the Scripture Memory Verse. Then have them switch. Stop the students if they make a mistake on the verse and encourage them to work together to correct it. Do this for as long as time permits.

Conclusion

Ask the students if they can imagine an entire day without hearing any bad news or sad news, or feeling any kind of pain or worry. Ask them to imagine a week like that. A month! A year! Ten years! Forever! Explain that heaven will be like that. Close with a prayer praising God for the promise of heaven.

Teacher Tips

- Think of additional ways to review and practice this Scripture Memory Verse.
- Encourage the students to make up different motions.



“He will wipe every tear from their eyes. There will be no more death or mourning or crying or pain, for the old order of things has passed away.”

Revelation 21:4

Lesson Objectives

- The students will use the Bible to describe heaven.
- The students will state that heaven and hell are real.
- The students will state one reason why they want to go to heaven.

Lesson Text

Revelation 21

Scripture Memory Verse

"He will wipe every tear from their eyes. There will be no more death or mourning or crying or pain, for the old order of things has passed away."

Revelation 21:4

Lesson Plan

Greeting and Registration

Preclass Activity: H-E-A-V-E-N

Welcome and Singing

Centers:

Life Application: Always and Forever

Game: One and Only

Bible Skills: Where Do You Want to Go?

NOTE: Allow time for a snack.

D
R
E
•
C
L
A
S
S**H-E-A-V-E-N**

The students will review this week's Bible Story as they complete this activity.

Materials

For each student:

- pencil

For the teacher:

- dictionary

Reproducible Pages:

- Page C, 1 copy for each student

Instructions

1. Greet the students as they arrive. Remind them that they are learning about the book of Revelation and some of the differences between heaven and hell. Explain that in today's activity, the children will think of words that describe heaven. Each word will start with a letter in the word, "heaven."

2. Distribute the copies of Reproducible Page C and pencils. Encourage the students to work with a partner and use their Bibles to complete their activity.
3. Circulate among the students to offer help and encouragement. Show them the dictionary and let them use it for word ideas. (Suggestions for words: happy; high up; holy; eternity with God; everlasting peace; elation; amazing; angels; always singing; very happy; very loud singing; no more tears; never sad again)

Bible Challenge

Have the students write the scripture references for the words they find in the Bible. (e.g., no more tears, Revelation 21:4)

Teacher Tips

- This activity can also be done as a group. Print H-E-A-V-E-N across a large piece of banner paper and have the students write words that describe heaven under each letter.
- You may want to write some of the suggested words on a large writing surface to get the students started.

Always and Forever

The students will review this week's Bible Story as they consider reasons why they want to go to heaven.

Materials

For the teacher:

- large writing surface

Preparation

1. Neatly print two columns on the large writing surface: God, No God.
2. Read Revelation 21 to review this week's Bible Story.
3. Practice leading this activity.

Reviewing the Bible Story

Open your Bible to Revelation 21. Remind the students that this week they are learning more about the book of Revelation and heaven and hell. *In Revelation 21, the apostle John gives us another description of something amazing—heaven and hell! God wants us to understand that heaven and hell are absolutely real. Jesus taught his disciples all about heaven, and then he died on the cross to give us the way to get there—the only way to get there. People have lots of different ideas about heaven and hell. Some people don't even believe they exist! Others think that hell is only for people who commit murder and other terrible crimes. The Bible is very clear about everything we need to know about heaven and hell, especially how to get there. God wants us to know that we have two choices for where we spend eternity—with him or without him.*

Life Application

Show the students the large writing surface and the columns you prepared. Ask them to say words that describe God and write them in the "God" column. (light, love, life, perfection, justice, forgiveness, patient, unselfish, kind, giving, strong, beautiful, powerful, brave, etc.) Now tell the students to imagine words that describe the opposite of God, and write them in the "No God" column. (darkness, hatred, death, injustice, unforgiving, selfish, impatient, rude, ugly, weak, coward, etc.) Read both lists to the students out loud.

- Which of these two lists would you want to describe you? Why?

- Which of these two lists would you want to describe your friends? Why?
- Which of these two lists would you want to describe the rest of your life? Why?
- Which of these two lists would you want to describe your eternity?

At some point in their lives, everyone thinks about heaven and hell. Everyone wonders where they will go. We may never get to see a photograph of heaven or hell, but we do have many pictures in the Bible to help us understand what they will be like. The most important difference between them is that one is where God will be always and forever and the other is where God will never be. God has done everything to show us how wonderful life will be with him, and how terrible life will be apart from him. He even sent his Son Jesus to die on the cross to show us the way to heaven. The rest is up to us.

Conclusion

Tell the students that as children they are still learning about what it means to obey God and follow Jesus. Help them to understand that they should not be afraid of going to hell at this point in their lives. Explain that as they become young men and women, usually in their early teenage years, they can make a decision to become disciples, follow Jesus, and have the promise of heaven. Encourage the students that God wants each and every one of them to be with him forever. Suggest that they begin to pray every day for God to help them desire to become disciples and spend forever with him. Close with that prayer.

Teachers Tips

- Be in tune with your students' responses. This may be a very sensitive topic to students who have recently lost a loved one who was not a disciple. Be as reassuring as possible that God loves them very much and wants to be with them always.



One and Only

The students will review key ideas from this week's lesson as they play this game.

Materials

For the teacher:

- scissors
- 6 envelopes

Reproducible Pages:

- Page D, 1 copy for the teacher

Preparation

1. Cut out the six puzzle pieces from your copy of Reproducible Page D and place each piece in an envelope.
2. Practice leading this activity.

Instructions

1. Introduce today's activity: *This week you have been learning more about Revelation and some different aspects of heaven and hell. In Revelation 21, the apostle John describes heaven as a place where there will be no more death or mourning, crying or pain. God wanted us to know that in heaven, he will wipe away our tears and we will spend forever along with those who loved and served God. Today you will think about helping each other "get to heaven" in this game.*
2. Show the students the envelopes you prepared. Explain that they will work together to collect the envelopes which contain the key to go to heaven.
3. Tell the students that in order to obtain the envelopes, they must first complete some fun exercises. Tell them that they will need to work together and use their Bibles.



4. Begin by reading the first exercise from the back of this Lesson Card. When they have completed it, give them an envelope. Do this for each one until they have all six.
5. Have the students open the envelopes and put their pieces together. Have them read the words. Explain that Jesus is the only way to heaven—there's nothing else we can do to get there.

Conclusion

Explain that God wants his people in the church to help each other get to heaven. Ultimately, it is each person's own responsibility to get to heaven—but it will be a lot easier if everyone is looking out for each other. Close with a prayer for the students to all have a desire to go to heaven.

Teacher Tips

- Have extra Bibles available.

G

A

M

E

One and Only

Exercise #1:

Everyone—spell the word “heaven” correctly.
(Teacher: Have the students each take turns until everyone has spelled it correctly.)

Exercise #2:

Everyone—find the book of Revelation.

Exercise #3:

Everyone—find the word “heaven” in the Bible.
(Teacher: This can be from anywhere in the Bible. Suggest that students with concordances look up the verses. Some hints: Jesus taught parables about the kingdom of heaven in the gospels. God’s creation included heaven, etc. Once a student has found a verse, then the others can turn to the same one. Check to be sure that the students can each show you where the word heaven appears in their Bibles.)

Exercise #4:

Everyone—form a circle. Have each student take a turn standing in the middle to say one thing that they have learned about heaven this week.
(Teacher: These statements should be based primarily on this week’s lesson. God is in heaven; angels are in heaven; heaven is a place where people who love God will live forever; God will wipe the tears from our eyes in heaven; I can choose to go to heaven, etc. For statements that are incorrect, have the students in the circle help the one in the middle to make a correct statement. Allow new or first-time visitors to go into the middle of the circle with a partner.)

Exercise #5:

Everyone—say the first name of one person that they really want to talk to about heaven.
(Teacher: Discourage the students from sharing full names out of respect for others. This is NOT a time for the students to share personal situations with the group.)

Exercise #6:

Everyone—think (silently) of one reason why they want to go to heaven.
(Teacher: This is the most personal and potentially sensitive question. Give the students one minute to think of their reason. Students should not say their reason at this time. Tell them that they can talk about their reasons with each other after the game is over. When you are satisfied that everyone who wants to participate has done this, then move on with the activity.)

B
I
B
L
E
S
K
I
L
S**Where Do You Want to Go?**

The students will practice looking up Bible passages that talk about heaven and hell.

Materials

For each student:

- pencil

Reproducible Pages:

- Page E, 1 copy for each student

Preparation

Complete the activity on your copy of Reproducible Page E.

Instructions

1. Introduce today's activity: *This week you have been learning more about Revelation and heaven and hell. In Revelation 21, the apostle John describes heaven as a place where there will be no more death or mourning, crying or pain. God wanted us to know that in heaven, he will wipe away our tears and we will spend forever along with those who loved and served God. In your activity today, you will look up some verses in the Bible where Jesus talked about heaven and hell.*
2. Distribute the copies of Reproducible Page E and pencils. Tell the students that the first verse, Revelation 21:4, has been done for them. Have the students read it all together. Explain that this is a verse that describes heaven, which is why "heaven" is written under the reference. If the verse describes hell, then have them write "hell" beneath the reference.
3. Have the students turn all together in their Bibles to the next verse, Matthew 25:41. Have them read it aloud together. Ask them to find that verse on their pages and draw a line to match the verse to the reference. Ask them what this verse describes, heaven or hell, and have them write it in the space beneath the reference.
4. Continue doing each verse together as a group until their pages are completed. Check their answers with the Answer Key on the back of this Lesson Card.

Conclusion

Ask the students what they think about these verses. Tell the students that God wants them to understand that heaven and hell are real places—and that God wants all of his children to be with him forever in heaven. Reassure the students that since they are not yet adults, the Bible says that the "kingdom of heaven" belongs to them. However, as they become young adults—even as young teens—they will be able to make a decision about where they want to go. Close with a prayer thanking God for his love and his desire to keep us with him in heaven.

Teacher Tips

- Be sensitive to new or visiting students who are unfamiliar with this week's lesson material.

**B
I
B
L
E
S
K
I
L
L
S**

Where Do You Want to Go? Answer Key

Instructions: Use your Bible to match the scripture references and the verses below. Then write "Heaven" or "Hell" under each reference to say which one it describes. The first one has been done for you.

Revelation 21:4
Heaven

"But the cowardly, the unbelieving, the vile, the murderers, the sexually immoral, those who practice magic arts, the idolaters and all liars—their place will be in the fiery lake of burning sulfur. This is the second death."

Matthew 25:41
Hell

"Then he will say to those on his left, 'Depart from me, you who are cursed, into the eternal fire prepared for the devil and his angels.'"

Revelation 4:8
Heaven

Surely goodness and love will follow me
all the days of my life,
and I will dwell in the house of the LORD
forever.

Revelation 21:8
Hell

"He will wipe every tear from their eyes. There will be no more death or mourning or crying or pain, for the old order of things has passed away."

Psalms 23:6
Heaven

Day and night they never stop saying:
"Holy, holy, holy
is the Lord God Almighty,
who was, and is, and is to come."



3rd and 4th Grades

Names _____

Think Different Think Different Think Different Think Different Think Different
 † Think Different Think Different Think Different Think Different Think Different
 † Think Different Think Different Think Different Think Different Think Different
 Think Different Think Different Think Different Think Different Think Different
 Think Different Think Different Think Different Think Different Think Different
 Think Different Think Different Think Different Think Different Think Different
 Think Different Think Different Think Different Think Different Think Different
 Think Different Think Different Think Different Think Different Think Different
 Think Different Think Different Think Different Think Different Think Different
 Think Different Think Different Think Different Think Different Think Different

Think Different

Instructions: Discuss and answer the questions below with your partner.

True or False

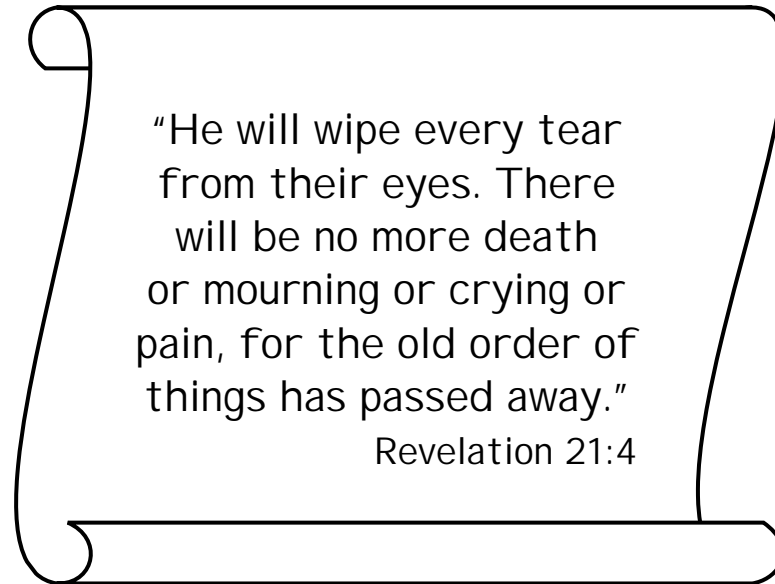
- In heaven, you will never feel worry, pain, fear or sadness.
- Hell is a place where you can do whatever you want whenever you want.
- Only people who never sin can go to heaven.
- Only murderers, terrorists and bank robbers go to hell.
- Heaven is a place where God’s children will see him as he is.
- Hell is described as a “burning lake of sulfur” in Revelation 21.
- In heaven, God’s people and his angels are always singing praises to God.
- In hell, the devil will treat you nicely as long as you do what he says.
- Hell is where the people who did not obey God will suffer pain and sorrow.
- Heaven is where the people who obeyed God will enjoy peace and happiness forever.

What Do You Think?

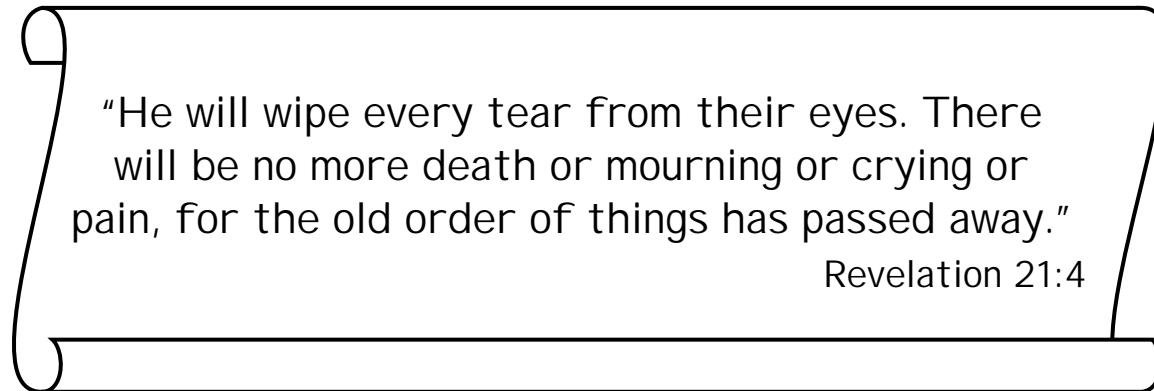
Instructions: Write what you think about heaven and hell in the space below. Who will be there? What will it be like? In which of these two places do you want to be and why?

Core/Craft

1 copy for each student



scroll (tall)



scroll (wide)

Name _____

H-E-A-V-E-N

Instructions: Use your Bible to find words that describe heaven—or you can think of your own words. Write them on the lines below. The first letter should be from the letters of the word, "Heaven." Examples have been provided. Write as many words as you can.

H Happy _____

E Exciting _____

A Always sunny _____

V Very fun _____

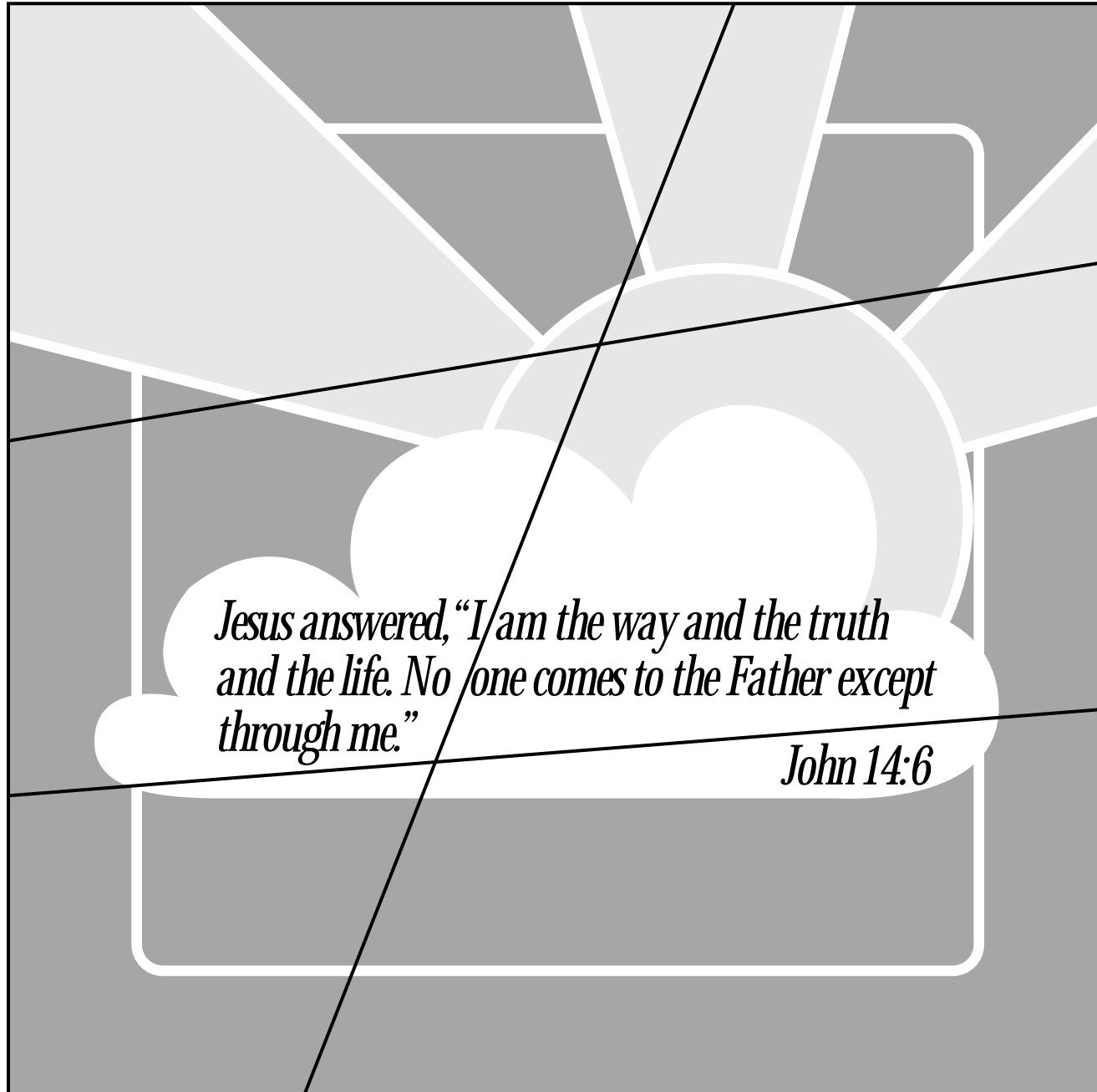
E Eternity with God _____

N No homework _____



Supplement/Game

1 copy for the teacher



Where Do You Want to Go?

Instructions: Use your Bible to match the scripture references and the verses below. Then write "Heaven" or "Hell" under each reference to say which one it describes. The first one has been done for you.

Revelation 21:4
Heaven

"But the cowardly, the unbelieving, the vile, the murderers, the sexually immoral, those who practice magic arts, the idolaters and all liars—their place will be in the fiery lake of burning sulfur. This is the second death."

Matthew 25:41

"Then he will say to those on his left, 'Depart from me, you who are cursed, into the eternal fire prepared for the devil and his angels.'"

Revelation 4:8

Surely goodness and love will follow me
all the days of my life,
and I will dwell in the house of the LORD
forever.

Revelation 21:8

"He will wipe every tear from their eyes. There will be no more death or mourning or crying or pain, for the old order of things has passed away."

Psalms 23:6

Day and night they never stop saying:
"Holy, holy, holy
is the Lord God Almighty,
who was, and is, and is to come."