

TRUSTWORTHINESS OF THE BIBLE

LESSON TEXT

Jeremiah 29:11; John 8:31-32;
John 15:9-11

LESSON OBJECTIVES

- The students will explain God's motivation in giving us guidelines for living.
- The students will cite two positive results of living according to God's word.
- The students will express gratitude throughout the week to God for all the ways he cares for them.

MATERIALS NEEDED

For each student:

- pen or pencil

For the teacher:

- 1 copy of "Good News from the Kingdom"
- globe or map of the world
- props for skits: cereal bowl, clothes, table, 2 chairs
- extra Bibles
- scissors
- envelopes

Reproducible Pages:

- Page A, 1 copy for each student
- Page B, 1 copy for each student
- Page C, 2 copies for the teacher
- Page D, 2 copies for the teacher
- Page E, 1 copy for every 5 students
- Page F, 1 copy for each student

LESSON PLAN

Getting Ready

Faithful Instruction
Teacher Focus
Teacher Tips
Preclass Activity: "Why" Questionnaire
Starting Up
Welcome and Singing
Opening Prayer
Victories
Good News from the Kingdom

Getting into God's Word

Story: "To Tell the Truth"
Activity: "A Tale of Two Children"
Scripture Study

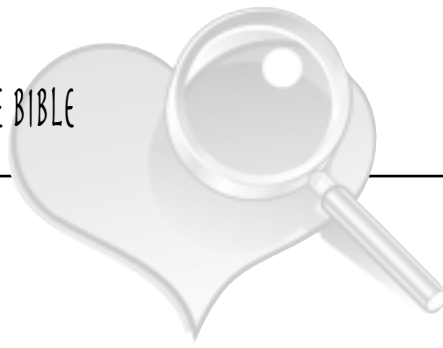
Getting It to Others

Scripture Memory: Jeremiah 29:11
Weekly Challenge and Snack Time
Conclusion

SCRIPTURE MEMORY VERSE

"For I know the plans I have for you," declares the Lord, "plans to prosper you and not to harm you, plans to give you hope and a future."

Jeremiah 29:11



FAITHFUL INSTRUCTION

TEACHER FOCUS

Pray before preparing this lesson. Read and meditate on Jeremiah 29:11, John 8:31-32, John 15: 9-11 and John 16:1.

God is not in the life insurance business, but he has the best “policy” to offer anyway. He promises us security. He promises to comfort us and provide for our children. What are God’s motives? To provide us with a better life (he makes no commission off the policy). God always has our best interest at heart, and it is because of this that we consider the Bible a trustworthy standard by which to live.

TEACHER TIPS

As you prepare this lesson, think about God’s motive for giving us commands and guidelines by which to live. Think about his ultimate display of pure love for mankind by sacrificing his own Son. How can we possibly question God’s motive for asking anything of us? God clearly has our best interest at heart, and the Bible can be unquestionably trusted because of this. Consistently try to help your students begin to trust God and his word in a faithful, unquestioning way.

PRECLASS ACTIVITY

“WHY” QUESTIONNAIRE

This questionnaire will help the students to understand why their parents have specific rules and guidelines they expect them to follow. These rules and guidelines are for their own good, whether they realize it or not.

MATERIALS USED

For each student:

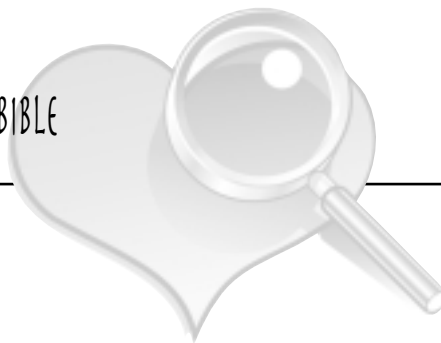
- pen or pencil

Reproducible Pages:

- Page A, 1 copy for each student

INSTRUCTIONS

1. As the students arrive, give each a copy of Reproducible Page A (“Why” Questionnaire) and a pen or pencil. Tell them to begin answering the questions.
2. When they are finished, lead the class in a discussion using the following questions:
 - *Have you ever thought about the answers to these questions before?*
 - *What are some of your responses to the questions?*
 - *In general, why do your parents make you do so many things?*
 - *Why do they have so many rules?*
 - *Who do you think your parents have in mind when they ask you to do these things?*



STARTING UP

WELCOME AND SINGING

Call the students together in a circle. Welcome everyone by name, being sure to recognize anyone who is visiting. Let them know how glad you are to see them and how much you looked forward to being with them. Sing a few great songs.

OPENING PRAYER

Who would like to say a prayer to start today's time together? Let a few students lead the prayer. Encourage the students to mention missing students, special church activities, illnesses and to be especially thankful for the Bible, God's word to us.

VICTORIES

Take time to have the students share about the challenge they were given at the end of last week's class. *Did everyone complete their challenge? How did it go? What fears did you face as you met the challenge to put the lesson into practice? How did everyone do with having consistent quiet times? Would anyone like to share something they learned this week?*

Praise and encourage all the students' efforts, especially noting any area of significant growth. Offer help and suggestions so they can have even more victories in the coming week.

GOOD NEWS FROM THE KINGDOM

MATERIALS USED

For the teacher:

- 1 copy of "Good News from the Kingdom"
- globe or map of the world

INSTRUCTIONS

Now let's take a few minutes to share "Good News from the Kingdom." Be excited as you read about what is happening around the world. Have a globe or map ready, pointing out the location as you share. Remind your students that the kingdom of God is worldwide and the victories of our brothers and sisters on other continents can inspire us and spur us on.





STORY

"TO TELL THE TRUTH"

In this story a boy finds that obeying God's word may be scary at times, but that it is always right and God blesses the one who does it.


MATERIALS USED

Reproducible Pages:

- Page B, 1 copy for each student

INSTRUCTIONS

1. Give each of the students a copy of Reproducible Page B ("To Tell the Truth") as they arrive.
2. Read the story aloud to the students.
3. Ask the following questions:
 - *Why do you think Sam went against God's word and his own conscience by cheating?*
 - *How did his knowledge of God's word help him to do what was right?*
 - *What did he learn about mercy?*
 - *If his teacher had responded by giving him an "F" and no possibility of pulling up his grade, would that have been fair? (yes—there is no guarantee that everything will always work out the way we want it to when we choose to do God's will. Our reward is that God forgives us and gives us peace in our hearts and consciences.)*
 - *What if the teacher had given him an "F"? Would that have made the proverb wrong (saying that mercy would be shown)? (No. God would have shown mercy, and that is all that really matters in the long run.)*





ACTIVITY

"A TALE OF TWO CHILDREN"

The following skits contrast a mother who obviously has her child's best interest at heart with a mother who has little concern for her child's well being. This will act as an introduction to the scripture study discussion.

MATERIALS USED

For the teacher:

- props for skits: cereal bowl, clothes, table, 2 chairs
- extra Bibles

Reproducible Pages:

- Page C, 2 copies for the teacher
- Page D, 2 copies for the teacher

PREPARATION

The teacher and an assistant will act out Skit One and Skit Two. Students will see that one mother has the child's best interest at heart and the other mother does not.

INSTRUCTIONS

1. Introduce the skits to the students instructing them to pay close attention to the motives of the mothers in each skit.
2. Act out Skit One and then Skit Two with your classroom assistant, using the appropriate props.
3. Exaggerate the mothers' roles to make the contrast obvious.
4. Ask the following questions:
 - *What do you think of the two skits?*
 - *Which one of the mothers appeared to care more about her son?*
 - *Which one of the mothers would you trust more to raise a child? Why?*
 - *Open your Bibles to Jeremiah 29:11. Who would like to read this aloud?*
 - *According to this scripture, what are God's plans designed for?*
 - *Why do you think the Bible has so many rules and guidelines?*
 - *Just like the trustworthy parent in the skit, God gives us reason to trust him because he always has our best interest at heart. Because of this, we also know that the direction in the Bible is given for our best interest because it is God's word.*
 - *How do you think our lives are improved by living according to the Bible?*

SCRIPTURE STUDY

Have the students turn to John 8:31-32. Have a volunteer read aloud.

- *What will happen if we hold to the teachings of the Bible? What will happen if we only say we believe in the Bible, but not obey it?*
- *Can you think of a single thing that the Bible tells you to do that will harm you?*

Have the students turn to John 15:9-11. Have a volunteer read aloud.

- *Why does Jesus want you to obey his commands? (So that your joy can be complete.)*
- *What do you think it means to have complete joy? Does it sound like something that would make you happy?*
- *Do you feel you can trust someone who only has your happiness at heart? How does thinking about this passage make you feel about God?*
- *What do you think are some consequences of not following the Bible? (Allow discussion.)*
- *What are some situations that you run into at school where you have to decide whether you are going to obey God's word or not?*
- *What are the results when you do obey God's word and when you don't?*





SCRIPTURE MEMORY

"For I know the plans I have for you," declares the Lord, "plans to prosper you and not to harm you, plans to give you hope and a future."
Jeremiah 29:11

MATERIALS USED

For the teacher:

- scissors
- envelopes

Reproducible Pages:

- Page E, 1 copy for every 5 students
- Page F, 1 copy for each student

PREPARATION

1. Cut the copies of Reproducible Page E (Memory Verse Puzzle) into puzzle pieces with each word being a puzzle piece.
2. Place each set in an envelope.

INSTRUCTIONS

1. Divide the class into teams of five students each.
2. Give each team an envelope.
3. Give a clear signal to begin the race to assemble the scripture correctly.
4. The first team finished wins, and one of the students reads the scripture aloud.
5. You may have to give hints if none of the teams is able to construct the scripture.
6. Give each student a copy of Reproducible Page F (Memory Verse) to take home.

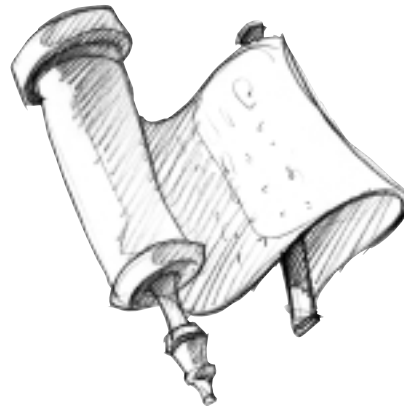
WEEKLY CHALLENGE AND SNACK TIME

If your students bring a snack, allow them to eat while you explain to them the challenge for the week.

God's care and love for us is limitless. This week, look for all the ways that God and his word guide you in the right way to live. Keep a list of all the things you discover throughout the week. Each day, pray with gratitude for everything on the list. Share with your family and friends all the ways you see God taking care of your life.

CONCLUSION

End the class with a prayer.



WEEKLY CHALLENGE

Keep a list this week of all the ways that God and his word guide you and protect you. Pray with great thanksgiving each day for everything on your list, and share what you are learning with your family and friends.

TRUSTWORTHINESS OF THE BIBLE

LESSON TEXT

Jeremiah 29:11; 1 Samuel 17:34-37, 18:12-14; 2 Samuel 11:1-27, 12:9-10; Psalm 51:10-13

LESSON OBJECTIVES

- The students will explain how God's word can protect us from much pain in our lives.
- The students will cite one example of a Biblical figure who followed God's word and one who did not.
- The students will express gratitude throughout the week to God for all the ways he cares for them.

MATERIALS NEEDED

For each student:

- pen or pencil

For the teacher:

- extra Bibles

Reproducible Pages:

- Page G, 1 copy for each student
- Page H, 1 copy for the teacher
- Page I, 1 copy for the teacher
- Page J, 1 copy for the teacher
- Page K, 1 copy for the teacher
- Page L, 1 copy for the teacher

LESSON PLAN

Getting Ready

Faithful Instruction
Teacher Focus
Teacher Tips
Preclass Activity: Practical Proverbs
Starting Up
Welcome and Singing
Opening Prayer and Review
Great News Sharing

Getting into God's Word

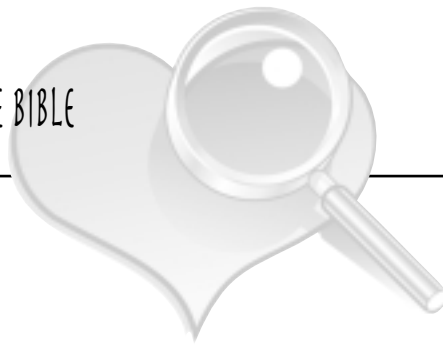
Scripture Study
Activity: Repent or Perish

Getting It to Others

Scripture Memory: Jeremiah 29:11
Weekly Challenge and Snack Time
Conclusion

SCRIPTURE MEMORY VERSE

"For I know the plans I have for you," declares the Lord, "plans to prosper you and not to harm you, plans to give you hope and a future"
Jeremiah 29:11



FAITHFUL INSTRUCTION

TEACHER FOCUS

Pray before you prepare this lesson. Read Jeremiah 29:11, John 8:31-32 and John 15:9-11. What and whom do you trust? Does your education make you secure? Does your job give you comfort and a solid foundation? Do you rely on friends and family to be your strength? While each of these has its value in our lives, our relationship with God and our knowledge of his word should give us the most security and comfort. If we believe that God's love for us is perfect, we will trust his word to be the sole guide and foundation for everything we do.

TEACHER TIPS

Teaching preteens to trust completely is a difficult task. They are at an age where they question all aspects of their lives. The teaching and advice that you give them, both inside and outside of the class, should lead them to a deep, solid trust of God, his motives and the perfection of his plan for our lives. At every opportunity, share how your devotion to his word has changed potentially bad consequences to great blessings in your life. This will inspire them to also trust him fully.

PRECLASS ACTIVITY

PRACTICAL PROVERBS

The students will consider several life situations and then see how practical the proverbs are in giving them direction to deal with the situations.

MATERIALS USED

For each student:

- pen or pencil


Reproducible Pages:

- Page G, 1 copy for each student

INSTRUCTIONS

1. As the students arrive, give each a copy of Reproducible Page G (Practical Proverbs) and a pen or pencil.
2. Ask them to complete as much of the handout as possible before class begins.
3. Have the students hold on to their handouts until the Scripture Study segment of the class.
(Answer key below.)

1. Proverbs 11:13
2. Proverbs 10:4
3. Proverbs 11:2
4. Proverbs 27:4
5. Proverbs 12:18
6. Proverbs 23:20-21



STARTING UP

WELCOME AND SINGING


Call the students together in a circle. Welcome everyone by name, being sure to recognize anyone who is visiting. Let them know how glad you are to see them and how much you looked forward to being with them. Sing a few great songs.

OPENING PRAYER AND REVIEW

- Open with one of the students thanking God that he has given us his word to guide and direct us.
- Have one student recite the memory verse for this lesson: Jeremiah 29:11.
- Have a student briefly review the previous lesson (Core Lesson).

GREAT NEWS SHARING

Allow several minutes for the students to share great news about their lives. This could be about a family member who became a disciple, someone healed from an illness, someone studying the Bible, great grades, etc. Remind the students to be brief so that as many as possible can share.





SCRIPTURE STUDY

MATERIALS USED

For the teacher:

- extra Bibles
- Please take out your copies of Reproducible Page G (Practical Proverbs) from the Preclass Activity.
- Who would like to share which scriptures they chose for the bad situations? (See answer key on page 9.)
- According to these scriptures, what do you think would happen if we didn't live according to the Bible?
- Based on your answers, what do you think was God's motive behind creating a Bible with so many guidelines? (purely love / desire to protect us from hurtful and harmful things in life)
- How does knowing his motives help us to trust the Bible?
- Have any of you had an experience this week that showed you how much better it is to trust the Bible than to live by our own guidelines? (Be ready to offer several examples from your life.)
- The Bible is filled with many examples of people who decided to trust God's word and obey as well as many others who did not. Today, we will look at the consequences suffered by some of those who chose not to obey and the great blessings enjoyed by some of those who decided to trust God's word and to obey it.

Have the students turn to 1 Samuel 17:34-37. Choose one student to read aloud.

- What kind of relationship did David have with God? (He was close to God. / He had full faith and confidence in God. / He trusted that God was always for him and not against him.)

Have the students turn to 1 Samuel 18:12-14. Choose one student to read aloud.

- Why was David so successful? (The Lord was with him. / The Lord honored David's desire to please him.)
- What does it mean for God to be with him? (God knew David loved him and gave him victories and blessings because of this.)

Have the students turn to 2 Samuel 11:1-27 and 12:9-

10. Allow three students to read aloud.

- Why was God displeased with David? (First he sinned with Bathsheba. Then he sinned by having her husband killed.)
- What should David have done when he was tempted to sin? (prayed / spent time with God / confided in a friend)
- If he had prayed, spent time with God and confided in a friend, what might have happened? (Allow responses from the students.)
- What did God do to punish David? (He told him that the sword would not depart from his house. / David would have difficult times and deaths in his immediate family.)

Have the students turn to Psalm 51:10-13. Allow one student to read.

- From reading this passage, what do you think happened to David after he repented? (gave him a purified heart / restored to him the joy of his salvation / allowed him to teach others)
- What do you think would have happened to David if he hadn't repented? (would have moved away from his relationship with God / wouldn't have been close to God any more / would have felt guilty and miserable)

Because David loved God and desired to please him, he was moved to repent. As a result, God blessed him and prospered him.

ACTIVITY

REPENT OR PERISH

The students will consider the lives of several people from both the Old and New Testaments. Some were obedient to God and others were not. The students will see the results of obedience and of disobedience. They will then act out stories that show results of obedience and disobedience.

MATERIALS USED

For each student:

- pen or pencil
- Reproducible Pages:
 - Page H, 1 copy for the teacher
 - Page I, 1 copy for the teacher
 - Page J, 1 copy for the teacher
 - Page K, 1 copy for the teacher
 - Page L, 1 copy for the teacher



INSTRUCTIONS

1. Divide the class into five groups, and give each group a copy of one of the Reproducible Pages H-L (Repent or Perish).
2. Each group should read and respond to the questions on its sheet. You and your assistants should help each group with its responses.
3. Each group should then use their responses to create a skit with two different endings. One ending should reflect the consequences of not obeying God's word, while the other should show the benefits of obeying God's word. The skit can either be about the Biblical figure on the worksheet or a dilemma that is similar to the one that person faces.
4. Allow enough time for each group to perform their skits in front of the class.



SCRIPTURE MEMORY

"For I know the plans I have for you," declares the Lord, "plans to prosper you and not to harm you, plans to give you hope and a future."
Jeremiah 29:11

INSTRUCTIONS

1. Have the students in each group (from the previous activity) choose a person to represent them in the "Memory Verse Challenge."
2. Have those five students stand in front of the classroom and quote the memory verse in unison.
3. Ask for five other volunteers if time permits.

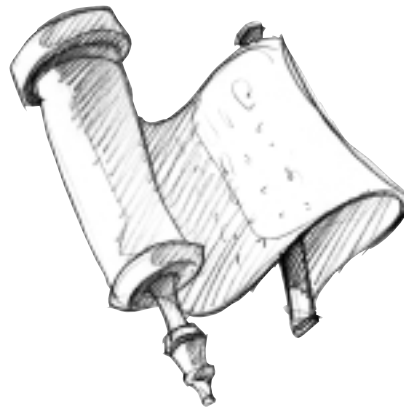
WEEKLY CHALLENGE AND SNACK TIME

If your students bring a snack, allow them to eat while you remind them of the challenge for the week.

The challenge this week is for the students to look for all the ways that God and his word guide them in their lives. They are to keep a list of all the things they discover throughout the week, and each day, pray with gratitude for everything on the list. The students should also be sharing with their family and friends all that they are learning.

CONCLUSION

End the class with a prayer.



WEEKLY CHALLENGE

Keep a list this week of all the ways that God and his word guide you and protect you. Pray with great thanksgiving each day for everything on your list, and share what you are learning with your family and friends.

"WHY" QUESTIONNAIRE

Please answer these questions seriously and to the best of your ability. Be as specific as you can with your answers.

1. Why do your parents make you brush your teeth?

2. Why do your parents make you eat vegetables?

3. Why do your parents make you wash your hands before you eat?

4. Why do your parents want you to tie your shoes?

5. Why do your parents tell you to put your coat on before going outside on a cold day?

6. Why do your parents tell you to do your homework?

7. Why do your parents teach you to cover your mouth when you cough?

8. Why do your parents not allow you to hit others?

9. Why do your parents expect you to always tell the truth?

10. Why do your parents require that you clean your room and make your bed?

11. Why do your parents want you to pay attention at school?

12. Why does the teacher ask you not to talk while he or she is talking?

13. Why do your parents have a specific time for you to be home?

TO TELL THE TRUTH

It was time for the big test. Sam's teacher had said that it would count for one-third of the grade this term. Sam was absolutely determined to get a good grade. Well, that is, he was determined until Brad asked him to come out and shoot a few hoops.

Sam thought, *I probably should study for the test, but...I'll just play a little while. I'll still have plenty of time to study.*

Time passed quickly, as it usually does when you are having fun. Two hours later it was beginning to get dark. His mom called him in for dinner.

It's okay, he thought. I still have plenty of time to study tonight. Then he remembered...*tonight is midweek service. I'm not going to have any more time until at least 9:30. And Mom and Dad won't let me stay up much later to study.*

Sam realized that he had blown it. But he didn't say anything to his parents.

In preteen class that night, they studied different verses from the book of Proverbs. One verse was Proverbs 28:13:

He who conceals his sins does not prosper
but whoever confesses and renounces them finds mercy.

Sam was so distracted by the upcoming test, that he hardly paid any attention to what they were learning that night.

The next day, in a moment of sheer panic, Sam decided to write down several answers to some geography questions on his arm. All he had to do was push up his sweater and read the answers if he needed them, which he was sure that he would. He felt some guilt, but his desire to get a good grade was stronger than his desire to do what was right.

During the test, he looked at his arm five times to get answers. He knew he didn't do very well on the test, but he was pretty sure he had passed it at least.

When he got his test back, he was relieved that he had passed. Then he realized that he has passed only because he got the five questions right.


At that point, guilt began to set in. *Should I tell the teacher? Should I come clean? What will the teacher do? Will she fail me?*

Then the proverb he had studied on Wednesday night came to him. He realized that he was "concealing" his sin. But would he really find "mercy" if he confessed to his teacher? His conscience was hurting so much, that he finally decided that he would obey God's word and do what was right.

He walked up to the teacher's desk and asked if he could talk with her privately. She stepped out in the hall with him while the others were reading their assignment. And he told her the truth about the five questions.

She said, "Sam, I really respect you for telling me the truth on this. I know that students cheat all the time without ever being willing to tell me. I will have to take off the credit for those five questions. But, just because I respect you for telling the truth, I will allow you to do an extra assignment to make up the points for those questions. You can go back to your seat now."

Sam smiled to himself and to God as he walked back into the classroom. He knew that his teacher had showed him mercy, but he also knew from God's word that he had shown him mercy too. And he was glad.



SKIT ONE

Opening Scene: Mother is placing bowls and spoons on the table. She places two cans of soda on the table. Clothes and shoes are strewn all over the floor and draped over the chairs.

Son: (Walks in from outside with his unzipped coat on backwards. He is holding the newspaper.) Hey Mom, here's the paper! (Son takes off coat and goes to hang it on a pretend coat rack.)

Mom: (Turns and looks at son with shocked expression. She puts her hands on her hips.) "I beg your pardon, what do you think you are doing hanging up that coat? Put that on the floor right now with all the other coats, and while you're at it, don't forget to tie your shoelaces together!

Son: But, mom, I can't walk like that!

Mom: Don't "but" me. Stop whining and just tie them! And then sit down and eat your breakfast!

Son: (Son bends down reluctantly and ties his shoes together. He then hops over to the table to sit down. While trying to pull the chair out to sit, he falls over. He gets up into the chair.) What's for breakfast, Ma?

Mom: Same as usual, a bowl of sugar and a soda.

Son: Awe, Mom! Do I have to eat the whole bowl; it gives me such a stomachache!

Mom: I don't wanna hear one more complaint out of you. Now be quiet and eat. (She stares at her son with wide eyes and clasps her face in her hands. Her mouth drops open.) Young man, have you been brushing your teeth again? And who told you to wash your hands before eating?

Son: Mom, I had to, my teeth felt fuzzy and my gums are killing me. Not to mention that my friends won't get within five feet of me because my breath is so bad. It even makes me feel sick!

Mom: Enough! I don't want to hear another word out of you! I've told you at least a dozen times: you only brush your teeth on the day of a dentist appointment! Is that understood? You still have at least five teeth left that don't have fillings! What's your problem? Now hurry up and eat. The Saturday five-hour cartoon marathon is about to start.

Son: But mom...I have so much homework to do. I have two tests on Monday and another test on...

Mom: That's enough, the marathon is more important. Besides, it uses less brain cells. Oh, by the way, I called your teacher yesterday and she told me that you were paying attention in class ALL week. What's wrong with you? Didn't I tell you school is for playing, not for learning?

SKIT TWO

Boy enters kitchen where Mom is doing the dishes.

Mom: Hi honey. Did you have a nice day at school?

Son: It was OK. I got in trouble for not paying attention in class.

Mom: Dear, I told you that you must pay attention so you will learn, be a great example and get a great job when you get older.

Son: But it's so boring.

Mom: Did you eat the lunch I made you?

Son: Yeah, I ate it. The other kids get candy and cakes in their lunch. How come I only get healthy stuff?

Mom: I want you to grow up strong and healthy so you will feel good.

Son: I don't want to feel good; I want a candy bar!

Mom: Wash up...I'll fix you a snack.

Son: I washed this morning.

Mom: Your hands have germs on them...you have to wash again so you don't get sick.

Son: Can I have a soda?

Mom: No, here is some milk and some fresh carrot sticks.

Son: (Mumbles) I hate carrot sticks. After my snack, can I go out and play?

Mom: Not unless you have finished all your homework.

Son: I don't have any today. (Starts out the door). See you later.

Mom: Get back here young man and put a jacket on.

Son: It's warm outside. I don't need it.

Mom: You'll catch a cold. Now put on this jacket and zip it up.

Son: OK. OK.

Mom: Please don't be late for dinner. I want you home by 6:00 sharp! (She smiles as he walks out.)

MEMORY VERSE PUZZLE

“For I know the
plans I have for
you,” declares the Lord,
“plans to prosper you
and not to harm
you, plans to give
you hope and a
future.”

Jeremiah 29:11

SCRIPTURE MEMORY VERSE

"For I know the plans I have for you," declares the Lord, "plans to prosper you and not to harm you, plans to give you hope and a future."

JEREMIAH 29:11

WEEKLY CHALLENGE

Keep a list this week of all the ways that God and his word guide you and protect you. Pray with great thanksgiving each day for everything on your list, and share what you are learning with your family and friends.

PRACTICAL PROVERBS

Directions: Beside each situation listed below, put the scripture reference that best fits.

Proverbs 11:2

Proverbs 23:20-21

Proverbs 12:18

Proverbs 27:4

Proverbs 10:4

Proverbs 11:13

1. Your friend gossips about another friend to you. _____
2. Your friend never cleans his messy room because he is lazy. _____
3. You never ask for help in math and end up failing the class. _____
4. You are jealous because your best friend went to the mall with another friend. _____
5. You have said something really hurtful and mean to your younger brother. _____
6. You eat too much candy. _____



REPENT OR PERISH

Name: Saul

Book in the Bible: 1 Samuel

Specific Reference: 15:1-25

Answer the following questions:

What specific instructions did the Lord give to Saul? (vv1-3)

What was Saul told he MUST destroy? (v3)

How did Saul disobey God's instructions? (v9)

How did God feel toward Saul as a result of Saul's disobedience? (vv10-11)

What was Saul's response to God's rebuke? (vv20-21)

What sin kept Saul from repenting?

REPENT OR PERISH

Name: *Esther*

Book in the Bible: Esther

Answer the following questions:

Why was Queen Vashti banished by King Xerxes? (1:16-17)

What was the new queen, Esther, afraid of? (4:9-11)

Why did Mordecai challenge Esther? (4:12-14)

Quote a statement that shows Esther's repentance. (4:15-16)

Does Esther have a humble or prideful attitude toward King Xerxes? (5:4)

How were Esther and Mordecai rewarded? (7:1-2 and 8:1-2)

Who triumphed as a result of Esther's obedience to God? (9:1-3)

REPENT OR PERISH

Names: Judas and Peter

Books in the Bible: Matthew, Mark and John

Answer the following questions:

How did Judas displease God? (Luke 22:3-6; Matthew 26:23-25)

How did Judas feel after he betrayed Jesus? (Matthew 27:1-4)

What did Judas do? (Matthew 27:5)

Did Judas repent?

How did Peter displease God? (Mark 14:66-71)

How did Peter feel after he betrayed Jesus? (Mark 14:72)

What did Peter do? (Mark 14:72)

Did Peter repent? (John 21:15-19)

REPENT OR PERISH

Names: Lot and His Wife
Book in the Bible: Genesis

Specific Reference: 19:14-29

Answer the following questions:

What specific instructions did the Lord give to Lot (through the angels he sent)? (19:17)

What request did Lot make of God? (19:18-20)

What was God's response to Lot? (19:21)

What happened to the cities, Sodom and Gomorrah? (19:24-25)

How did Lot's wife disobey God's instructions? What happened to her as a result of her disobedience? (19:26)

(NOTE: a pillar is like a column.)

Why was Lot's life spared? (19:29)

REPENT OR PERISH

Names: *Disciples and Ananias and Sapphira*

Book in the Bible: Acts

Specific References: 4:32-37 and 5:1-11

Answer the following questions:

How did the disciples take care of each other? How were their attitudes like Jesus'? (4:32-37)

What was God's response to the disciples' lives? (4:33)

What sin did Ananias commit? (5:3-4)

What sin did Sapphira commit? (5:7-8)

How did their sin hurt them? (5:5-6, 9-10)

How did their actions impact the whole church? (5:11)

How does God feel when we lie? How do our lies affect other people?
