

Seven Churches

Lesson Objectives

- The students will hear how Jesus addressed the seven churches.
- The students will state one result of perseverance.
- The students will state one way that they will persevere.

Lesson Text

Revelation 2-3

Scripture Memory Verse

"To him who overcomes, I will give the right to sit with me on my throne, just as I overcame and sat down with my Father on his throne."

Revelation 3:21

Lesson Plan

Greeting and Registration

Preclass Activity: Where Are We?

Welcome and Singing

Centers:

Bible Story: Write This Down

Craft: Per•se•vere

Scripture Memory: Please Sit Down

NOTE: Allow time for a snack.

per•se•vere

\,pər-sə-'vir\ vi

[from Latin *per*-through
+ *severus* severe]:

- to never give up, quit or stop no matter how hard it gets, how much it hurts, or how long it takes
- to keep going no matter what your opposition may think, say or do

P
R
E
•
C
L
A
S
S

Seven Churches

Where Are We?

The students will preview today's Bible Story as they learn the names of the churches in Revelation.

Materials

For each student:

- crayons or markers

For the teacher:

- 7 pieces of poster board, 22" x 28"
- masking tape or pushpins
- marker
- stickers with the alphabet (optional)
- letter stencils (optional)
- glitter pens (optional)

Preparation

1. Neatly print on each piece of poster board: "To the angel of the church in _____."
2. Fill in each blank with one of the names of the churches from Revelation: Ephesus, Smyrna, Pergamum, Thyatira, Sardis, Philadelphia, Laodicea.
3. Place the pieces of poster board around the Preclass area so small groups of students can work on each one. Distribute the crayons, markers and any additional writing materials to each poster area.

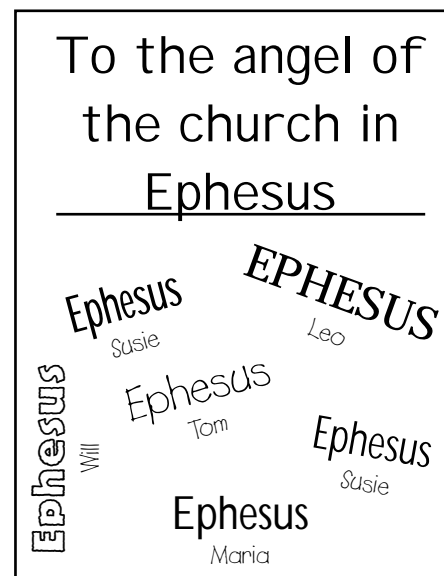
Instructions

1. Greet the students as they arrive. Tell them that today begins a new unit about the New Testament book of Revelation. Explain that today they will learn about the seven churches from Revelation chapters 2 and 3. Tell the students that they will be creating posters that will be displayed throughout this unit.

2. Direct the students to the pieces of poster board that you prepared. Point out that the name of each church is underlined. Explain that they should write the name of the church in whatever style they chose on the poster board for that church. For example, some students may want to write the name in bubble letters, or in different colors or with designs they make up. If the supplies are available, the students may use stickers, stencils or glitter pens to write the church names.
3. Encourage the students not to take too much time on any one poster board so that they can get to all seven. Have the students write their name in small letters beside each one they do.
4. Circulate among the students to offer help and encouragement.
5. Collect the posters and display them around the Bible Story area for the students to see.

Teacher Tips

- For smaller groups, you may want to have the students make a collage of all seven church names on one piece of poster board or banner paper.



Seven Churches

Write This Down

The students will learn about the message Jesus spoke to the seven churches of Asia (presently Turkey) in the book of Revelation.

Materials

For the teacher:

- 7 posters from Preclass Activity
- 8 self-sticking name tags
- 7 pieces of paper
- pen and marker
- scissors
- large writing surface

Reproducible Pages:

- Page A, 1 copy for the teacher
- Page B, 1 copy for the teacher
- Page C, 1 copy for the teacher
- Page D, 1 copy for the teacher

Preparation

1. Neatly print each of the following on the name tags: John, Ephesus, Smyrna, Pergamum, Thyatira, Sardis, Philadelphia, Laodicea.
2. Cut out each of the seven letters from your copies of Reproducible Pages A, B, C and D. If possible, enlarge each individual letter. Place the letters in the order listed in Step 1.
3. Have the seven posters from the Preclass Activity displayed where your students can see them.
4. Practice presenting this activity with enthusiasm and excitement.

Introducing the Bible Story

Open your Bible to Revelation. Explain that Revelation is the last book of the New Testament and was written by the apostle John. *Because of his faith in Jesus, John was a prisoner on the island of Patmos when he wrote Revelation. God gave John this vision or "revelation" to help the disciples persevere through difficult times and be inspired about going to heaven.*

Many people have misunderstood Revelation because it contains some ideas that are hard to understand. But God intended for the book to help open our eyes and inspire us to persevere—even through hard times!

Show the students the name tags you prepared. Read each name to the students and have them repeat after you. Choose one student to be "John" and give him his name tag. Point out that the remaining names on the tags are the same names of the churches that they wrote on the posters. Distribute the rest of the name tags to the students to put on. Tell them that they will wear these to represent the angels of each of these different churches.

Presenting the Bible Story

Have the students sit in a circle. Tell them that in Revelation chapters 2 and 3 Jesus tells John what to write to the angels of the seven churches—Ephesus, Smyrna, Pergamum, Thyatira, Sardis, Philadelphia, and Laodicea. Read this list again, having the students raise their hands when the church on their tag is read.

Have "John" stand with you in the middle of the circle. Give him the seven letters that you prepared, in order, and the pen. Tell the group that you will be speaking as Jesus did to John in Revelation. The student playing John will pretend to write a letter to each of the angels of the other churches and then give them the letters. For example, look at the student playing John and say: *To the angel of the church in Ephesus write these words...* Then have "John" stand and face the student wearing the Ephesus name tag and pretend to write the first letter. When you are finished reading the Ephesus letter, have "John" hand the letter to the "angel."

Sharing with Others

Tell the students that what they heard were only portions of the letters in Revelation. Ask the students how it makes them feel to know that God sees what we do and that he "knows our deeds." Encourage the students to share today's Bible Story with their parents this week. Close with a prayer thanking God for the message of Revelation.

Teacher Tips

- Budget your time carefully so that you can finish the entire activity.
- If you have more students than name tags, pair the students; if you have fewer students than name tags, double up on the tags.



3rd and 4th Grades

Seven Churches

Revelation Bible Story Guide

Teacher says: <i>To the angel of the church in...</i>	Teacher says: <i>Write these things down:</i>
Ephesus	"I know your deeds, your hard work and your perseverance....You have persevered and have endured hardships for my name, and have not grown weary. Yet I hold this against you: You have forsaken your first love. Remember the height from which you have fallen! Repent and do the things you did at first." (Revelation 2:2-5)
Smyrna	"Do not be afraid of what you are about to suffer. I tell you, the devil will put some of you in prison to test you, and you will suffer persecution for ten days. Be faithful, even to the point of death, and I will give you the crown of life." (Revelation 2:10)
Pergamum	"I know where you live—where Satan has his throne. Yet you remain true to my name. You did not renounce your faith in me, even in the days of Antipas, my faithful witness, who was put to death in your city—where Satan lives. Nevertheless, I have a few things against you: You have people there who hold to the teaching of Balaam, who taught Balak to entice the Israelites to sin by eating food sacrificed to idols and by committing sexual immorality....Repent therefore! Otherwise, I will soon come to you and will fight against them with the sword of my mouth." (Revelation 2:12-16)
Thyatira	"I know your deeds, your love and faith, your service and perseverance, and that you are now doing more than you did at first. Nevertheless, I have this against you: You tolerate that woman Jezebel, who calls herself a prophetess. By her teaching she misleads my servants into sexual immorality and the eating of food sacrificed to idols. I have given her time to repent of her immorality, but she is unwilling. So I will cast her on a bed of suffering...Then all the churches will know that I am he who searches hearts and minds, and I will repay each of you according to your deeds." (Revelation 2:19-23)
Sardis	"I know your deeds; you have a reputation of being alive, but you are dead. Wake up! Strengthen what remains and is about to die, for I have not found your deeds complete in the sight of my God. Remember, therefore, what you have received and heard; obey it, and repent. But if you do not wake up, I will come like a thief, and you will not know at what time I will come to you." (Revelation 3:1-3)
Philadelphia	"I know your deeds....I know that you have little strength, yet you have kept my word and have not denied my name....Since you have kept my command to endure patiently, I will also keep you from the hour of trial that is going to come upon the whole world to test those who live on the earth." (Revelation 3:8-10)
Laodicea	"I know your deeds, that you are neither cold nor hot. I wish you were either one or the other! So, because you are lukewarm—neither hot nor cold—I am about to spit you out of my mouth. You say, 'I am rich; I have acquired wealth and do not need a thing.' But you do not realize that you are wretched, pitiful, poor, blind and naked....Those whom I love I rebuke and discipline. So be earnest, and repent." (Revelation 3:15-19)

C

R

A

F

T

Seven Churches

Per•se•vere

The students will make a magnet to remind them of this week's Bible Story.

Materials

For each student:

- scissors
- glue stick
- poster board, 3½" square
- clear contact paper, 4" x 6"
- piece of magnetic stripping, 1" x 2"

For the teacher:

- scissors

Reproducible Pages:

- Page E, 1 copy for each student
- Page F, 1 copy for every 4 students on labels (optional—see Teacher Tips)

Preparations

1. Cut a 3½" square piece of poster board for each student.
2. Cut a 4" x 6" square piece of contact paper for each student.
3. Cut a 1" x 2" piece of magnetic stripping for each student.

Instructions

1. Introduce today's activity: *In today's lesson, you are learning about the New Testament book of Revelation, in which the apostle John reveals the visions that God gave him about what would happen to the church in the future. In Revelation, John reveals Jesus' messages to seven churches in Asia so that they will repent and receive God's blessing. Jesus begins by telling the churches that he knows their deeds. After telling each church how he feels about them, he ends almost every letter telling the disciples how they need to repent. To the churches who overcome—or persevere through hard times—Jesus promises God's blessings. The message to repent and overcome is still very important today. In your craft, you will make a magnet to remind you of the message to persevere. Show the students your magnet and read the definition of "persevere."*

2. Distribute the copies of Reproducible Page E, scissors, poster board and glue sticks. Have the students cut out the cards. Have them glue their cards to the poster board, see Figure A. Then have the students cut off any excess edges from the cards.
3. Have the students write their names on the backs of the cards.
4. Distribute the clear contact paper. Help the students to laminate their cards, and then trim off any excess contact paper.
5. Distribute the magnets. Help the students attach the magnets to the backs of their cards. See Figure B.

Conclusion

Ask the students how it makes them feel to know that God wants to help them persevere and make it to heaven. Close with a prayer thanking God for the ability to persevere.

Teacher Tips

- If possible, reproduce Page F on 8½" x 11" white labels. Then cut out the "cards" making stickers. Distribute the stickers to the students at the end of the activity.

per•se•vere
 \pər-sə-'vir\ vi
 [from Latin *per*-through
 + *severus* severe]:

- to never give up, quit or stop no matter how hard it gets, how much it hurts, or how long it takes
- to keep going no matter what your opposition may think, say or do

Seven Churches

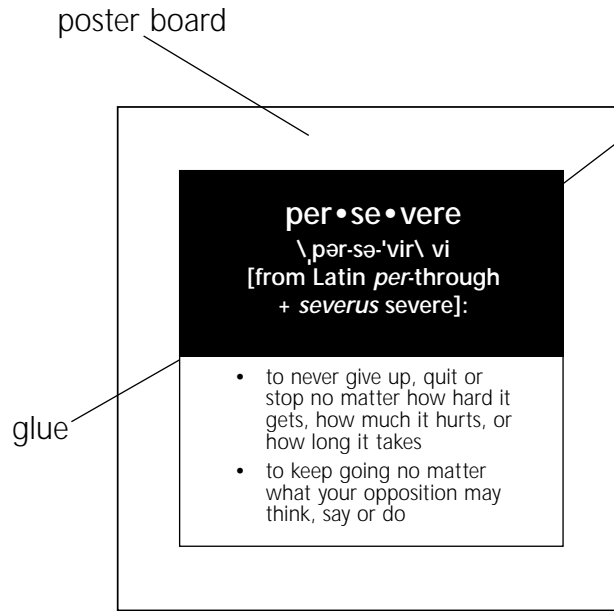


Figure A

magnet
card
from
Reproducible
Page E

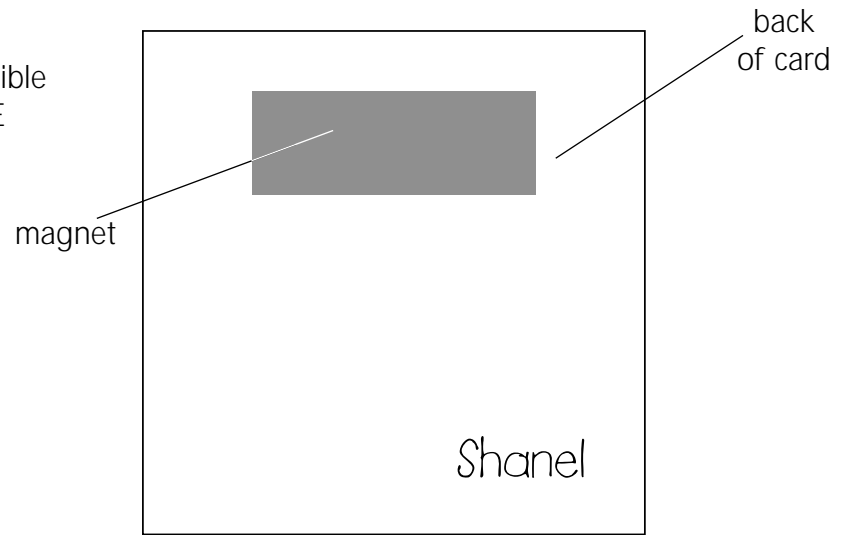


Figure B

Seven Churches

Please Sit Down

The students will learn and memorize this week's Scripture Memory Verse by using a "throne."

Scripture Memory Verse

"To him who overcomes, I will give the right to sit with me on my throne, just as I overcame and sat down with my Father on his throne."

Revelation 3:21

Materials

For the teacher:

- chair

Preparation

Practice leading this activity.

Instructions

1. Introduce today's activity: *In today's lesson, you are learning about the New Testament book of Revelation, in which the apostle John reveals the visions that God gave him about what would happen in the future to the church. In Revelation, John reveals Jesus' messages to seven churches in Asia so that they will repent and receive God's blessing. Jesus begins by telling the churches that he knows their deeds. After telling each church how he feels about them, he ends almost every letter telling the disciples how they need to repent. To the churches who overcome—or persevere through hard times—Jesus promises God's blessings. The message to repent and overcome is still very important today. In the Scripture Memory Verse, you will learn a very important verse about overcoming and persevering.*
2. Show the students the Scripture Memory Verse on the back of this Lesson card and say it to them three times as they follow along silently. Ask them to say it together with you three more times. Have the students stand and say the verse and then sit and say the verse all together.
3. Ask the students what will happen to the person who overcomes, according to this scripture. (Jesus will give the right to sit with him on his throne.) Ask them what they think it means to "overcome" for God and give examples. (Persevere and don't

give up even when people make fun of us or treat us differently; remember how Jesus handled his enemies and be like him; think about making God happy; etc.) Help the students to understand that God knows that it is not always easy to live by faith and follow Jesus, but it is always worth it. Tell the students that Jesus was the greatest example of someone who had to overcome and persevere through hard times and suffer for his faith in God—so today we can follow his example of perseverance!

4. Have the students sit in a circle and put the chair in the middle. Choose one student to sit on the chair. Have the rest of the students say the Scripture Memory Verse together. Have the student in the middle choose another student to sit on the chair. Continue until every student has had a chance to sit on the chair while the rest of the group says the verse.
5. Remove the chair and stand in the center of the circle. Tell the students to stand up. Tell them to say the verse from memory. When they get to the word "sit" they should sit down until they say the word "overcome." Then they should stand up until they get to the words "sat down," when they should sit down and finish saying the verse. Do this several times.
6. Ask for volunteers to say the verse from memory alone or with a partner.

Conclusion

Ask the students what they think it would be like to sit with Jesus on his throne in heaven. Close with a prayer asking God for help to persevere.

Teacher Tips

- This activity can also be adapted to a form of musical chairs. Have the students circle a line of chairs as they say the verse. On the last word have them sit down on a chair and say the reference. The one student who does not get to a chair in time, can be the one to lead the group in saying the verse during the next round. The final student who is left sitting will be the first one to say the verse from memory to the group.



3rd and 4th Grades

“To him who overcomes, I will give the right to sit with me on my throne, just as I overcame and sat down with my Father on his throne.”

Revelation 3:21

Lesson Objectives

- The students will hear how Jesus addressed the seven churches.
- The students will state one result of perseverance.
- The students will state one way that they will persevere.

Lesson Text

Revelations 2-3

Scripture Memory Verse

“To him who overcomes, I will give the right to sit with me on my throne, just as I overcame and sat down with my Father on his throne.”

Revelation 3:21

Lesson Plan

Greeting and Registration

Preclass Activity: Map It Out

Welcome and Singing

Centers:

Life Application: Take Note

Game: The Revelation Game

Bible Skills: To the Angel

NOTE: Allow time for a snack.

D
R
E
•
C
•
A
S
S

Map It Out

The students will review this week’s lesson as they complete a map of the churches in Revelation.

Materials

For each student:

- pencil

Reproducible Pages:

- Page G, 1 copy for each student

Preparation

Complete the activity on your copy of Reproducible Page G.

Instructions

1. Greet the students as they arrive. Remind them that this week they are learning about the seven churches of Revelation. Explain that they will complete a map of these churches and then use their Bibles to match each church to its reference in Revelation.
2. Distribute the copies of Reproducible Page G and pencils. Have the students work with partners or in small groups. Help the students who did not hear this week’s Bible Story to work with those who did.
3. Circulate among the students to offer help and encouragement.
4. When the students are finished, they can check their answers with your Answer Key.

Answer Key

Revelation 2:1-7	Ephesus
Revelation 2:8-11	Smyrna
Revelation 2:12-17	Pergamum
Revelation 2:18-29	Thyatira
Revelation 3:1-6	Sardis
Revelation 3:7-13	Philadelphia
Revelation 3:14-22	Laodicea

Teacher Tips

- Bring in additional study Bibles or atlases with maps (ancient and modern) of the seven churches in Revelation to show the students.



3rd and 4th Grades

Take Note

The students will review this week's Bible Story as they think of ways that they can please God by persevering.

Materials

For each student:

- pencil
- 1 index card, 3" x 5"
- 1 blank note card and envelope

For the teacher:

- large writing surface

Preparation

1. Neatly print on the large writing surface: persevere, encourage, overcome, heaven, Revelation.
2. Read Revelation chapters 2 and 3 to review the events of this week's Bible Story.
3. Bring in a sample note of encouragement from someone in your ministry.

Reviewing the Bible Story

Open your Bible to Revelation. Remind the students that they are learning about the seven churches in Revelation chapters 2 and 3.

- *Who wrote Revelation?* (the apostle John)
- *Where was he when he wrote Revelation?* (He was a prisoner on the island of Patmos.)
- *How many churches are described in Revelation chapters 2 and 3?* (seven)
- *Whose words did John write down?* (Jesus' words)
- *What was the purpose of Revelation?* (to encourage disciples to persevere)

Life Application

Distribute the index cards and pencils. Tell the students to number the cards one to five—but NOT write their names on them. Explain that you will ask them five "Yes" or "No" questions. They should write their answers to each question on an index card. When they are finished, they should turn their cards face down.

1. *Have you ever been treated badly or made fun of because you believe in God?*
2. *Have you ever felt like you did not want to come to church?*
3. *Have you ever wondered if God loves you?*
4. *Have you ever wondered what heaven would be like?*
5. *Do you want to go to heaven?*

Collect the cards. Repeat each question and then count the results from the cards. For example: *Have you ever been treated badly or made fun of because you believe in God? Six of you said "Yes" and two of you said "No." I guess that a lot of us know what it is like to be treated badly for our faith.* Do this for the other questions, but do not dwell on any one question. Ask the students what they think about the results. Are they surprised?

Pass out the note cards to the students and have them write "Dear _____" and fill in the blank with their name. Then have them pass their cards to the students on their left. Tell them to write a short note of encouragement to the student whose name is on their note card. Based on the results of the questions, the students should write to encourage each other to persevere in their faith—the way John did in Revelation. Use the large writing surface to write any additional words that they need help spelling.

Conclusion

Show the students your note of encouragement. Read it (or parts) to the students. Explain that Revelation is God's letter of encouragement to us to never give up! Encourage the students to think of ways to persevere this week in their faith. Make sure the students exchange the notes they wrote. Close with a prayer thanking God for his encouragement to persevere.

Teacher Tips

- Never force a student to answer the questions.
- Have extra note cards for students who make mistakes.
- Bring additional items such as stickers or confetti and glue sticks for the students to use to decorate their cards.



3rd and 4th Grades



The Revelation Game

The students will review key ideas and concepts from this week's Bible Story.

Materials

For the teacher:

- paper and pencil
- large writing surface
- watch or timer with second hand



Preparation

1. Copy the following chart onto the large writing surface:

	Revelation	John	Seven Churches	Perseverance
	10	10	10	10
	20	20	20	20
	30	30	30	30

2. Practice leading this game.



Instructions

1. Introduce today's activity: *In today's lesson, you are learning about the New Testament book of Revelation, in which the apostle John reveals the visions that God gave him about the future of the church. In Revelation, John reveals Jesus' messages to seven churches in Asia so that they will repent, persevere and receive God's blessing. Jesus begins by telling the churches that he knows their deeds. After telling each church how he feels about them, he ends almost every letter telling the disciples how they need to repent. To the churches who overcome—persevere through hard times—Jesus promises God's blessings. The message to repent and overcome is still very important today. In this game, you will review key ideas from your Bible Story.*
2. Show the students the chart you prepared and explain that this game will be played like the game "Jeopardy." Read each of the categories to the students. Divide the students into two teams. It is very important to balance the students who did not hear this week's Bible Story with those who did. Have the teams each form a line in front of the large writing surface. Tell them that they may choose whatever category they want, but they must choose the point values in order.




3. Choose a student from one team to go first and stand in front of the large writing surface. Have the student choose a category. Read the ten-point question from the back of this Lesson Card to the student and tell him that the team has thirty seconds to come up with an answer. The students may use their Bibles. When time is up, the student must answer for his team. If the answer is correct, he earns ten points. If it is not correct, the other team will have ten seconds to give an answer. If correct, they receive ten points. After each question, cross out or cover the point value to avoid repeating any questions. Keep track of each team's score.
4. Choose a student from the next team to choose a category. Continue playing, having the teams take turns sending a student to the large writing surface to choose a question.
5. Total each team's points at the end and encourage them for their efforts.

Conclusion

Ask the students how it makes them feel to know that God wants them to persevere in their faith. Close with a prayer thanking God for the encouragement of Revelation.

Teacher Tips

- If for some reason the students in your group did not hear this week's Bible Story, eliminate the time limits for the questions and let them use their Bibles until they find the answers.



The Revelation Game Question and Answer Chart

	Revelation	John	Seven Churches	Perserverance
10 points	<i>From what two chapters does this week's Bible Story come? (2 and 3)</i>	<i>True or False: John the Baptist wrote the book of Revelation. (False—the apostle John)</i>	<i>Name one of the seven churches in Revelation chapters 2 and 3. (Ephesus, Smyrna, Pergamum, Thyatira, Sardis, Philadelphia, Laodicea)</i>	<i>Fill in the blank from Revelation 2:2: "I know your _____" (deeds)</i>
20 points	<i>How many chapters are in the book of Revelation? (22)</i>	<i>True or False: The apostle Paul wrote Revelation from the island of Patmos. (False—the apostle John)</i>	<i>Name two more of the seven churches in Revelation 2 and 3—not including the one already named. (Ephesus, Smyrna, Pergamum, Thyatira, Sardis, Philadelphia, Laodicea)</i>	<i>Why does the Bible tell disciples to persevere? (Because Jesus did; because being with God in heaven is worth it. Answers will vary, accept any reasonable response.)</i>
30 points	<i>What was the purpose of the book of Revelation? (to encourage the disciples to persevere)</i>	<i>True or False: John was on the island of Patmos as a prisoner. (True)</i>	<i>Name three more of the seven churches in Revelation 2 and 3—not including the ones already named. (Ephesus, Smyrna, Pergamum, Thyatira, Sardis, Philadelphia, Laodicea)</i>	<i>What is one result of perseverance? (God's blessing; heaven; etc. Answers will vary, accept any reasonable response.)</i>



3rd and 4th Grades

B
I
B
L
E
S
K
I
L
S**To the Angel**

The students will review the names of the seven churches in Revelation through this fun activity.

Materials

No additional materials are needed.

Preparation

Practice this activity.

Instructions

1. Introduce today's activity: *In today's lesson, you are learning about the New Testament book of Revelation, in which the apostle John reveals the visions that God gave him about the future of God's church. In Revelation, John reveals Jesus' messages to seven churches in Asia so that they will repent, persevere and receive God's blessing. Jesus begins by telling the churches that he knows their deeds. After telling each church how he feels about them, he ends almost every letter telling the disciples how they need to repent. To the churches who overcome—persevere through hard times—Jesus promises God's blessings. The message to repent and overcome is still very important today. In this activity, you will review the names of the seven churches from Revelation.*
2. Using the list on the back of this Lesson Card, say each of the names of the seven churches to the students and have them repeat them after you. Tell the students that today's activity involves their ability to remember these names.
3. Have the students sit in a circle. Tell them that you will begin by saying: *To the angel of the church in Ephesus.* The next student in the circle will repeat, followed by the next student who repeats, and so on until everyone is finished. Start the next round, saying: *To the angel of the church in Ephesus and Smyrna.* Have the students each repeat after you, one at a time, going around the circle. Continue each new round adding one more church and have each student go around the circle repeating the exact same thing. Encourage the students to help each other if they forget a name.

Conclusion

Ask for a volunteer to say the names of all seven churches from memory. Encourage the students to try this activity at home this week. Close with a prayer thanking God for the Bible.

Teacher Tips

- If for some reason the students in your group have not had the Bible Story, post the names of the seven churches where they can see them during this activity.

Ephesus
(EFF-eh-siss)

Sardis
(SAR-diss)

Smyrna
(SMUR-na)

Philadelphia
(fill-uh-DELL-fee-uh)

Pergamum
(PERG-uh-mum)

Laodicea
(lay-odd-ih-SEE-uh)

Thyatira
(thigh-uh-TY-rah)

Core/Bible Story

1 copy for the teacher

"To the angel of the church of Ephesus write:

I know your deeds, your hard work and your perseverance....You have persevered and have endured hardships for my name, and have not grown weary.

Yet I hold this against you: You have forsaken your first love. Remember the height from which you have fallen! Repent and do the things you did at first." (Revelation 2:2-5)

"To the angel of the church of Smyrna write:

Do not be afraid of what you are about to suffer. I tell you, the devil will put some of you in prison to test you, and you will suffer persecution for ten days. Be faithful, even to the point of death, and I will give you the crown of life." (Revelation 2:10)

Core/Bible Story

1 copy for the teacher

"To the angel of the church of Pergamum write:

...I know where you live—where Satan has his throne. Yet you remain true to my name. You did not renounce your faith in me, even in the days of Antipas, my faithful witness, who was put to death in your city—where Satan lives.

Nevertheless, I have a few things against you: You have people there who hold to the teaching of Balaam, who taught Balak to entice the Israelites to sin by eating food sacrificed to idols and by committing sexual immorality....

Repent therefore! Otherwise, I will soon come to you and will fight against them with the sword of my mouth."

(Revelation 2:12-16)

"To the angel of the church of Thyatira write:

...I know your deeds, your love and faith, your service and perseverance, and that you are now doing more than you did at first.

Nevertheless, I have this against you: You tolerate that woman Jezebel, who calls herself a prophetess. By her teaching she misleads my servants into sexual immorality and the eating of food sacrificed to idols. I have given her time to repent of her immorality, but she is unwilling. So I will cast her on a bed of suffering...Then all the churches will know that I am he who searches hearts and minds, and I will repay each of you according to your deeds."

(Revelation 2:18-23)

Core/Bible Story

1 copy for the teacher

"To the angel of the church of Sardis write:

...I know your deeds; you have a reputation of being alive, but you are dead. Wake up! Strengthen what remains and is about to die, for I have not found your deeds complete in the sight of my God. Remember, therefore, what you have received and heard; obey it, and repent. But if you do not wake up, I will come like a thief, and you will not know at what time I will come to you." (Revelation 3:1-3)

"To the angel of the church of Philadelphia write:

...I know your deeds...I know that you have little strength, yet you have kept my word and have not denied my name....Since you have kept my command to endure patiently, I will also keep you from the hour of trial that is going to come upon the whole world to test those who live on the earth." (Revelation 3:7-10)

Core/Bible Story

1 copy for the teacher

"To the angel of the church of Laodicea write:

...I know your deeds, that you are neither cold nor hot. I wish you were either one or the other! So, because you are lukewarm—neither hot nor cold—I am about to spit you out of my mouth. You say, 'I am rich; I have acquired wealth and do not need a thing.' But you do not realize that you are wretched, pitiful, poor, blind and naked...

Those whom I love I rebuke and discipline. So be earnest, and repent."
(Revelation 3:14-19)

Core/Craft

1 copy for each student

per • se • vere
 \,pər-sə-'vir\ vi
 [from Latin *per*-through
 + *severus* severe]:

- to never give up, quit or stop no matter how hard it gets, how much it hurts, or how long it takes
- to keep going no matter what your opposition may think, say or do

magnet card

Core/Craft

1 copy for every 4 students (optional - see Note below)

Note to Teacher: Reproduce this page onto 8½" x 11" white label so that each student gets at least one. Then cut out each "persevere" card. Distribute them to the students at the end of the activity and explain that the back can be removed just like a sticker.

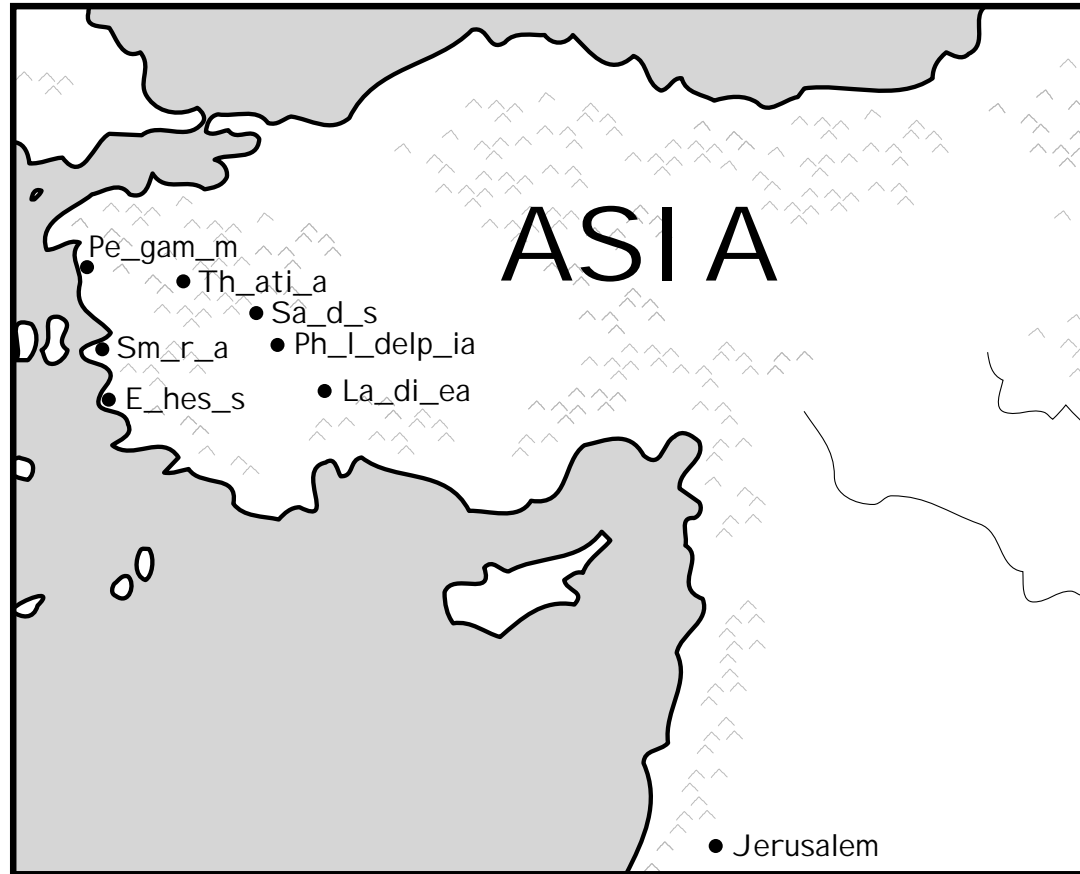
<p>per • se • vere \,pər-sə-'vir\ vi [from Latin <i>per</i>-through + <i>severus</i> severe]:</p>	<p>per • se • vere \,pər-sə-'vir\ vi [from Latin <i>per</i>-through + <i>severus</i> severe]:</p>
<ul style="list-style-type: none"> • to never give up, quit or stop no matter how hard it gets, how much it hurts, or how long it takes • to keep going no matter what your opposition may think, say or do 	<ul style="list-style-type: none"> • to never give up, quit or stop no matter how hard it gets, how much it hurts, or how long it takes • to keep going no matter what your opposition may think, say or do
<p>per • se • vere \,pər-sə-'vir\ vi [from Latin <i>per</i>-through + <i>severus</i> severe]:</p>	<p>per • se • vere \,pər-sə-'vir\ vi [from Latin <i>per</i>-through + <i>severus</i> severe]:</p>
<ul style="list-style-type: none"> • to never give up, quit or stop no matter how hard it gets, how much it hurts, or how long it takes • to keep going no matter what your opposition may think, say or do 	<ul style="list-style-type: none"> • to never give up, quit or stop no matter how hard it gets, how much it hurts, or how long it takes • to keep going no matter what your opposition may think, say or do



3rd and 4th Grades

Map It Out

Name _____



Instructions: Use your Bible to match the church with the reference in Revelation. The first one has been done for you.

- Revelation 2:1-7
- Revelation 2:8-11
- Revelation 2:12-17
- Revelation 2:18-29
- Revelation 3:1-6
- Revelation 3:7-13
- Revelation 3:14-22

- Thyatira
- Smyrna
- Sardis
- Philadelphia
- Pergamum
- Laodicea
- Ephesus



3rd and 4th Grades