

Walking on Water

Jesus' Miracles
Lesson 3

Lesson Objectives

- The children will tell the story of Jesus walking on water.
- The children will state that Jesus is the Son of God.
- The children will say one way they can keep their eyes on Jesus.

Lesson Text

Matthew 14:22-33

Scripture Memory Verse

Then those who were in the boat worshiped [Jesus], saying, "Truly you are the Son of God."

Matthew 14:33

Lesson Plan

Greeting and Registration

Preclass Activity: Walking on Water

Welcome and Singing

Centers:

Bible Story: Do You See What I See?

Craft: All in a Day's Walk

Scripture Memory: In the Boat

NOTE: Allow time for a snack.



Walking on Water

Walking on Water

The children will preview today's Bible Story as they make preparations for their crafts.

Materials

For each child:

- box (shoe box or bigger)
- crayons and markers

For the teacher:

- box (shoe box or bigger)

Preparation


Prepare a sample box to show the children.

Instructions

1. Greet the children as they arrive. Explain to them that they are going to begin making a picture box about today's Bible Story. They will finish it during the Craft Center.
2. Distribute the boxes and the crayons and markers to the children. Have the children color the insides of their boxes. Suggest that they color the bottom blue for water and the top and sides black for the night sky. Have them write their names on their boxes.
3. Collect the boxes, including your sample box, and give these to the Craft teacher.

Teacher Tips

- For large classes, arrange the boxes in alphabetical or numerical (registration) order before giving them to the Craft teacher.



B Walking on Water

S

Do You See What I See?

The children will tell the story of Jesus walking on the water.

Materials

For the teacher:

- large writing surface

I

T

Preparation

1. On the large writing surface, neatly print: immediately, dismissed, considerable, buffeted, watch of the night, ghost, sink.
2. Practice presenting this Bible Story.

B

O

Introducing the Bible Story

Open your Bible to Matthew 14:22. Tell the children that today's Bible Story comes from the New Testament book of Matthew. Ask the children what miracles they remember from the last two lessons. (Jesus turning water into wine; Jesus calming the storm) Ask the children how it makes them feel to know that Jesus had this kind of power. Remind them that with each miracle, the disciples were amazed and put their faith in Jesus.

Tell the children to look at the large writing surface. Read each of the words aloud to them. Explain that these are all words that they will hear in today's Bible Story. Use the guide below to define the words and how they will be used in today's story.

L

R

E

Y

Word	Definition	How Used in Story
immediately	right away; without delay	Jesus responded immediately.
dismissed	ended; sent away	Jesus dismissed the crowd.
considerable	sizeable; large	The boat was a considerable distance from shore.
buffeted	hit; beaten; slapped	The waves buffeted the boat.
watch of the night	period of time during the night	It was very late—during the fourth watch of the night.
ghost	spirit of a dead person	The disciples thought they saw a ghost!
sink	go down; to drop; to dip	Peter began to sink into the water.

Presenting the Bible Story

Tell the children to listen carefully as you read the Bible Story. Explain that after you read it through the first time, they will help you tell the story again.

Immediately Jesus made the disciples get into the boat and go on ahead of him to the other side, while he dismissed the crowd. After he had dismissed them, he went up on a mountainside by himself to pray. When evening came, he was there alone, but the boat was already a considerable distance from land, buffeted by the waves because the wind was against it.

During the fourth watch of the night Jesus went out to them, walking on the lake. When the disciples saw him walking on the lake, they were terrified. "It's a ghost," they said, and cried out in fear.

But Jesus immediately said to them: "Take courage! It is I. Don't be afraid."

"Lord, if it's you," Peter replied, "tell me to come to you on the water."

"Come," he said.

Then Peter got down out of the boat, walked on the water and came toward Jesus. But when he saw the wind, he was afraid and, beginning to sink, cried out, "Lord, save me!"

Immediately Jesus reached out his hand and caught him. "You of little faith," he said, "why did you doubt?"

And when they climbed into the boat, the wind died down. Then those who were in the boat worshiped him, saying, "Truly you are the Son of God" (Matthew 14:22-33).

Choose one child to play the part of Jesus, another to play the part of Peter, and the rest to be the disciples. Read the story a second time, following the directions provided for you.

Immediately Jesus made the disciples get into the boat and go on ahead of him to the other side, while he dismissed the crowd. [Have Jesus send the disciples off on a pretend boat and then pretend to dismiss a crowd.] After he had dismissed them, he went up on a mountainside by himself to pray. [Have Jesus praying alone.] When evening came, he



Walking on Water

was there alone, but the boat was already a considerable distance from land, buffeted by the waves because the wind was against it. [Have the disciples toss and turn from the wind blowing against the boat.]

During the fourth watch of the night Jesus went out to them, walking on the lake. [Have Jesus walk slowly toward the disciples.] When the disciples saw him walking on the lake, they were terrified. "It's a ghost," they said, and cried out in fear. [Have the disciples cry out, "It's a ghost!"]

But Jesus immediately said to them: "Take courage! It is I. Don't be afraid." [Have Jesus repeat.]

"Lord, if it's you," Peter replied, "tell me to come to you on the water." [Have Peter repeat these words.]

"Come," he said. [Have Jesus repeat.]

Then Peter got down out of the boat, walked on the water and came toward Jesus. [Have Peter walk slowly toward Jesus.] But when he saw the wind, he was afraid and, beginning to sink, cried out, "Lord, save me!" [Have Peter look around him and then begin to sink.]

Immediately Jesus reached out his hand and caught him. "You of little faith," he said, "why did you doubt?" [Have Jesus repeat.]

And when they climbed into the boat, the wind died down. Then those who were in the boat worshiped him, saying, "Truly you are the Son of God." [Have all the disciples repeat.] (Matthew 14:22-33, descriptions added)

- Why do you think that Jesus wanted the disciples to see him walk on water? (He wanted to show them his power from God.)
- How would you feel if you saw someone miraculously walking on water?
- What did the disciples do and say after Jesus and Peter were in the boat? (They worshiped him and said, "Truly you are the Son of God.")

Share and Tell

Encourage them to tell this story to a friend or a family member who has never heard this story and then to ask them how it makes them feel. Close with a prayer thanking God for Jesus' great power to do amazing miracles.

Teacher Tips

- Feel free to enhance the role-play with simple props or costumes.



C

R

A

F

T

•
•
•

Walking on Water

All in a Day's Walk

The children will make a craft that will remind them of today's Bible Story.

Materials

For each child:

- box from the Preclass Activity
- glue stick
- crayons or markers
- small star stickers

For the teacher:

- scissors
- sample box from Preclass Activity
- crayons
- glue stick

Reproducible Pages:

- Page A, 1 copy for each child

Preparation

1. Cut out the figures for each child from the copies of Reproducible Page A.
2. Prepare the figures from your copy of Reproducible Page A by cutting out the figures, coloring them, and then folding back the figures' tabs.
3. As soon as you receive your sample box from the Preclass Activity teacher, finish the model to show the children.

Instructions

1. Introduce today's activity: *In our Bible Story today, we are learning about a time when Jesus actually walked on the water to reach his disciples in a boat. Show the children your sample craft. The disciples were afraid at first, but when they realized it was Jesus they were amazed. Read the memory verse written on the boat.*
2. Give the children their boxes, the figures you prepared, crayons and the glue sticks.
3. After they have finished coloring their figures, help them to fold back the tabs, and then glue the pictures inside their boxes. See Figure A.


4. Give the children the small star stickers to decorate the sky. See Figure B.

Conclusion

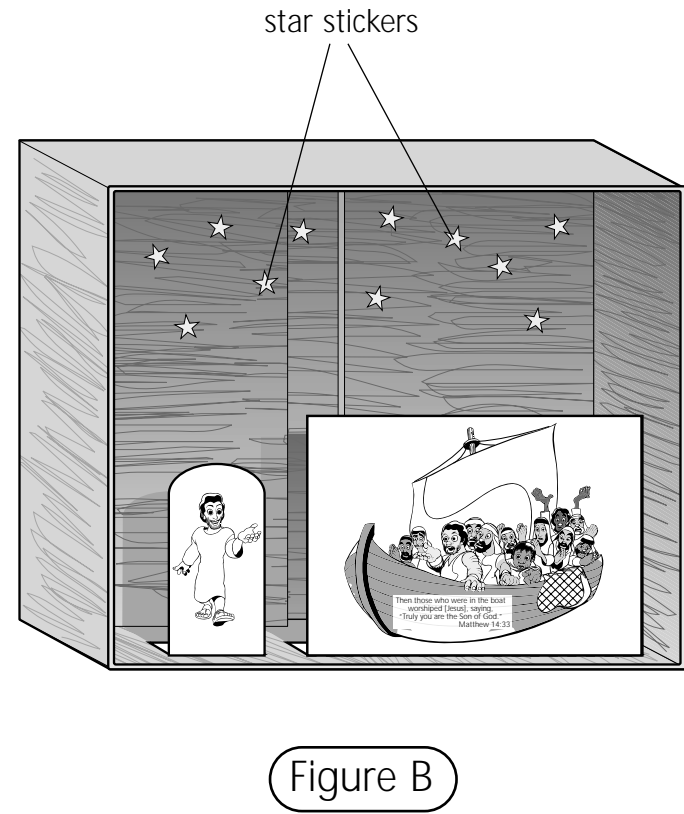
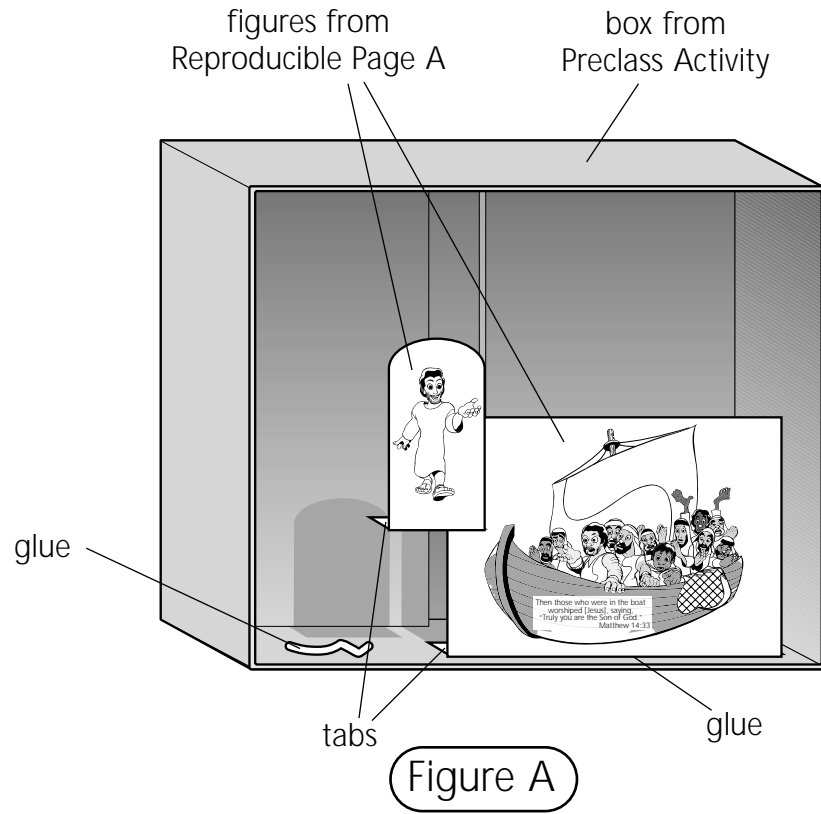
Ask the children how it makes them feel to know that Jesus had the power to walk on water. Pray together thanking God for sending Jesus.

Teacher Tips

- Allow any children who have not finished coloring their boxes to finish during the Craft Center.



Walking on Water



SCR
IPT
URE
MEM
ORY

Walking on Water

In the Boat

The children will learn and memorize today's Scripture Memory Verse through this fun, interactive activity.

Scripture Memory Verse

Then those who were in the boat worshiped [Jesus], saying, "Truly you are the Son of God."

Matthew 14:33

Materials

For the teacher:

- 1 piece of banner paper, 6'
- black marker
- blue marker (optional)

Preparation

1. Filling the banner paper, draw a simple outline of a boat. See the sample on this page.
2. Practice leading this activity.

Instructions

1. Introduce today's activity: *Today you are learning about the time when Jesus walked on the water! His disciples had gone ahead of him in the boat so that Jesus could pray alone. In the middle of night—called the "fourth watch of the night"—Jesus walked out to the middle of the lake—on the water! When the disciples saw him, they were terrified because they thought he was a ghost! Jesus not only showed that he could walk on the water, but that Peter could too! In our Scripture Memory Verse, you will learn what the disciples said and did after this amazing miracle of Jesus.*
2. Show the children the Scripture Memory Verse on the back of this Lesson Card. Read it aloud to them three times. Ask them to read it together with you three more times.
3. Show the children the boat you prepared. Invite the children to sit in the boat. Stand outside of the boat and lead the children in saying the Scripture Memory Verse.
4. Choose a child by name and say, "Come out." Have the child step out of the boat and join you. Together, say the verse with

that child to the rest of the children in the boat. Call another child by name and say, "Come out." Together with the first child, say the verse together to the rest of the children in the boat. Continue until you have called each child to come out.

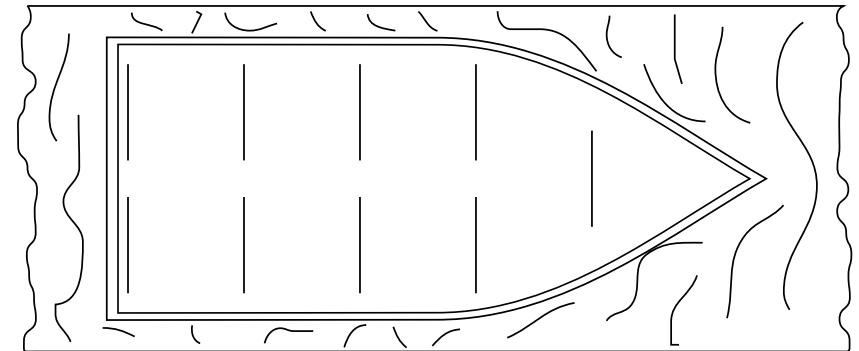
5. Have all the children return to the boat. Ask for a volunteer to be "Jesus." Have the children in the boat all say the Scripture Memory Verse from memory to the child outside the boat. Ask for another volunteer to be Jesus and stand outside the boat and repeat this. Do this for as many children who would like to be Jesus.
6. Ask for volunteers to say the verse from memory.

Conclusion

Ask the children what they think it means that the disciples "worshiped" Jesus. Explain that they worshiped him because they really believed he was God's Son. Close with a prayer for the children to believe that Jesus is the Son of God.

Teacher Tips

- Feel free to enhance the picture of the boat by using the blue marker to draw water around the sides of the boat.



Walking on Water

SCR
IPT
URE
MEM
ORY

Then those who were
in the boat worshiped
[Jesus], saying, "Truly you
are the Son of God."

Matthew 14:33



Lesson Objectives

- The children will tell the story of Jesus walking on water.
- The children will state that Jesus is the Son of God.
- The children will say one way they can keep their eyes on Jesus.

Lesson Text

Matthew 14:22-33

Scripture Memory Verse

Then those who were in the boat worshiped [Jesus], saying, "Truly you are the Son of God."

Matthew 14:33

Lesson Plan

Greeting and Registration

Preclass Activity: All Eyes on Jesus

Welcome and Singing

Centers:

Life Application: The Eyes Have It

Game: Steps of Faith

Bible Skills: Letters from Peter

NOTE: Allow time for a snack.



pre
class

ACTIVITY

All Eyes on Jesus

The children will review this week's lesson as they prepare for their Life Application activity.

Materials

For each child:

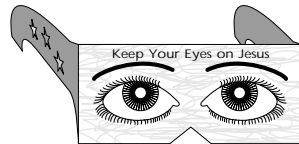
- construction paper, 2" x 14"
- crayons
- scissors
- glue stick
- stickers

For the teacher:

- scissors
- single hole punch

Reproducible Pages:

- Page B, 1 copy for each child



Preparation

1. Cut out the glasses stencil from your copy of Reproducible Page B.
2. Cut a 2" x 14" strip of construction paper

for each child. Fold the paper in half making a 2" x 7" strip. Trace the glasses stencil onto the folded paper, keeping the thicker end on the fold. Cut out the glasses without cutting the fold.

3. Cut out the bottom half of the copies of Reproducible Page B to distribute to the children.
4. Make a sample of the glasses to show the children.

Instructions

1. Greet the children as they arrive. Remind them that they are learning about Jesus walking on water. Explain to the children that they will be making a pair of glasses to use during the Life Application activity. Show them your sample.
2. Distribute the bottom half of the copies of Reproducible Page B, crayons and scissors.

Have the children color the eyes, being careful not to color over the words. Have them cut out the box with the eyes inside.

3. Distribute the glue sticks and stickers. Have the children glue their "eyes" on top in the center of their glasses, and then decorate with stickers.
4. Circulate to punch two holes through the "eyes," where indicated. Fold the glasses, and then snip a small triangle in the lower corner making a nose rest. Make sure the children put their names on their glasses.
5. Collect the labeled glasses, as well as your sample, and give them to the Life Application teacher.

Teacher Tips

- Make extra glasses for late arrivals.

LIFE APPLICATION

The Eyes Have It

The children will review this week's Bible Story as they think of ways to keep their eyes on Jesus.

Materials

For each child:

- glasses from the Preclass Activity
- pencil

For the teacher:

- sample glasses from the Preclass Activity
- large writing surface

Preparation

1. Neatly print on the large writing surface: Read, Pray, Watch, Think.
2. Practice leading this activity with energy and enthusiasm.

Reviewing the Bible Story

Open your Bible and read Matthew 14:22-33 to the children. Have the children listen and fill in the next word of the passage below each time you pause:

Immediately Jesus made the disciples get into the _____ (boat) and go on ahead of him to the other side, while he dismissed the _____. (crowd) After he had dismissed them, he went up on a mountainside by himself to _____ (pray). When evening came, he was there alone, but the boat was already a considerable distance from land, buffeted by the waves because the wind was against it.

During the fourth watch of the _____ (night) Jesus went out to them, walking on the lake. When the disciples saw him walking on the _____, (lake) they were terrified. "It's a _____," (ghost) they said, and cried out in _____ (fear)

But Jesus immediately said to them: "Take courage! It is I. Don't be _____." (afraid)

"Lord, if it's you," Peter replied, "tell me to come to you on the water."

"Come," he said.

Then Peter got down out of the _____, (boat) walked on the _____ (water) and came toward Jesus. But when

he saw the wind, he was afraid and, beginning to _____, (sink) cried out, "Lord, save me!"

Immediately Jesus reached out his hand and caught him. "You of little faith," he said, "why did you doubt?"

And when they climbed into the boat, the wind died down. Then those who were in the boat worshiped him, saying, "Truly you are the Son of _____." (God)

Life Application

The Bible says that Jesus walked on water! That's a miracle. Can you think of some other miracles that Jesus did? (turned water into wine, calmed the storm, etc.) Jesus did miracles so that his disciples—and the people around him—would see God's power working through him and believe that he was God's Son. In this story, someone else also did a miracle. Who was it? (Peter) What miracle did Peter do? (He walked on the water.) Did Peter walk all the way across the lake the way that Jesus did? Why? (No—because he took his eyes off of Jesus.) Did you know that Jesus wants us to keep our eyes on him today? Distribute the glasses from Preclass and have the children put them on. Since we cannot really "see" Jesus like we can see each other, let's think of ways to keep our eyes on him. Have the children write the words from the large writing surface onto the sides of their glasses. Talk with them about how the Bible, prayer and other people help us keep our eyes on Jesus.


Conclusion

Remind the children that Jesus helped Peter do something that Peter could never have done by himself—walk on water. Encourage the children to use their glasses to remind them of Peter when they pray about doing something for God that they don't think they can do themselves. Close with a prayer for the children to keep their eyes on Jesus this week.

Teacher Tips

- Bring in sample books, videos and additional visual materials to show the children examples of how to keep their eyes on Jesus.





Steps of Faith

The children will review key ideas from this week's lesson as they play this game.

Materials

For the teacher:

- scissors
- yardstick (or other straight edge)
- heavy black marker
- a die (from a pair of dice)
- 1 piece of poster board, 22" x 28"

Reproducible Pages:

- Page C, 1 copy for the teacher

Preparation

1. Copy the game board onto the poster board, using the diagram on the back of this Lesson Card, the marker and the yardstick.
2. Cut out the game pieces from your copy of Reproducible Page C.
3. Practice leading this activity.

Instructions

1. Introduce today's activity: *This week, you learned that Jesus walked on the lake all the way out to his disciples on the boat. At first they were terrified because they thought they were seeing a ghost. But Jesus told them not to be afraid. When Peter realized it was Jesus, he asked and Jesus called him to come out and walk on the water too—and Peter did! Peter was the only disciple who stepped out of the boat and walked on the water. In our game today, you will all have a chance to be like Peter and try to walk on the "water" by having faith in Jesus.*
2. Show the children the game board and pieces that you prepared. Explain that they will find partners and write their names on game pieces and place them in the boat. Then they will take turns rolling the die and following the directions provided on the back of this Lesson Card.
3. Help the children find their partners and distribute the game pieces. Choose a pair to go first. When they roll the die, read the corresponding instructions from the back of this Lesson Card.
4. Continue game play until all the children have reached Jesus.

Conclusion

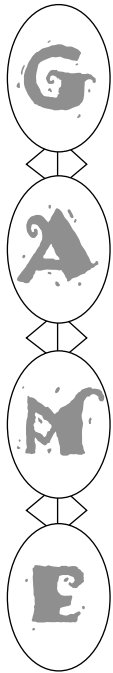
Ask the children how it makes them feel to know that Jesus wants to help them do things that they don't think they can do themselves. Share an example of something that Jesus has helped you to do that you did not think you could do yourself. Close with a prayer for the children to remember Jesus' power this week.

Teacher Tips


- Adapt this game to the skill level of your children.
- Use a blue marker to make the water and a brown marker for the boat, or if available, make the game board on a piece of blue poster board.
- Be prepared to help the children think of answers to question "1," e.g. think about Jesus, read the Bible, pray, etc.



Walking on Water

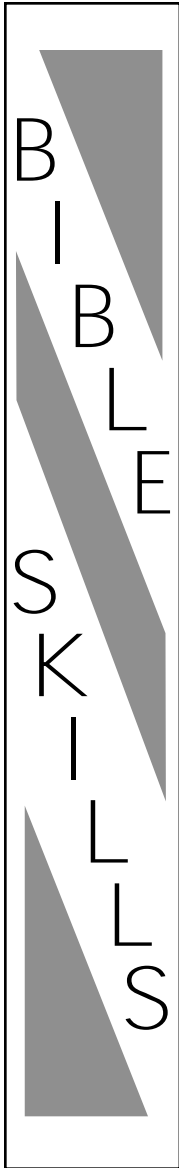


Roll of the die	Instructions	Spaces to Move
1	Name one way that you can keep your eyes on Jesus.	Advance one space.
2	Name two miracles that Jesus did.	Advance two spaces.
3	Say, "Jesus is the Son of God," to three different people.	Advance three spaces.
4	Tell four people in this room to keep their eyes on Jesus.	Advance four spaces.
5	Say this week's Scripture Memory Verse: Then those who were in the boat worshiped [Jesus], saying, "Truly you are the Son of God." Matthew 14:33	Advance five spaces.
6	Be like Jesus and share. Choose another pair of children to advance three spaces.	Advance three spaces.



game board





Letters from Peter

The children will explore and discover the New Testament books of 1 and 2 Peter.

Materials

For each child:

- pencil

Reproducible Pages:

- Page D, 1 copy for each child

Preparation

1. Complete the activity on your copy of Reproducible Page D.
2. Practice leading this activity at home.

Instructions

1. Introduce today's activity: *This week, you learned that Jesus walked on the lake all the way out to his disciples on the boat. At first they were terrified because they thought they were seeing a ghost. But Jesus told them not to be afraid. When Peter realized it was Jesus, he asked and Jesus called him to come out and walk on the water too—and Peter did! Peter was the only disciple who stepped out of the boat and walked on the water. In the Bible, Peter wrote two letters called 1 and 2 Peter. Today, you are going to explore these letters.*
2. Tell the children to open their Bibles and look for the letters of 1 and 2 Peter. Circulate among them to offer assistance. Encourage the children to help each other and to work with a partner.
3. Distribute the copies of Reproducible Page D and pencils. Lead the children together through the first two questions. Then let them work alone or with a partner to finish their worksheets.
4. When all the children are finished, go over everyone's answers together as a group using the Answer Key on the back of this Lesson Card.
5. Encourage the children for their participation.

Conclusion

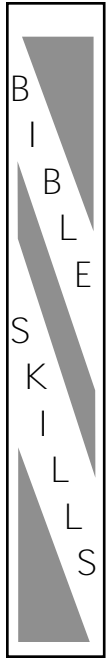
Ask the children how they think they would have felt if Jesus had called them and told them to walk on the water. Encourage them that Jesus is always ready to help us do things that we don't think we can—if we trust him and keep our eyes on him. Close with a prayer for the children to remember Peter's faith in Jesus.

Teacher Tips

- Adapt this activity to the skill level of the children in your group.
- Pair new or visiting children with others who are confident and encouraging.

PETER





Letters from Peter

Answer Key

Directions: Open your Bible to the letters of 1 and 2 Peter and answer the questions below.
Use the Answer Box at the bottom to help you choose your answer.

1. How many chapters are in 1 Peter? 5
2. How many verses are in chapter 4? 19
3. Find 1 Peter 3:15 and fill in the blank: But in your hearts, set apart Christ as Lord.
4. Find 1 Peter 5:14 and fill in the blanks: Greet one another with a kiss of love.
5. How many chapters are in 2 Peter? 3
6. How many verses are in chapter 2? 22
7. Find 2 Peter 1:5 and fill in the blanks: For this very reason, make every effort to add to your faith goodness; and to goodness, knowledge.
8. In 2 Peter 3:1, Peter calls the disciples his dear friends.

Answer Box

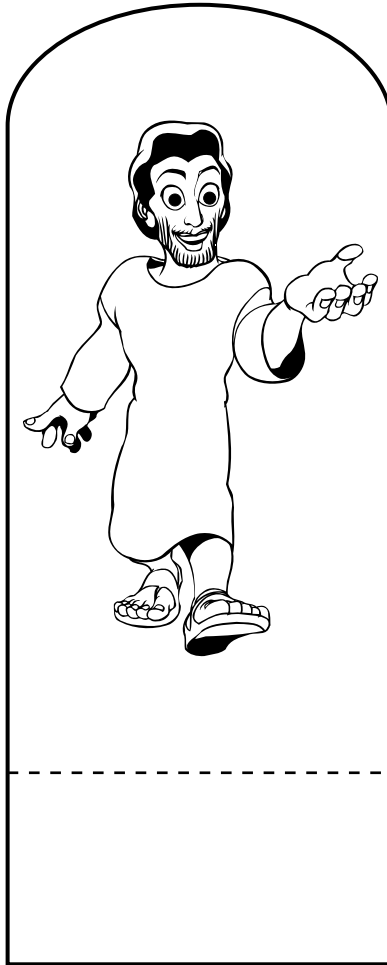
dear friends
knowledge

Greet
kiss
Lord


22
faith
3

19
5





Jesus



Then those who were in the boat
worshiped [Jesus], saying,
"Truly you are the Son of God."
Matthew 14:33

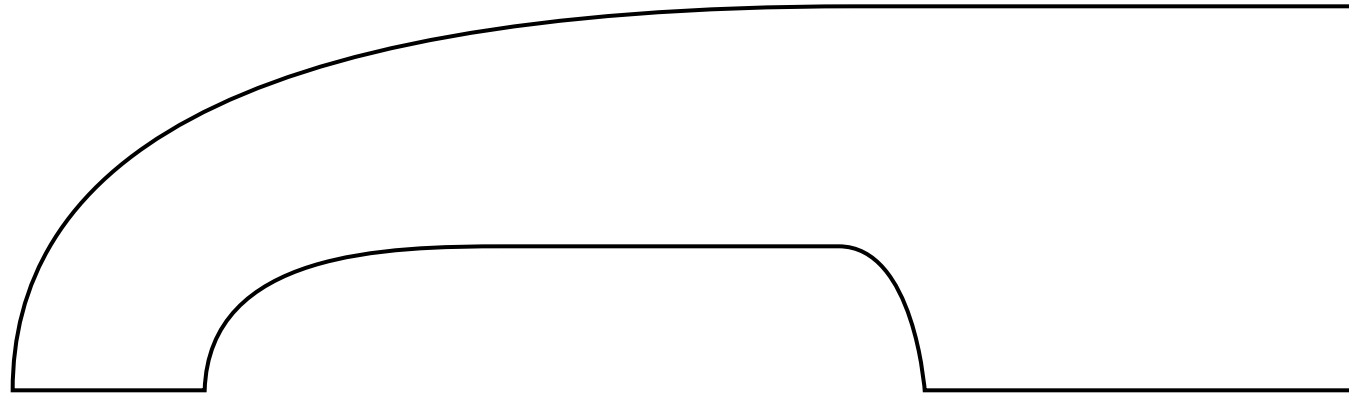
disciples

This page intentionally left blank

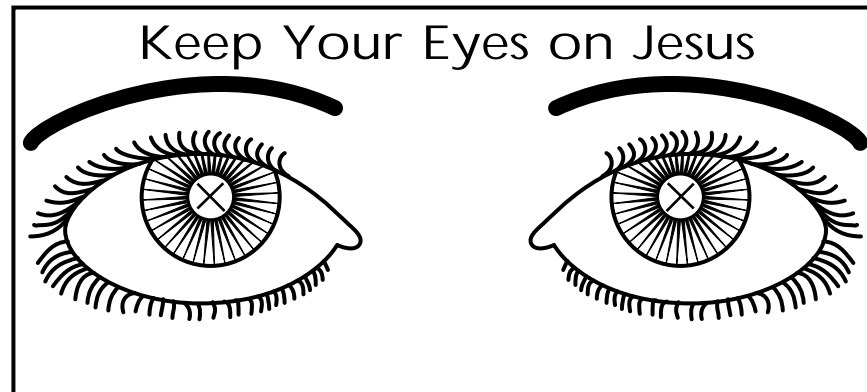


Supplement/Preclass
1 copy for each child

R
E
P
R
O
D
U
C
I
B
L
E
P
A
G
E
B



glasses stencil



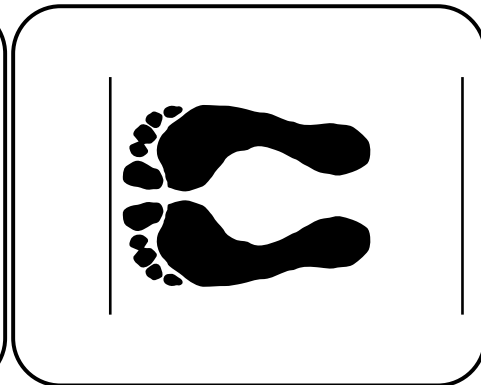
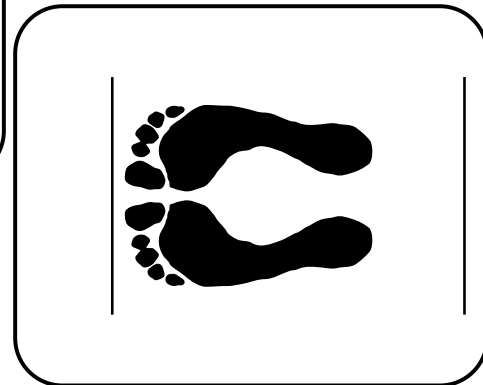

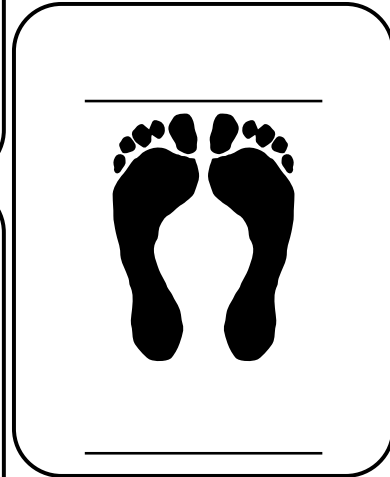
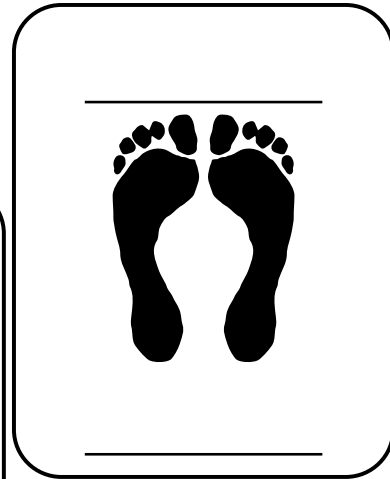
eyes



Supplement/Game
1 copy for the teacher

R
E
P
R
O
D
U
C
I
B
L
E

PAGE
C



game pieces



Supplement/Bible Skills

1 copy for each child

Letters from Peter

Name _____

Directions: Open your Bible to the letters of 1 and 2 Peter and answer the questions below.
Use the Answer Box at the bottom to help you choose your answer.

1. How many chapters are in 1 Peter? _____
2. How many verses are in chapter 4? _____
3. Find 1 Peter 3:15 and fill in the blank: But in your hearts, set apart Christ as _____.
4. Find 1 Peter 5:14 and fill in the blanks: _____ one another with a _____ of love.
5. How many chapters are in 2 Peter? _____
6. How many verses are in chapter 2? _____
7. Find 2 Peter 1:5 and fill in the blanks: For this very reason, make every effort to add to your _____ goodness; and to goodness, _____.
8. In 2 Peter 3:1, Peter calls the disciples his _____.

Answer Box

dear friends
knowledge

Greet
kiss
Lord

22
faith
3

19
5

