

James

Lesson Objectives

- The students will state that faith is expressed through deeds.
- The students will explain one way to control their tongues.
- The students will state one way to show their faith in God.

Lesson Text

James 2:14-26, 3:1-12

Scripture Memory Verse

But someone will say, "You have faith; I have deeds."

Show me your faith without deeds, and I will show you my faith by what I do.

James 2:18

Lesson Plan

Greeting and Registration

Preclass Activity: Playing with Keys

Welcome and Singing


Centers:

Bible Story: Ship Shape!

Craft: Tame Your Tongue

Scripture Memory: "Show Me" Faith

NOTE: Allow time for a snack.



P
R
E
•
C
L
A
S
S

James

Playing with Keys

The students will preview today's Bible Story as they have fun using key words from the book of James.

Materials

For each student:

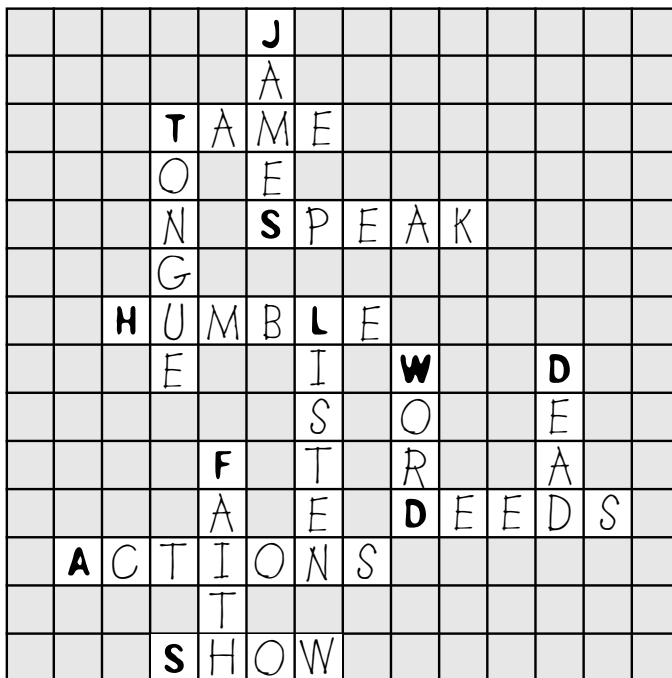
- pencil

Reproducible Pages:

- Page A, 1 copy for each student

Preparation

Complete the activity on your copy of Reproducible Page A.



Instructions

1. Greet the students as they arrive. Explain that today they begin a new unit about three very important New Testament writers: James, Peter and John. Tell them that today they will learn about the letter called James. Explain that they will create their own word puzzle using key words from the book of James.
2. Distribute the copies of Reproducible Page A and pencils to the students. Explain that they can make up a crossword puzzle by writing the key words in the large grid. Show them that the first letter of each word has already been given. When they have finished, they can write sentences using these words.
3. Encourage them to work with a partner or in a small group.
4. Circulate among the students to offer help and encouragement.

Teacher Tips

- Have samples of a crossword puzzle available to show the students.



3rd and 4th Grades

James

Ship Shape!

The students will actively listen to a lesson from James as they watch a demonstration of the importance of faith and controlling the tongue.

Materials

For the teacher:

- 1 egg carton (top removed)
- 2 (non-bending) straws
- 1 large craft stick
- 1 large piece of black construction paper, 12" x 18"
- 1 piece of light colored construction paper, 9" x 12"
- utility knife
- scissors
- invisible tape
- thin marker

Preparation

1. Use the utility knife to make two small slits in the middle of the egg carton. Place the straws securely in each slit. These are the masts. See Figure A.
2. Use the utility knife to make a 1" vertical slit in the back of the egg carton. This should be large enough for the large craft stick to fit through at an angle. See Figure B.
3. Fold the piece of light colored construction paper in half, width-wise, so that you have two pieces (6" x 9"). Cut them apart then fold one of these pieces in half again and cut—making two pieces (4½" x 6"). These are the two pieces you will use to make the sails.
4. Use the utility knife to make two half-inch slits, 1" from both edges. Write the word FAITH across each piece. See Figure C. These are the sails that will slip onto the masts. See Figure D.
5. Fold the large piece of black construction paper in half, length-wise, so that you have two (6" x 18") pieces. Then fold one of these pieces in half again and cut—making two pieces (3" x 18"). These are the two pieces you will use to make the ship.
6. Cut away the bottom corners of these two pieces of paper to create the sides of the ship. Place these around the egg carton and tape them, as shown in Figure D.
7. Write the word TONGUE on both sides of the large craft stick. This will be the rudder.

8. Remove the sails and rudder from the boat before presenting this Bible Story.
9. Practice telling this Bible Story with enthusiasm and energy.

Introducing the Bible Story

Tell the students to open their Bibles to James. Explain that just as Paul wrote many New Testament letters, James wrote a very important one as well. Ask the students how many chapters are in this letter. (five) Ask the students how many verses are in each chapter. (1–27; 2–26; 3–18; 4–17; 5–20) Tell them that in today's story, they will hear passages from chapters 2 and 3.

Presenting the Bible Story

Show the students the ship that you prepared. Explain that this will help to illustrate some very important teachings in the book of James.

Tell the students to listen carefully as you read from James 2:14-26 and count the number of times that they hear the word "faith."

- *How many times did you hear the word faith?* (eleven)

Tell the students that in the entire book of James, the word faith appears fourteen times—and eleven out of those fourteen times are in this one short passage!

In these verses, James tells us that "faith without deeds is dead." He gives us the examples of two people from the Old Testament—Abraham and Rahab—who showed their faith by what they did. Show the students the ship without the sails. Ask the students what happens to a boat if it has no sails. (It won't go anywhere. It is "dead in the water.") Take the two sails you prepared and place them on the ship. Show them to the students and explain that our faith is like the sails of this boat. *With sails, a ship can move and go places. With faith, we can do exciting things and go to exciting places for God!*

Tell the students to listen carefully as you read James 3:3-10. Tell them to count the number of times they hear the word "tongue."

- *How many times did you hear the word "tongue"?* (four)

In these verses, James wants us to understand how powerful our tongue can be—for both good and bad. What happens when a horse is not controlled with a bit or bridle? (It can get loose, run away, hurt someone.) Hold



3rd and 4th Grades

James

up the ship. Ask the students what happens if a ship is out on the ocean and has no rudder to steer it. (It is blown this way and that way; it might crash into rocks or blow over if it were not controlled.) Take the craft stick rudder and place it in the ship. *God wants us to understand that with our tongue we can control the direction of our lives just as a rudder directs this ship. With your tongue, you can say things that show your faith in God and help others to be happy; or you can lose control saying gossip and bad words and end up sad—with broken friendships.*

Sharing with Others

Ask the students if they can think of a time when their tongues got them into trouble. Share from your own life, using discretion. Ask the students if they can think of a time when they were able to help someone by talking to them and sharing their faith in God and the Bible. Share from your own life. Encourage the students to share what they learned this week with someone. Close with a prayer of praise to God in which any student who wishes may thank God for something.

Teacher Tips

- Bring in a model of a ship to show the students what a real ship looks like.

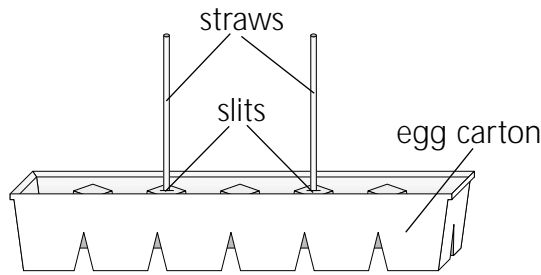


Figure A

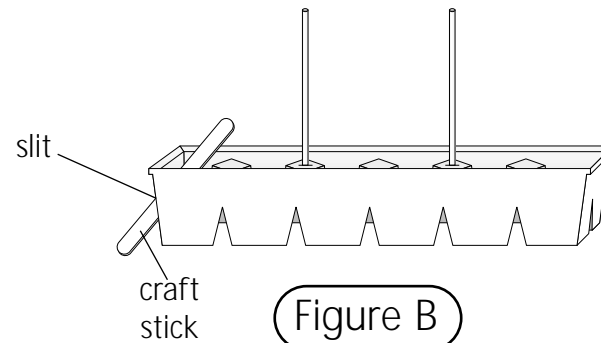


Figure B

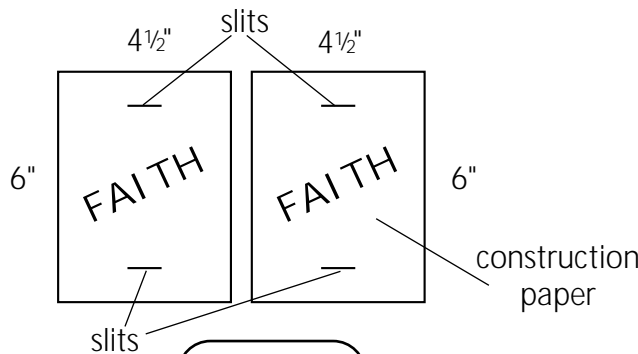


Figure C

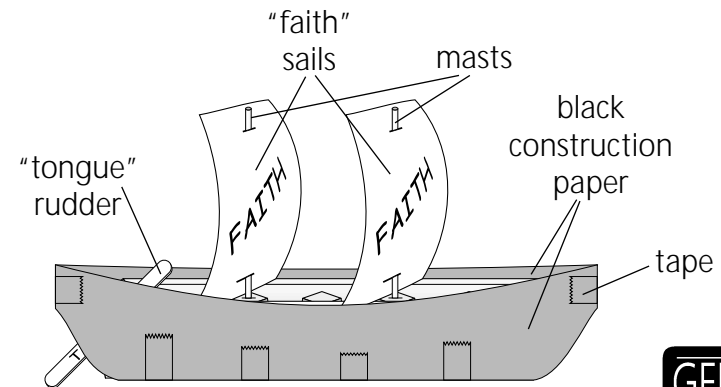


Figure D

C

R

A

F

T

James

Tame Your Tongue

The students will make a craft to remind them of today's Bible Story.

Materials

For each student:

- paper plate, 9"
- glue stick
- scissors
- markers and crayons

For the teacher:

- marker
- clear contact paper
- scissors

Reproducible Pages:

- Page B, 1 copy for every 2 students



Preparation

1. Prepare a plate for each student as follows:
 - A. Turn the plate face down. Write, "Tame Your Tongue" along the top rim of the plate.
 - B. Cut a 2⁵/₈" slit on the lower part of the plates. See Figure A.
2. Cut out the tongue "sets" from the copies of Reproducible Page B. Each child will need only one set of good/bad tongues.
3. Cut a 5" x 6" piece of clear contact paper for each student.
4. Make a sample craft to show the students.

Instructions

1. Introduce today's activity: *In your Bible Story today, you are learning about the New Testament letter—or book—of James which teaches us how we can show our faith. James wanted disciples to understand that faith is not just a feeling, but it was something that must be put into action by what we say and do. James teaches that we can use our words—or our "tongue"—for both good and bad. He says that the tongue must be tamed just like an animal. Have you ever seen an animal that was wild or out of control? Have you ever heard someone whose mouth was out of control? How did it make you feel? Today you will make a craft to remind you that God wants our tongues to be under control so that they can be used for good; not for bad.*

2. Show the students your sample. Demonstrate how the tongue is two-sided and how it slides in and out of the mouth. Read the words on the tongue to the students contrasting the ways we can have a wild or tame tongue.
3. Distribute the tongues, glue sticks, clear contact paper and scissors. Have the students fold back, and then glue their tongues back-to-back. Have them laminate their tongues with the clear contact paper. Help the students trim off any excess contact paper.
4. Distribute the paper plates, markers and crayons. Have the students draw a face on their plates using the slit as the mouth.
5. Have the students insert the tongues inside the slits on their plates. See Figure B.
6. Make sure that the students write their names on their plates.

Conclusion

Ask the students if they can think of some ways that the tongue can hurt someone. (gossip, swearing, telling secrets, telling lies, insults, etc.) Tell them that this is not how God wants us to use our tongues. Ask the students how the tongue can be used to show their faith in God. (Encouraging others, talking about God, helping someone solve a problem, telling someone why they are special to you and to God, telling someone about Jesus' miracles, telling the truth when it is really hard, etc.) Close with a prayer asking God to help the students to think about how they use their tongues this week. Pray that they would use their tongues to help others.

Teacher Tips

- Some students may need more help than others laminating the "tongues" for this activity.

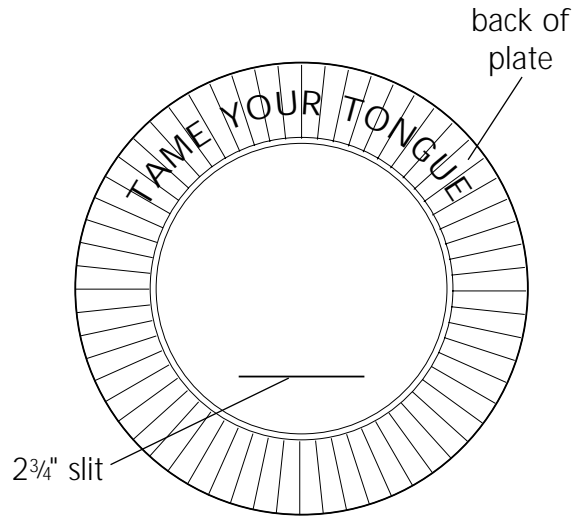


Figure A

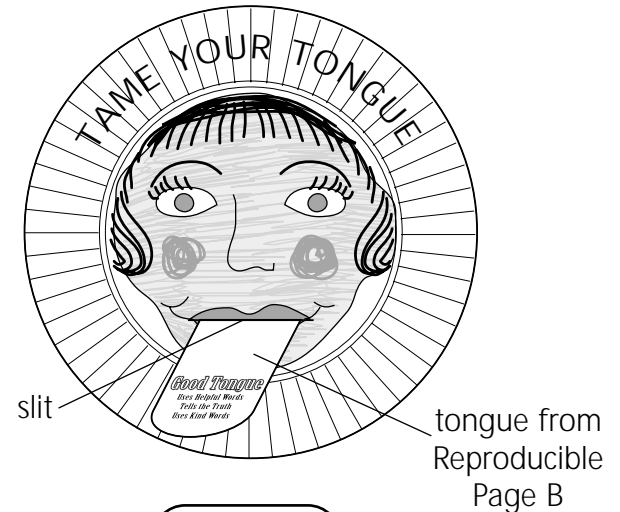


Figure B

James

“Show Me” Faith

The students will learn and memorize today’s Scripture Memory Verse through a rhythmic activity.

Scripture Memory Verse

But someone will say, “You have faith; I have deeds.”

Show me your faith without deeds, and I will show you my faith by what I do.

James 2:18

Materials

For the teacher:

- rhythm instruments (optional—see Teacher Tips)

Preparation

Practice leading this activity.

Instructions

1. Introduce today’s activity: *In your Bible Story today, you are learning about the New Testament letter of James. This letter, or book as it is sometimes called, contains some of the most powerful teaching about faith in the Bible. James wanted people to understand that faith was not just a feeling or a nice idea, but it was something that must be put into action. In your Scripture Memory Verse today, you will learn a very important verse from James.*
2. Show the students the Scripture Memory Verse on the back of this Lesson Card. Say it to them three times as they follow along. Ask them to say it together with you three more times. Ask the girls to say it together with you and then the boys. Ask for volunteers to stand and say the verse together with you.
3. Tell the students to think of some different rhythmic sounds that they can make with their hands, feet and mouth. For example: clapping hands, snapping fingers, tapping feet, slapping hands on knees, clicking their tongue. Explain that they will practice saying today’s verse from memory as they do each of these actions.
4. Have the students sit in a circle. Lead them in each of the following “rhythm actions” for about ten seconds: clapping, snapping, slapping hands on knees, tapping feet, clicking tongues.

5. Tell the students that they will have a chance to lead the group in each round. Begin by leading them in the first round with clapping. Use the guide below as you lead the students in the verse:

Say This

*But someone will say,
“You have faith; I have deeds.”
Show me your faith without deeds
and I will show you my faith
by what I do.
James 2:18*

Do This

[clap four times slowly]
[clap four times moderately]
[clap four times fast]
[clap four times faster]
[clap four times very fast]
[spoken slowly]

6. Choose two students to lead the next round using a different rhythm action, and using the guide on the back of this Lesson Card.
7. Continue until every student has had a chance to lead the group with a partner.
8. Ask the students for volunteers to lead the group in saying the Scripture Memory Verse from memory.
9. Ask for volunteers to say the verse from memory.

Conclusion

Explain that the “actions” they used in this activity helped them to say the verse in a more rhythmic way. Ask the students if they can think of some actions that they could do to show their faith, e.g. talk to people about God, help someone, serve someone, give to the poor, obey your parents, etc. Close with a prayer asking God to help each of the students show their faith through actions this week.

Teacher Tips

- If you have an elementary teacher or a percussionist in your ministry, see if they would allow you to borrow a few rhythm instruments (e.g. rhythm sticks, bells, triangles, blocks, etc.) for the students to use in this activity.
- Add to or vary this activity according to the musical abilities of your group.



3rd and 4th Grades

SC
RI
PT
U
RE
M
E
M
O
R
Y

But someone will say, "You have faith;
I have deeds." Show me your faith
without deeds, and I will show you
my faith by what I do.

James 2:18

Rhythm Guide

But someone will say,	(_____ four times slowly)
"You have faith, I have deeds."	(_____ four times moderately)
Show me your faith without deeds,	(_____ four times fast)
and I will show you my faith	(_____ four times faster)
by what I do.	(_____ four times very fast)
James 2:18	(_____ spoken slowly)



Lesson Objectives

- The students will state that faith is expressed through deeds.
- The students will explain one way to control their tongues.
- The students will state one way to show their faith in God.

Lesson Text

James 2:14-26; 3:1-12

Scripture Memory Verse

But someone will say, "You have faith; I have deeds."
Show me your faith without deeds, and I will show you my faith by what I do.

James 2:18

Lesson Plan

Greeting and Registration

Preclass Activity: What Good Is It?

Welcome and Singing

Centers:

Life Application: Show Me Your Faith

Game: Hands Down!

Bible Skills: Detective James

NOTE: Allow time for a snack.

D
R
E
•
C
•
A
S
S

What Good Is It?

The students will review this week's Bible Story as they complete this activity.

Materials

For each student:

- pencil

Reproducible Pages:

- Page C, 1 copy for each student

Preparation

Complete the activity on your copy of Reproducible Page C.

Instructions

1. Greet the students as they arrive. Remind them that they are learning about the New Testament letter of James. Tell them that they will review a very important Bible passage about faith from James 2 in their activity today.
2. Distribute the copies of Reproducible Page C and pencils. Help the students find a partner to work with. Pair the students who did not hear this week's Bible Story with those who did.
3. Circulate among the students to offer help and encouragement. Check their answers with your Answer Key.

Answer Key

1. 11
3. by what he does
4. Abraham; God's friend
5. dead; dead

Teacher Tips

- Play contemporary Christian music in the background.
- Offer additional activities for the students to do when they finish.

Show Me Your Faith

The students will review this week's Bible Story.

Materials

For the teacher:

- lemon juice
- 2 pieces of plain white paper
- cotton swab
- iron and ironing board

Preparation

1. Dip your cotton swab in lemon juice and neatly print "FAITH" on both pieces of white paper. Let them dry completely.
2. Pass a warm iron over one piece of paper until the word appears.
3. Practice presenting this activity with enthusiasm and energy.

Reviewing the Bible Story

Open your Bible to James 2:14-26. Read the passage below, pausing before each underlined word and have the students say the missing word.

What good is it, my brothers, if a man claims to have faith but has no deeds? Can such faith save him? Suppose a brother or sister is without clothes and daily food. If one of you says to him, "Go, I wish you well; keep warm and well fed," but does nothing about his physical needs, what good is it? In the same way, faith by itself, if it is not accompanied by action, is dead.

But someone will say, "You have faith; I have deeds."

Show me your faith without deeds, and I will show you my faith by what I do. You believe that there is one God. Good! Even the demons believe that—and shudder.

You foolish man, do you want evidence that faith without deeds is useless? Was not our ancestor Abraham considered righteous for what he did when he offered his son Isaac on the altar? You see that his faith and his actions were working together, and his faith was made complete by what he did. And the scripture was fulfilled that says, "Abraham believed God, and it was credited to him as righteousness," and he was called God's friend. You see that a person is justified by what he does and not by faith alone.

In the same way, was not even Rahab the prostitute considered righteous for what she did when she gave lodging to the spies and sent them off in a different direction? As the body without the spirit is dead, so faith without deeds is dead (James 2:14-26, underline added).

Life Application

Imagine walking around in a rainstorm and being lost. You are hungry, cold and feel sick. Finally, a car comes. You wave your hands to stop it. It is your friend from church. You tell him what happened and he says, "That's too bad. Well, I've got to go. Stay warm! I'll pray for you." He drives away. How do you feel? (Take responses.) Explain that it was nice for your friend to offer to pray for you, but what did you need? (a ride home, food, etc.) How could the friend have "shown" his faith? (taken you home, fed you) This is what James meant when he said, "faith without deeds is dead."

Take out the unironed piece of white paper. Ask the students what they see. Ask them if they see the word "faith." Take out the iron (not heated) and pass it over the paper. Bring out the second piece, explaining that you had previously ironed it. Show it to the students.

- *What made the word "faith" appear on this paper? (the action of putting the hot iron on it) If I had not put the iron on the paper, you would never have seen the word "faith" on my paper.*
- *How many of you believe in God or have faith in God? If you do, then you are like this first piece of paper. You say you have faith but that does not mean we can see it.*
- *What are some ways that you can show your faith or make your faith "appear"?* (Take responses.) Offer ideas from your life.

Conclusion

Encourage the students to try the experiment at home with parental supervision during a family devotional. Close with a prayer for the students to think of one way that they can show their faith this week.

Teachers Tips

- If you want to do the actual ironing in class, make sure to keep the hot iron away from the students and store it in a safe place before and after this activity.



3rd and 4th Grades



Hands Down!

The students will review key ideas from the book of James through this activity.

Materials

For the teacher:

- banner paper, 6'
- masking tape
- heavy, black marker
- 1 piece of poster board, 7" x 7"
- 1 piece of poster board, 1/2" x 3"
- glue stick
- 1 brass fastener
- score pad and pencil

Reproducible Pages:

- Page D, 1 copy for the teacher

Preparation

1. Use the black marker to neatly draw a game area on the banner paper, copying the model on the back of this Lesson Card.
2. Cut out the spinner board from your copy of Reproducible Page D and glue it to the 7" poster board square. Use a sharp point to make a hole in the center where indicated.
3. Cut out the spinner and glue it to the 3" poster board strip. Punch a hole where indicated.
4. Attach the spinner to the board with the brass fastener.
5. Practice leading this activity.

Instructions

1. Introduce today's activity: *In your Bible Story this week, you learned about the New Testament letter of James. This letter—or book—contains some of the most powerful teaching about faith in the Bible. James wanted people to understand that faith was not just a feeling or a nice idea—it was something that must be put into action. Today, I will read verses that have words missing. The object of today's activity is to review the main ideas from the book of James as you provide the missing words.*

2. Divide the students into two teams, being careful to mix the students who did not hear this week's Bible Story with those who did. Show the students the game area and the spinner you prepared. Read each of the words on the banner paper and point out that each word appears in two different places. Explain that these are the missing words.
3. Have the teams each line up, on their knees, along both edges of the banner paper. Tell them that you will spin the spinner and call out the hand(s) that they must raise. Then you will read a verse from James 2 that has a word missing. They must try to be the first team to place their hands on the correct word. They may choose from either of the two words that appear on the banner paper. (This is so the students at opposite ends have access to all the words.)
4. Do the first one all together. Spin the spinner and call out the hands that will be needed for this question. For example: if the spinner lands in the "right hand" section, have the students raise their right hands. Read the verse and have them place their right hands on the word that completes the verse.
5. Spin the spinner and call out the hand(s). Next, read the verse. The first team to place all of their hands on the correct word wins the round. Each spin is worth two points. In the case of a tie, no points are given.
6. Continue until all of the questions have been asked, or for as long as time permits. Questions may be repeated.
7. Keep score for the students and encourage all of them for their participation.

Conclusion

Ask the students what they think the most important message is from the book of James and why. Close with a prayer for the students to think about the message of James this week.

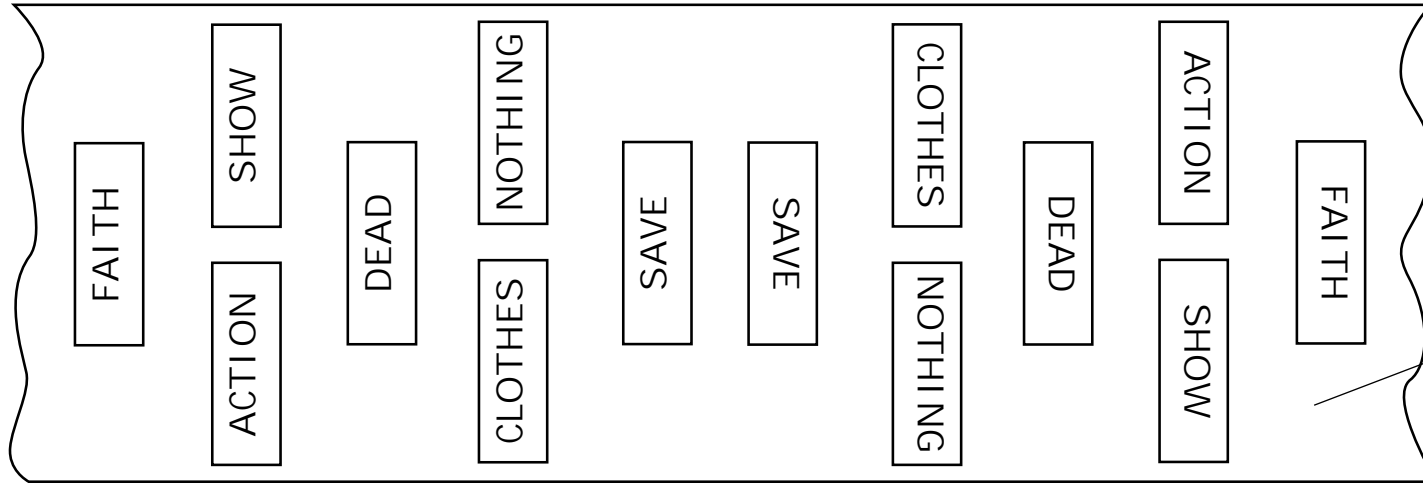

Teacher Tips

- If your group did not hear the Bible Story, play the game as a general overview and not competitively.



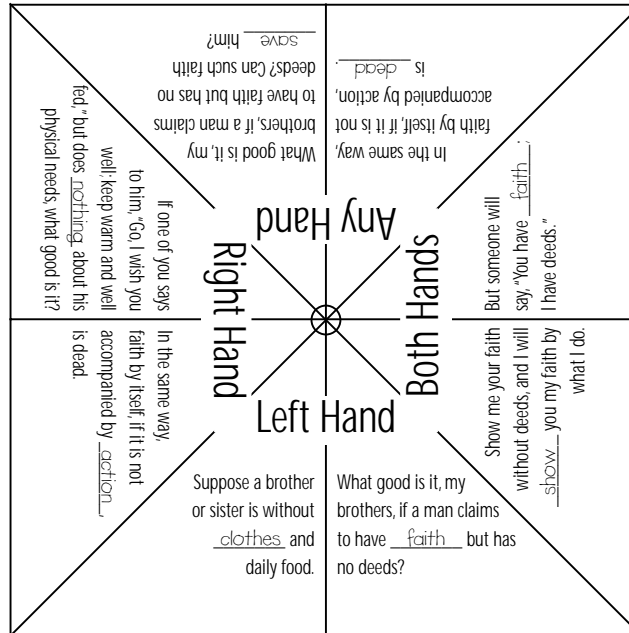
3rd and 4th Grades

General Letters 20-1-11



banner paper

game area



Answer key



3rd and 4th Grades

General Letters 20-1-12

B
I
B
L
E
S
K
I
L
S**Detective James**

The students will review key ideas from this week's lesson as they play Bible detective.

Materials

For the teacher:

- 2 pencils

Reproducible Pages:

- Page E, 2 copies for the teacher

Preparation

Complete the activity on your copy of Reproducible Page E.

Instructions

1. Introduce today's activity: *In your Bible Story this week, you learned about the New Testament letter of James. This letter, or book as it is sometimes called, contains some of the most powerful teaching about faith in the Bible. James wanted people to understand that faith was not just a feeling or a nice idea, but it was something that must be put into action. In your game today, you will be given a list of statements from this week's Bible Story that are mixed up. The object of today's activity is to put the words back in their correct order as they appear in the Bible.*
2. Divide the students into two teams. Give each team a copy of Reproducible Page E and a pencil. Tell the students to use their Bibles to find the mistakes and write the correct verse on the lines beneath the mistakes.
3. When both teams are finished, correct their answers together using the back of this Lesson Card.

Conclusion

Ask the students how it makes them feel to know that not only does God want us to talk about our faith in God, but he also wants us to show it by our actions. Close with a prayer for the students to show their faith in God this week.

Teacher Tips

- Adapt this activity to the skill level of the students in your group. For a more challenging version, give each student or pair of students their own copy of Reproducible Page E.

JAMES



Detective James

Answer Key

Directions: The following verses are all mixed up. Words have been changed and put out of order. We need your help! Use your Bible to fix the mistakes and write the correct verses in the spaces provided.

1. Good brother, what is it if a man climbs to high faith but has no seeds? Can such a face shave him? (James 2:14)

What good is it, my brothers, if a man claims to have faith but has no deeds? Can such faith save him?

2. Suppose a brother or sister is without toes and daily foot. (James 2:15)

Suppose a brother or sister is without clothes and daily food.

3. If one of you says to him, "Go away you wishing well! Keep warm and well bread," but does nothing about his physical needs, is it good. What? (James 2:16)

If one of you says to him, "Go. I wish you well; keep warm and well fed." but does nothing about his physical needs, what good is it?

4. In the same day, faith buys itself, not according to action, with bread. (James 2:17)

In the same way, faith by itself, if it is not accompanied by action, is dead.

5. Will someone say, "You have faith; I have seeds."

Show me your seeds without faith, and I will buy you a show to do. (James 2:18)

But someone will say, "You have faith; I have deeds." Show me your faith without deeds, and I will show you my faith by what I do.



Playing with Keys

Name _____

Directions: Use the Key Words from the box to do a crossword puzzle in the spaces provided. The first letter of each word has been given to you as a hint.

				J										
			T											
				S										
		H			L									
							W			D				
				F										
								D						
	A													
			S											

Key Words

listen	deeds	tame	word
faith	show	tongue	speak
actions	dead	humble	James

Jumping Ahead

Directions: Choose five Key Words from the box and write them in five sentences.

1. _____
2. _____
3. _____
4. _____
5. _____



3rd and 4th Grades

<p>Bad Tongue Spreads Gossip Tells Lies Uses Bad Words</p>	<p>Good Tongue Uses Helpful Words Tells the Truth Uses Kind Words</p>
--	---

<p>Bad Tongue Spreads Gossip Tells Lies Uses Bad Words</p>	<p>Good Tongue Uses Helpful Words Tells the Truth Uses Kind Words</p>
--	---

Supplement/Preclass

1 copy for each student

What Good Is It? What Good Is It? What Good Is It? What Good Is It? What Good Is It? What Good Is It? What

What Good Is It?

Name _____

What Good Is It? What Good Is It? What Good Is It? What Good Is It? What Good Is It? What Good Is It?

Good Is It? What Good Is It? What Good Is It? What Good Is It? What Good Is It? What Good Is It?

What good is it, my brothers, if a man claims to have faith but has no deeds? Can such faith save him? [15] Suppose a brother or sister is without clothes and daily food. [16] If one of you says to him, "Go, I wish you well; keep warm and well fed," but does nothing about his physical needs, what good is it? [17] In the same way, faith by itself, if it is not accompanied by action, is dead.

[18] But someone will say, "You have faith; I have deeds."

Show me your faith without deeds, and I will show you my faith by what I do. [19] You believe that there is one God. Good! Even the demons believe that—and shudder.

[20] You foolish man, do you want evidence that faith without deeds is useless? [21] Was not our ancestor Abraham considered righteous for what he did when he offered his son Isaac on the altar? [22] You see that his faith and his actions were working together, and his faith was made complete by what he did. [23] And the scripture was fulfilled that says, "Abraham believed God, and it was credited to him as righteousness," and he was called God's friend. [24] You see that a person is justified by what he does and not by faith alone.

[25] In the same way, was not even Rahab the prostitute considered righteous for what she did when she gave lodging to the spies and sent them off in a different direction? [26] As the body without the spirit is dead, so faith without deeds is dead (James 2:14-26).

1. Circle every time that the word "faith" appears in the passage above. How many times does it appear? _____
2. Write out verse 18 in the space below:

3. How does the writer say that he will show his faith in verse 18? _____
4. What Old Testament man is mentioned in verse 21? _____ What does verse 23 say that he was called? _____
5. Fill in the blanks from verse 26:
As the body without the spirit is _____, so faith without deeds is _____.
6. What do you think this means: "Faith without deeds is dead."?



What Good Is It? What Good Is It? What Good Is It? What Good Is It? What Good Is It? What Good Is It?

Supplement/Game

1 copy for the teacher

<p style="text-align: center;">Right Hand</p> <p>If one of you says to him, "Go, I wish you well; keep warm and well fed," but does _____ about his physical needs, what good is it?</p>	<p style="text-align: center;">Left Hand</p> <p>Suppose a brother or sister is without _____ and daily food.</p>
<p style="text-align: center;">Any Hand</p> <p>What good is it, my brothers, if a man claims to have faith but has no deeds? Can such faith _____ him?</p>	<p style="text-align: center;">Both Hands</p> <p>Show me your faith without deeds, and I will _____ you my faith by what I do.</p>



spinner

spinner board



3rd and 4th Grades

Supplement/Bible Skills

2 copies for the teacher



Detective James

Directions: The following verses are all mixed up. Words have been changed and put out of order. We need your help! Use your Bible to fix the mistakes and write the correct verses in the spaces provided.

1. Good brother, what is it if a man climbs to high faith but has no seeds? Can such a face shave him? (James 2:14)

2. Suppose a brother or sister is without toes and daily foot. (James 2:15)

3. If one of you says to him, "Go away you wishing well! Keep warm and well bread," but does nothing about his physical needs, is it good. What? (James 2:16)

4. In the same day, faith buys itself, not according to action, with bread. (James 2:17)

5. Will someone say, "You have faith; I have seeds."
Show me your seeds without faith, and I will buy you a show to do. (James 2:18)

