

BREAD OF LIFE

LESSON TEXT

John 6:1-15, 25-40

LESSON OBJECTIVES

- The students will take inventory of the things in their lives that truly bring them lasting happiness.
- The students will compare “food that spoils” to “food that endures” in their own lives.
- The students will choose one need that they will depend on Jesus to meet during the upcoming week.

MATERIALS NEEDED

For each student:

- pen or pencil
- 6 sheets unlined paper, 7" x 9"
- 1 game piece (coin, piece from an old game, etc.)

For the teacher:

- “junk food”—cake, cookies, candy, chips, soda
- “good food”—vegetables, fruit, cheese, water
- roll of banner paper
- 1 large brown paper grocery bag for every 6 students
- natural crochet yarn or light-weight twine (12" for each student)
- several hole punches
- scissors/clear tape
- markers/colored pencils
- 1 Master Quest Game Board poster
- 1 game die for every 6 students

Reproducible Pages:

- Page A, 1 copy for every 2 students
- Page B, 1 copy for each student
- Page C, 1 copy for each student (copy on the back of Page B)
- Page D, 1 copy for each student
- Page E, 1 copy for every 6 students
- Page F, 1 copy for every 6 students (copy on the back of Page E)
- Page G, 1 copy for every 6 students
- Page H, 1 copy for each student

LESSON PLAN

Getting Ready

Faithful Instruction
 Teacher Focus
 Teacher Tips
 Preclass Activity: The Quest Journal
 Starting Up
 Welcome and Singing
 Opening Prayer
 Victories

Getting into God's Word

The Quest Guest
 Story: “The Package” (Part 1)
 Scripture Study
 Story: “The Package” (Part 2)
 Activity: The Quest Game


Getting It to Others

Scripture Memory: John 6:35
 Weekly Challenge and Snack Time
 Conclusion

SCRIPTURE MEMORY VERSE

Then Jesus declared, “I am the bread of life. He who comes to me will never go hungry, and he who believes in me will never be thirsty.”

John 6:35



FAITHFUL INSTRUCTION

TEACHER FOCUS

Pray before preparing this lesson. Read and meditate on John 6:1-15 and 25-40.

What are some recent situations that have exposed deep needs in your life? What are some of the ways you attempted to meet these needs? Did you trust Jesus to meet them through your relationship with him? How did Jesus satisfy your needs? How does Jesus fulfill your needs every day? These are questions you must answer to prepare yourself to communicate Jesus to your students.

This is the first week of an incredible unit on the uniqueness of Jesus. "The Quest" is a tool to help the students relate to the spiritual battle that goes on every day and the ways Jesus provides for us to win that battle every day! How does your dependence on Jesus and your awareness of him affect the way you teach your students? Your awe of Jesus and your faith in the power of his unique qualities will be communicated in everything you do. Show your students how much Jesus wants to meet their needs.

TEACHER TIPS

Before class begins, you will need to set up two tables or areas, one full of "junk food" (cake, cookies, candy, chips, soda) and one full of "good food" (vegetables, fruit, cheese, water). Over the "junk food" table, place a colorful banner that reads "THINGS THAT DON'T SATISFY." Over the "good food" table, place a colorful banner that reads "SATISFACTION GUARANTEED!" The food on these tables will be used during snack time later in the lesson. Ask for help from some of the parents by calling them ahead of time and having them bring a good balance of junk and good food that the students will eat!

NOTE: If your meeting place does not allow you to bring food, make two eye-catching posters of good food and junk food. Use the same banner titles over each poster.

Please spend time familiarizing yourself with the rules for the Quest Game. This unit has more components than usual, and you must have a very clear understanding of the different components in order to transition smoothly. You will need to collect the game boards to redistribute to the students during each week of this activity. The game boards from each week will be attached to those of the previous weeks as the game progresses.

PRECLASS ACTIVITY

THE QUEST JOURNAL

The students will make journals that they will use throughout this unit of study.

MATERIALS USED

For each student:


- pen or pencil
- 6 sheets of unlined paper, 7" x 9"

For the teacher:

- 1 large brown paper grocery bag for every 6 students
- natural crochet yarn or lightweight twine (12" for each student)
- several hole punches
- scissors
- markers/colored pencils

Reproducible Pages:

- Page A, 1 copy for every 2 students



PREPARATION

1. Cut one 7" x 9" rectangle from the paper bags for each student.
2. Also cut six pieces of unlined paper the same size (7" x 9"), and cut three pieces of yarn or twine (4" long) for each student.
3. Make a journal to display so the students can clearly see how the finished journal will look.
4. Ask the students to put their journals away until later in the class.

INSTRUCTIONS

See Reproducible Page A for instructions.

STARTING UP

WELCOME AND SINGING

Call the students together in a circle. Welcome everyone by name, being sure to recognize anyone who is visiting. Let them know how glad you are to see them and how much you looked forward to being with them. Sing a few great songs.

OPENING PRAYER

Who would like to say a prayer to start today's time together? Let a few students lead the prayer. Encourage the students to mention missing students, special church activities, illnesses and to be especially thankful for the chance to be together.

VICTORIES

Take the time to have the students share about the challenges they were given at the end of last week's class. *Did everyone complete their challenge? How did it go? What fears did you face as you met the challenge to put the lesson into practice? How did everyone do with having consistent quiet times? Who would like to share something they learned this week?*

Praise and encourage all the students' efforts, especially noting any area of significant growth. Offer help and suggestions so they can have even more victories in the coming week.





THE QUEST QUEST

To begin this unit and the Quest in a powerful way, ask a church leader (teen leader, sector leader or an evangelist) to introduce the Quest while dressed as an adventure hero (e.g. Indiana Jones). Make sure it is a leader whom the students admire and who can make it exciting. Have him welcome the students to the new unit in which they will learn about the uniqueness of Jesus and go on a grand Quest for the Great I AM! (Exodus 3:14, John 8:58). Have him read Revelation 21:6-7 and pray for the students as they begin their journey.

NOTE: Keep this activity relatively short because of the number of things to be accomplished in this lesson. Plan to bring this leader back at the end of the unit (U20L5).

STORY

THE PACKAGE (PART 1)

This story is symbolic of the struggle between good (Jesus) and evil (Satan—or a demon). What Satan offers is not fulfilling; what Jesus offers is fulfilling.

MATERIALS USED

For each student:

- pen or pencil

For the teacher:

- scissors

Reproducible Pages:

- Page B, 1 copy for each student
- Page C, 1 copy for each student (copy on the back of Page B)
- Page D, 1 copy for each student

INSTRUCTIONS

1. Give each student a copy of Reproducible Page B (The Package—Part 1), Reproducible Page C (The Package—Part 2) and Reproducible Page D (Questions).
2. Read aloud part one of the story (Reproducible Page B), and instruct the students to answer the questions on Reproducible Page D.
3. Have the students give Page D back to you after they have completed it.
4. When you have received all the completed copies of Reproducible Page D, cut along the dotted lines

and separate them by question number into five separate stacks.

5. Read aloud Page C, and then continue by reading the paragraph below, using some of the students' answers in the appropriate spaces:

"The last person was someone a lot like you. He wished to be the best in the world at answer to #1. The 'genie' gave him answer to #2 and made him look like answer to #5. His best friend became answer to #3, and he chose to have the answer to #4 as his greatest accomplishment. He seemed to have it all, but he had filled his stomach with 'food that spoils' instead of 'food that endures.' It quickly made him sick!"

"I don't understand how it made him sick," you tell the man, "he had everything he wanted!"

"He had everything he wanted, but not everything he needed...Let me explain the truth about having everything you ever wished for!"

At this point, proceed to the Scripture Study and let the students know that you will return to the story at the end of the Scripture Study.

SCRIPTURE STUDY

Read John 6:1-15.

- In verse 15 the Bible tells us that the people wanted to make Jesus their king! Why do you think they wanted to do that? (He could give them free food, and they would never be hungry again. / They wanted Jesus to take care of all their needs.)
- What other needs might they have wanted Jesus to meet? (healing, security, money, friendship, etc.)
- These people were hungry for food. Have you ever felt "hungry" for something besides food? (You may need to encourage the students to think about ways they have wanted popularity, friends, relationships, acceptance, etc. You should share personally and honestly about how you also "hunger" for those things.)
- Think about the list of things you wanted from the "genie." Why do we want those things so much? (think the things we want will satisfy us, make us happy)

Read John 6:25-27.

- What did Jesus mean by "food that spoils?" (Using the story and some examples from their lists, help the students to see how quickly things spoil. Be prepared to share from your own life how something you wanted quickly "spoiled.")



- *How do we work for "food that spoils?"* (Encourage discussion and be prepared to share personal examples.)

Read John 6:28-40.

- *What is the "food that endures to eternal life"?* (He is the food that endures. / He calls himself the "bread of life" and says that if we come to him, we will never be hungry.)
- *What does Jesus mean by saying he is the "bread of life"?* (Remind your students that bread was and is a staple of life for many people. It was something that everyone needed and ate. Encourage discussion, directing it toward an understanding that in the same way as bread is a staple of life, so our relationship with Jesus enables us to live spiritually. We need to rely on him daily, looking to him to meet all our needs.)
- *How can we enjoy Jesus as the "bread of life" and "food that endures."* (As we work on our relationship with him and become more like him, we will be enjoying "food that endures." Jesus will fill our needs when we build a relationship with him.)
- *How do we build our relationship with Jesus?* (by identifying the "food that spoils" in life and learning to depend on Jesus to take care of our needs / spending time getting to know Jesus and praying honestly to him about our needs)

Think about "food that spoils" and "food that endures" as we see how the story ends.

STORY

THE PACKAGE (PART 2)

Read Part 2 of the story (Reproducible Page C). Ask the following questions:

- *Why did you ask for the things that do not last?*
- *What is the lesson you learned from the story?*

ACTIVITY

THE QUEST GAME

The Quest is a continuous game that will be played throughout Unit 20. The purpose of this game is to reinforce the lesson objectives while giving the students a fun activity. For instructions about how to set up the game and how to play the game, see the insert sheet at the beginning of the unit entitled "The Quest Game Instructions." At the beginning of the unit you will also find a folded poster (Master Quest Game Board) that will serve as a guide for attaching the Reproducible Pages from week to week, making a completed master game board from the individual game boards from each lesson for each group of six students.

Have the groups of students color and cut out their game boards. You will need to collect them after the game is played then distribute them to the students next week (Core Lesson).

MATERIALS USED

For each student:

- 1 game piece (coin, piece from an old game, etc.)


For the teacher:

- 1 game die for every 6 students
- markers/colored pencils
- scissors

Reproducible Pages:

- Page E, 1 copy for every 6 students
- Page F, 1 copy for every 6 students (copy on the back of Page E)
- Page G, 1 copy for every 6 students





SCRIPTURE MEMORY VERSE

Then Jesus declared, "I am the bread of life. He who comes to me will never go hungry, and he who believes in me will never be thirsty."

John 6:35

MATERIALS USED

Reproducible Pages:

- Page H, 1 copy for each student

INSTRUCTIONS

1. Give each student a copy of Reproducible Page H (Memory Verse).
2. Have the students write the memory verse in their Quest Journals. Explain that throughout this unit they will be writing down information in their journals that will help them in their quest to find the Great I AM.

THINGS THAT DON'T SATISFY

#1

SATISFACTION GUARANTEED

#2

WEEKLY CHALLENGE AND SNACK TIME

MATERIALS USED

For the teacher:

- "junk food"—cake, cookies, candy, chips, soda
- "good food"—vegetables, fruit, cheese, water
- roll of banner paper

Make two banners as seen below and to the left. Place banner #1 over the "junk food" and banner #2 over the "good food."

Allow the students to enjoy the food from the tables for a snack as you discuss the challenge.

Have the students pair up and discuss one specific thing in their lives that they know does not satisfy them and one specific need they will let Jesus meet every day in the coming week. Have the students commit to allowing Jesus to meet this particular need in their lives. (For example, they will get their confidence from Jesus, not from their grades in school.) Have them write their responses in their Quest Journals. Take up the Quest Journals and keep them for the students to use next week.

As partners, ask the students to pray for and encourage each other in this area during the week. If time permits, go from pair to pair, writing down the need that each student will allow Jesus to meet during the week so that you can pray for the students as well. Have them write their partner's name and phone number on their Scripture Memory sheet so they can be in touch during the week.

CONCLUSION

End the class with a prayer.

WEEKLY CHALLENGE

Choose one need that you have met with "food that spoils" and decide to meet it with Jesus' help this week (getting self-esteem from grades, getting security from clothes, etc.).

Pray with your parents and partner about this.

BREAD OF LIFE

LESSON TEXT

Isaiah 55:2; Luke 19:1-10

LESSON OBJECTIVES

- The students will explain why Zacchaeus needed Jesus to fill needs that his wealth and power did not.
- The students will explain what Zacchaeus may have been looking for when he went to see Jesus.
- The students will choose one need that they will depend on Jesus to meet during the upcoming week.

MATERIALS NEEDED

For each student:

- pen or pencil

For the teacher:

- scissors
- markers/colored pencils
- extra Bibles
- 5 sheets of notebook paper
- clear tape

Reproducible Pages:

- Page I, 1 copy for the teacher
- Page J, 1 copy for the teacher
- Page K, 1 copy for the teacher
- Page L, 1 copy for the teacher
- Page M, 1 copy for the teacher
- Page N, 1 copy for the teacher

LESSON PLAN

Getting Ready

Faithful Instruction
 Teacher Focus
 Teacher Tips
 Preclass Activity: Needs Puzzle
 Starting Up
 Welcome and Singing
 Opening Prayer and Review
 Great News Sharing

Getting into God's Word

Scripture Study
 Activity: Needs Puzzle Discussion


Getting It to Others

Scripture Memory: John 6:35
 Weekly Challenge and Snack Time
 Conclusion

SCRIPTURE MEMORY VERSE

Then Jesus declared, "I am the bread of life. He who comes to me will never go hungry, and he who believes in me will never be thirsty."

John 6:35



FAITHFUL INSTRUCTION

TEACHER FOCUS

Pray before preparing this lesson. Read and meditate on Isaiah 55:2 and Luke 19:1-10.

Hunger and famine are rampant in our world, and there are increasing numbers of people and organizations trying to meet these and other physical needs. But have you ever seen a television commercial begging you to intercede on behalf of the spiritually starving? On the contrary, commercials continue to pump into our homes the false "religions" of materialism, humanism and sexual freedom. Many advertising firms target preteens and teens for their advertising campaigns. They are bombarded daily with lies and tricks as Satan tells them how to fill a void that only Jesus and God's word can truly fill.

As you prepare this lesson, ask God to strengthen your conviction that if we honor and rely on God, we are promised to be fully satisfied. With this in your heart, pass on the conviction to your students that nothing this world offers is comparable to the fulfillment that God has given you and will give them through Jesus!

TEACHER TIPS

If you have more than twenty-five students, you may want to make two copies of Reproducible Pages I-M.

PRECLASS ACTIVITY

NEEDS PUZZLE

The students will prepare pieces of a puzzle that will help them to understand temporary versus long-term satisfaction after the puzzle is completed.

MATERIALS USED

For the teacher:

- scissors
- markers/colored pencils

Reproducible Pages:


- Page I, 1 copy for the teacher
- Page J, 1 copy for the teacher
- Page K, 1 copy for the teacher
- Page L, 1 copy for the teacher
- Page M, 1 copy for the teacher
- Page N, 1 copy for the teacher

PREPARATION

1. Crop the copies of Reproducible Pages I-M (Needs Puzzle sheets) so that the puzzle fits together. (Refer to Reproducible Page N to see how the whole puzzle should look.)
2. Before the students arrive, have one of the Reproducible Pages at each of five different stations or areas, along with markers and colored pencils.

INSTRUCTIONS

1. As they arrive, direct each student to one of the five sheets to color. Be careful to keep approximately the same number of students at every station. (If you have more than three students at every station, they will need to take turns doing the coloring.)



2. As they are coloring their sheets, ask the groups of students to talk about what their individual pictures depict. (Explain that each of the pictures depicts some aspect of a preteen's life that they can look to in order to meet their needs.)
3. Have the students stay in their groups until after the Scripture Study is completed because the puzzle will be used during the lesson.

STARTING UP

WELCOME AND SINGING

Call the students together in a circle. Welcome everyone by name, being sure to recognize anyone who is visiting. Let them know how glad you are to see them and how much you looked forward to being with them. Sing a few great songs.

OPENING PRAYER AND REVIEW

- Open with one of the students praying for each student to allow Jesus to meet their needs, rather than looking to things or people.
- Have one student recite the memory verse for this lesson: John 6:35.
- Have a student briefly review the previous lesson (Core Lesson).

GREAT NEWS SHARING

Allow several minutes for the students to share great news about their lives. This could be about a family member who became a disciple, someone healed from an illness, someone studying the Bible, great grades, etc. Remind the students to be brief so that as many as possible can share.



SCRIPTURE STUDY

MATERIALS USED

For each student:

- pen or pencil

For the teacher:

- extra Bibles
- 5 sheets of notebook paper

Have the students turn to Isaiah 55:2 and listen to you as you read the passage aloud.

- *Have you ever had a craving? What was it for, and what did you do to satisfy it?*
- *What are some things that people work for because they crave them?* (clothes / bikes / money / praise / popularity / academic or athletic achievements / video games, etc.)
- *Are these things bad by themselves?* (no)
- *So when does craving these things cause problems?* (when you have to have them to be happy or secure)
- *If you do get these things, do they guarantee your long-term happiness?* (no)
- *Why?* (wear out / can be taken away / cause you to want more in order to be happy, etc.)

Select a volunteer to read Luke 19:1-10.

Use the following facts as you describe to your students Zacchaeus and his time in history:

1. He was an Israelite.
2. He was a traitor to his people because he took money from his own people and gave it to the Romans who hated Jews; hence, he was not popular with his own people.
3. He was a tax collector for money and power.
4. He was the chief tax collector.
5. He was given authority to collect taxes any way he wanted as long as he got the money.
6. He could collect as much as he wanted as long as the Romans got what they asked for.

- *Zacchaeus had money, power, position, praise from his employer (he was "chief"). He had everything that we think would make our lives happy. Why do you think he was so desperate to see Jesus?*
- *What do you think he was missing?* (a relationship with Jesus / unconditional acceptance and love / forgiveness of his sin and guilt) Look at his reaction in verse 6.
- *How are you like Zacchaeus? What do you put in your life, expecting it to make you happy?*
- *Did the people around Zacchaeus see Jesus' invitation as a good thing? Why?* (They saw Zacchaeus as a "sinner." / They were envious of his money. / They did not see him as a needy person because he looked happy to them.)
- *Look at Zacchaeus' response! Did he see it as a good thing? Why do you think he did this?* (He realized that he had found true wealth, and the wealth this world had to offer was deceiving and unfulfilling.)

Have the students discuss within their groups how Zacchaeus' life probably changed from the day he met Jesus. Give each group a pen or pencil and paper to record their answers to the following questions:

- *What do you think Zacchaeus did with all his wealth?*
- *Was he happy or sad with his life?*
- *How did he live his life after Jesus had dinner with him?*
- *How do you think the people who hated him before he changed would feel about him after he changed?*

Have the students brainstorm for about five minutes together and then have as many groups as possible share their ideas.





ACTIVITY

NEEDS PUZZLE DISCUSSION

The students will complete the puzzle, focusing on the concept of things that bring lasting satisfaction.

MATERIALS USED

For the teacher:

- finished preclass activity
- clear tape

Reproducible pages:

- Page N, 1 copy for the teacher (used in Preclass Activity)

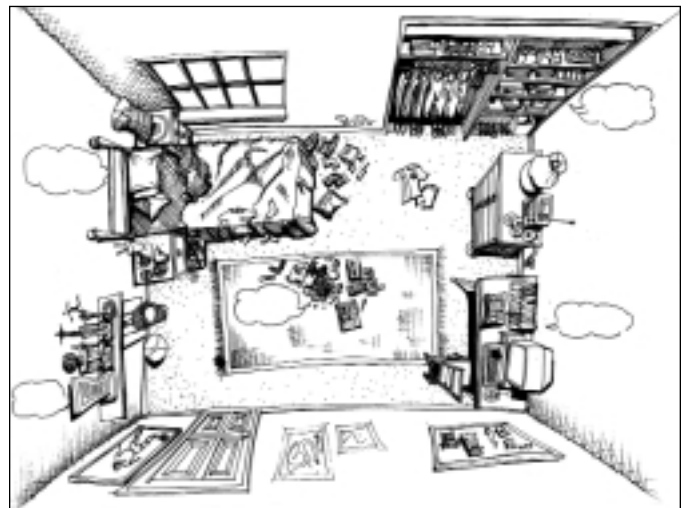
PREPARATION

Refer to Reproducible Page N to help you see how the Needs Puzzle should look when all the pieces are together.


INSTRUCTIONS

1. Have each group of students share what their picture depicts.
2. As they share, have them bring that part of the puzzle into the center of the table, connecting it to the other sections. (You should end up with a picture of a preteen's room!) See below the needs preteens try to meet in ways that will not bring lasting satisfaction.

- *Are the items mentioned below "food that spoils" or "food that endures"? (food that spoils) None of these last. That is why the answer is "food that spoils."*
- *What would happen if we ate only food that spoils or doesn't last? (We wouldn't get the nutrients we need in order to grow properly and have the energy we need.)*
- *What does it feel like when we try to fill our lives with acceptance, security, self-esteem, identity and respect from the world, power or possessions? (We don't stay satisfied. / We don't grow spiritually.)*



<i>Acceptance:</i>	Picture says "Clothes make the man."
<i>Security:</i>	Picture says "Money and things give us security."
<i>Self-Esteem:</i>	Picture says "Talents make us feel important."
<i>Identity:</i>	Picture says "Achievements tell us who we are."
<i>Respect:</i>	Picture says "The only people given respect are the ones who are perfect."



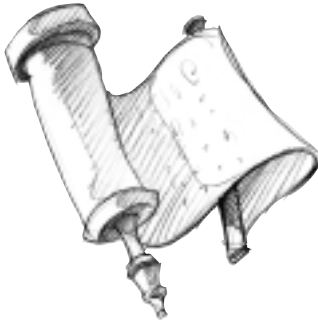
SCRIPTURE MEMORY VERSE

Then Jesus declared, "I am the bread of life. He who comes to me will never go hungry, and he who believes in me will never be thirsty."

John 6:35

INSTRUCTIONS

1. If time permits, divide the class into two groups.
2. Have each group choose a style of music and put the memory verse to a song they compose that fits the style they chose.
3. Have each group perform the song they wrote for the other groups.



WEEKLY CHALLENGE AND SNACK TIME

If your students bring a snack, allow them to eat while you review the challenge for the week.

The students were to select one need in their lives that they would focus on allowing Jesus to meet this week. Have a few share about how the challenge has gone for them, and how it has changed their attitude toward things they needed and how they met those needs.

Encourage the students to ask friends from school to join them for this unit. Challenge your students to come up with an invitation to invite their friends, giving all the pertinent information. Or come up with one yourself to give them.

CONCLUSION

End the class with a prayer.

WEEKLY CHALLENGE

Choose one need that you have met with "food that spoils" and decide to meet it with Jesus' help this week (getting self-esteem from grades, getting security from clothes, etc.).

Pray with your parents and partner about this.

QUEST JOURNAL

You will make a Quest Journal in which you will record the information you gain while on your "Quest" for the Great I AM. Work in pairs and follow the directions below:

MATERIALS FOR EACH STUDENT:

- pen or pencil
- 6 sheets of unlined paper (7" X 9")
- rectangle of brown paper (7" X 9")
- 3 pieces of yarn or twine (4" each)

MATERIALS FOR STUDENTS TO SHARE:

- hole punches
- scissors
- markers/colored pencils

DIRECTIONS:

1. Stack the 6 sheets of unlined paper on top of the piece of brown paper, and fold in half lengthwise to make a book. (Figure A)
2. Punch three holes in the spine of the book. (Figure B)
3. Thread a 4" piece of yarn or twine through each hole and tie the ends together. (Figure C)
4. Decorate your book to look like a mysterious old journal with a jungle or treasure-map look. Your cover may look crumpled, but that just makes it look older. (Figure D)
5. Write your name on the front of your journal, and put it aside until later in the class.

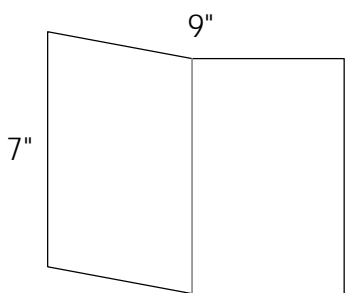


Figure A

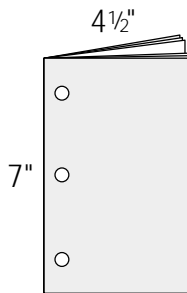


Figure B




Figure C




Figure D

THE PACKAGE

Part 1

Imagine that tomorrow you receive a big, brown package tied with a thick rope. It is addressed to you, has no return address, and there is no way to tell where it came from. You take it into your room, untie the rope and take off the brown paper. Underneath the paper is an old wooden crate full of straw. As you dig through the straw, you find a small black wooden box with two small doors on opposite sides. One door has a small pearl handle and is carved with a beautiful falling star, but the other door is scarred and nicked and the handle looks like it was broken off. Curious, you pull the handle on the first door and it swings open easily. You look inside the box. Suddenly smoke starts coming from the opening and to your surprise, it takes the shape of a handsome young man! His eyes immediately fasten on the box. With fear in his voice he exclaims, "You didn't open the other side of the box, did you?!"

"No...not yet," you answer.

"Whew! Thank goodness!" he sighs. "You have no idea how lucky you are! You could have opened the other side first and have been in real trouble!"

With that, he looks at you right in the eyes and with a huge smile he says, "Thank you so much for releasing me! I am a good and powerful genie, and you have freed me from thousands of years of imprisonment! As your reward, I would like to give you five wishes!"

He reaches into the box and pulls out a piece of parchment paper and a beautiful pen and gives them to you, saying, "Just answer the five questions and I will give them to you!"

As you start to read the questions he adds, "Oh, and make sure you sign it at the bottom."

Please take a moment to answer the questions on Page D and then return it to your teacher.

You are so excited about your reward that you quickly answer the questions, sign the sheet and give it back to the genie, who has been looking over your shoulder and nodding in approval as you filled it out.

"Those sound like great wishes!" he says when you finish. "I will be back in just a few minutes with all the things you desire!" With that, he turns into smoke again and disappears. Just as you go back over to the box you had put on your bed, he suddenly reappears and says, "Whatever you do, don't open that other door! My enemy is on that side of the box, and he will destroy you if you let him out!" He looks at you, smiles again and disappears.



THE PACKAGE

Part 2

You sit on your bed, pick up the box and stare at the door that is still shut. You decide it would be better if you put the box somewhere else so you can lay down on your bed and daydream about how great life will be when you get what you wished for. As you stand up to put the small box back in the crate, you trip and the box flies out of your hand and falls to the floor. You quickly pick up the box, but as you do, you notice that the other door is now open! A bright light beams out of the box and suddenly a man is standing in front of you dressed in white. He immediately looks at the box and says, "You opened the other side of the box, didn't you?"

Scared he will destroy you like the genie said he would, you start to answer "No." But before you can even say it he says, "He told you I would destroy you, but it is he who will destroy you if you take what he has offered you."

"What are you talking about?" you ask. "He is going to give me everything I ever wanted!"

"But did he tell you the price?" the man gently asks.

"No." you answer.

The man sighs and says, "He promises that all these things will make you happy, but he is deceiving you. He wants you to trust in these things instead of trusting in God. He wants to hurt you, not help you."

"After hearing in your class all of that about 'food that spoils' and 'food that endures,' which were you thinking about when you answered the 'genie's' questions?" the man asks you.

"The 'food that spoils,'" you reply.

Suddenly the 'genie' appears in your bedroom carrying all the things he promised you. He freaks out when he sees the man sitting with you. Before the "genie" can even speak, the man in white stands up and says, "You have been found out again, Demon of Deceit!"

"But don't you want these things I brought you?" the demon entices you. "You can have it all!"

"No!" you shout. "I now know what you are all about, and I don't believe your lies!"

The man grabs the demon in one hand and the box in the other. "You have lost another battle, demon! Now get back in the box!" With that, the man stuffs the demon in the box and closes the lid.

"Who are you?" you ask the man.

"You will know who I am at the end of this great quest," the man replies, "but remember I am always ready to protect you from the demons that will be chasing you. Now I must go back into the box to help the next person this demon tries to trick!" He quickly jumps into his side of the box and closes the lid behind him. As you watch in amazement, the box and the package slowly disappear before your eyes.

"Don't forget the lesson you learned today!" a voice says from somewhere. "It will guide you on your quest."





QUESTIONS

1. I will make you the most talented person on Earth at any one thing you desire. At what do you want to be better than anyone else?

2. I will give you any one possession you desire. What is one thing you want more than anything else in the world to show off to your friends?

3. I will make any one person in the world your best friend, and he or she will hang out with you all the time. Who do you want to be able to say is your best friend?

4. I will give you any award, trophy or accomplishment you wish. What one thing do you want to be able to show people you have done?

5. I will make you look like any one person in the world you want, or even better! Who do you want to look like or better than?

Signature

THE QUEST GAME—QUESTIONS

Q

1.

What did the little boy share with the group?

Q

2.

About how many men were in the crowd?

Q

3.

How many baskets were filled with leftovers?

Q

4.

Who is the "bread of life"?

Q

5.

What will happen to those who eat the bread of life?

Q

6.

What are some things people fill up on that are not satisfying?

THE QUEST GAME—ANSWERS

A

1.

Five small barley loaves
and two small fish

A

2.

About five thousand

A

3.

Twelve

A

4.

Jesus

A

5.

Verse 35b:

"He who comes to me
will never go hungry,
and he who believes in
me will never be thirsty."

A

6.

Friends, relationships,
material possessions,
accomplishments, etc.



Core/Getting into God's Word/1 copy for every 6 students

SCRIPTURE MEMORY VERSE

Then Jesus declared, "I am the bread of life. He who comes to me will never go hungry, and he who believes in me will never be thirsty."

JOHN 6:35

WEEKLY CHALLENGE

Choose one need that you have met with "food that spoils" and decide to meet it with Jesus' help this week (getting self-esteem from grades, getting security from clothes, etc.).

Pray with your parents and partner about this.

NEEDS PUZZLE


[Part 1 of 5]



"The only people given respect are the ones who are perfect."


NEEDS PUZZLE

[Part 2 of 5]




NEEDS PUZZLE

[Part 3 of 5]



NEEDS PUZZLE

[Part 4 of 5]



NEEDS PUZZLE

[Part 5 of 5]



NEEDS PUZZLE

