

# Pearl

## Lesson Objectives

- The children will hear the parable of the pearl of great value.
- The children will state that a person must seek to find God's kingdom.
- The children will identify one way they can search for God.

## Lesson Text

Matthew 13:45-46

## Scripture Memory Verse

"The kingdom of heaven is like a merchant looking for fine pearls."  
*Matthew 13:45*

## Lesson Plan

Greeting and Registration

Preclass Activity: Favorite Things

Welcome and Singing

Centers:

Bible Story: God's Great Value

Craft: The Greatest Worth

Scripture Memory: Fine Pearls

NOTE: Allow time for a snack.



# Pearl of Great Price



pre  
class

A  
C  
T  
I  
V  
I  
T  
Y

# Pearl

## Favorite Things

The children will preview today's Bible Story as they make a collage of things they value.

### Materials

*For each child:*

- crayons
- scissors
- glue stick

*For the teacher:*

- 1 piece of banner paper, 6' long
- magazines with pictures of people, toys, games, families, etc.
- scissors

### Preparation

1. Cut out as many pictures as possible of things that the children in your class value, e.g. family, friends, sports, games, TV, collectors items, etc.
2. Remove any inappropriate pictures from the magazines before you bring them to class.
3. Across the top edge of the banner paper, neatly print in large letters: "My Favorite Things." The children will glue and draw pictures beneath it.

### Instructions

1. Greet the children as they arrive. Tell the children that today they will learn another of Jesus' parable. This one is about a pearl of great value. Show them the banner you prepared. Tell them that they will glue or draw pictures of their favorite things on the banner such as: friends, family, sports, TV, movies, food, candy, etc. Tell the children that they will use this banner during the Bible Story.

2. Distribute the crayons, glue sticks, scissors, pictures you prepared and magazines. Tell the children to glue or draw as many pictures as they can on the banner and sign their names beside each one.
3. Circulate among the children to write the name of the thing they have drawn or glued, e.g. "My Best Friend" or "My Favorite Food" etc.
4. When the children are finished, take the banner and give it to the Bible Story teacher.

### Teacher Tips

- For very large classes, have two or three banners and divide the children to work on them.
- Ask parents of the children in your class to donate magazines or catalogs.
- Play contemporary Christian music during this activity.

My favorite things



# B Pearl

S

## God's Great Value

The children will hear the parable of the pearl of great value.

### Materials

For each child:

- 1 cotton ball

For the teacher:

- banner from Preclass Activity
- marker
- an item of pearl jewelry (fake or costume)

NOTE: Bring in any item of personal value at your own risk.

### Preparation

1. Display the banner from Preclass Activity in a place where all the children can see it during the Bible Story.
2. Practice presenting this Bible Story with enthusiasm.

### Introduction to the Bible Story

Open your Bible to Matthew 13:45-46. *Today's Bible Story comes from the New Testament book of Matthew—the same book and chapter where the other parables are located that we've been learning. It is another parable of Jesus.*

- *Who remembers what a parable is?* (a story that teaches us about God)
- *Why did Jesus speak to the crowds in parables?* (to help the people understand God)

*Today's parable also teaches about God's kingdom. We have heard about how the kingdom is like a mustard seed, yeast, and a hidden treasure. Can anyone guess what Jesus' parable is about in today's lesson?* (a merchant and a pearl of great value) *Listen carefully as I tell you the parable of the pearl of great value.*

### Presenting the Bible Story

Present the following parable while acting it out, using the cues provided. Give each child a cotton ball and tell them that these represent a "pearl" in today's story. Discretely choose one child to hold the "real" pearl.

*The kingdom of heaven is like a merchant looking for fine pearls.*

Walk among the children, telling them that you are a merchant who buys and sells things. Explain that you travel all over the world looking for things to buy and sell. Go to the children, one at a time, and look at their cotton balls as if examining a pearl. With each one, say: *This is very nice, but it's not exactly what I am looking for.* And move on to the next one. After you have looked at all the children's cotton balls, pretend to find the child who is holding the "real" pearl. Act amazed, astounded, and overjoyed.

*When he found one of great value, he went away and sold everything he had and bought it.*

Rush around as if in a great hurry. Talk to yourself, saying: *I must sell everything! I must have that pearl! I must have it! There is nothing so precious or wonderful as that pearl! I must have it! There is nothing I won't do to have that pearl.*

Walk over to the banner. Point out the different pictures on the banner. *I will sell my \_\_\_\_\_, and my \_\_\_\_\_, and my \_\_\_\_\_, and my \_\_\_\_\_* (until you have mentioned all of the pictures). Then, bring your pretend bags of money to the child with the pearl and buy it from him.

### The Search Is On

Explain that Jesus says that the kingdom of heaven is like a merchant looking for fine pearls. Tell the children that to find the kingdom of God there must be a search. Jesus wants us to understand that we must search for the kingdom, but he also wants us to know that God is searching for us, too! The kingdom of God is something that we must look for with all our hearts. It should be worth more to us than anything else—even all the things on our banner. The amazing thing is that God is looking for people who want to be in his kingdom—and he is willing to give up everything he has to find us! God showed us that he is like the merchant when he sent Jesus to die for our sins. God wants us to seek his kingdom with all our heart because he is looking for us with all his heart!

B

O

L

R

E

Y



B  
S  
I  
T  
B  
O  
L  
R  
E  
Y

# Pearl

## Share and Tell

Ask the children how it makes them feel to know that God is looking for people who want to be in his kingdom. Encourage them to share today's story with a friend or family member. Close with a prayer thanking God for all the ways he shows his love for us.

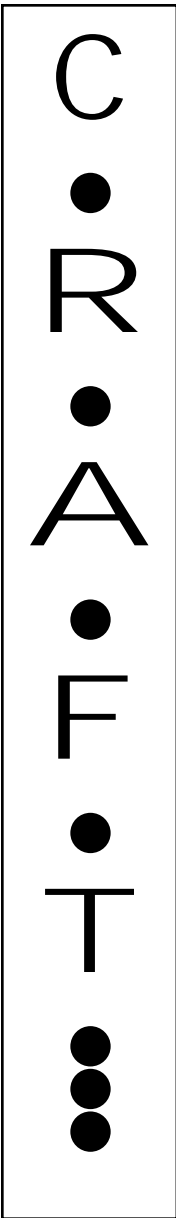
## Teacher Tips

- If your budget permits, give the children a souvenir of today's lesson such as a fake or play pearl.



# Pearl of Great Price





# Pearl

## The Greatest Worth

The children will make crafts of oysters with pearls inside to remind them that the kingdom is valuable.

### Materials

*For each child:*

- white paper plate, 9"
- clear plastic grass or shredded construction paper
- crayons
- 1 faux pearl (See Teacher Tips.)
- white glue

*For the teacher:*

- scissors
- stapler
- scalloped paper edgers (optional)

*Reproducible Pages:*

- Page A, 1 copy for every 8 children

### Preparation

1. Cut out the memory verses from the copies of Reproducible Page A. Each child will need only one verse.
2. Prepare a paper plate for each child, see Figure A, as follows:
  - A. Using the scalloped paper edgers, trim along the perimeter of the paper plate.
  - B. Fold each plate in half.
3. Make a sample of the craft to show the children.

### Instructions

1. Introduce today's activity: *In your Bible Story today you are learning Jesus' parable of the pearl of great value. Show the children your sample craft. Jesus told this parable to teach us that we must search to find God's kingdom. Jesus also wanted us to understand that God is searching for people who want to find him, too. In your craft you will make an oyster with a pearl inside to remind you of today's Bible Story.*
2. Make sure the sample craft is in plain view as you pass out the paper plates and material for the insides of the oyster.


3. Distribute the paper plates you prepared and the crayons. Have them color the outsides of their "oysters." Have the children write their names on their plates.
4. Distribute the memory verses and glue. Have the children glue their verses to the tops of their oysters, as shown in Figure B.
5. Distribute the clear plastic grass. Have the children glue their grass on the inside bottom of their oysters. See Figure C.
6. Distribute the faux pearls. Have the children glue their pearls in the center of the plastic grass.
7. As the children are working, staple the outside corners of the folded paper plate so that the pearl is slightly closed, but still able to open. See Figure D.

### Conclusion

Close with a prayer asking God to help us to know him and remember he is the most important person in our lives.

### Teacher Tips

- Faux pearls may be found at a your local craft store. Feel free to substitute white marbles, small round white stones or miniature Styrofoam balls.



C  
•  
R  
•  
A  
•  
F  
•  
T  
•  
•  
•

# Pearl

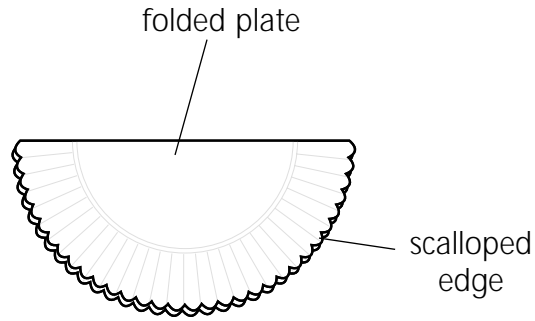


Figure A

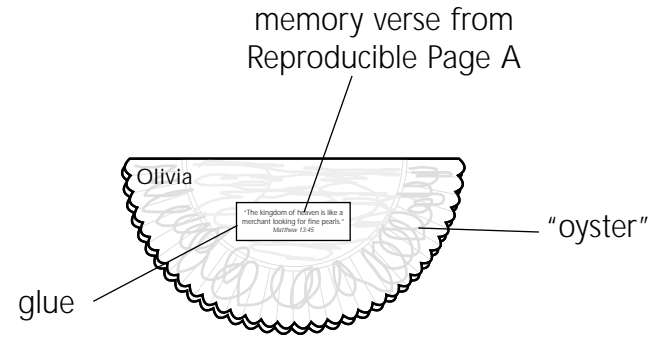


Figure B

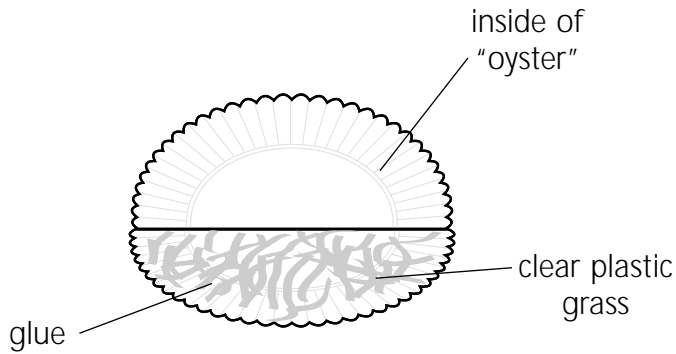


Figure C

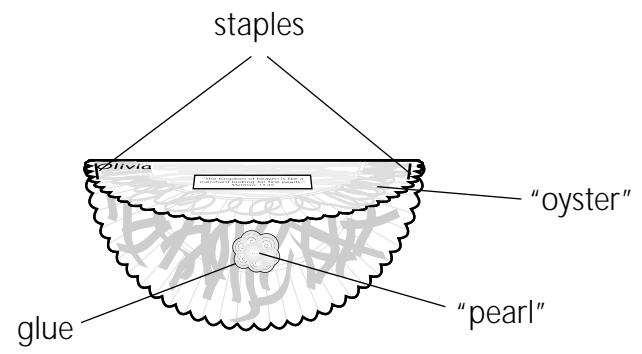


Figure D



SCR  
IPT  
URE  
MEM  
ORY

# Pearl

## Fine Pearls

The child will learn and memorize this week's memory verse as they participate in this hopscotch activity.

### Scripture Memory Verse

"The kingdom of heaven is like a merchant looking for fine pearls."  
*Matthew 13:45*

### Materials

*For the teacher:*

- 12 index cards, 5" x 7"
- black marker

### Preparation

1. Neatly print each of the following words or phrases (without the "/" marks) on the index cards: The/ kingdom/ of/ heaven/ is/ like/ a merchant/ looking/ for/ fine/ pearls./ Matthew 13:45
2. Practice leading this activity at home.

### Instructions

1. Introduce today's activity: *Today you are learning about the parable of the pearl of great value. In this parable, Jesus says that the kingdom of heaven is like a merchant looking for fine pearls. A merchant is a person who spends his life buying and selling different goods. A merchant travels all over the world looking for things to buy and sell. In this parable, Jesus says that when the merchant found a pearl of great value he went and sold all he had to buy that one pearl. Jesus wanted the people to understand that the kingdom of God involves searching and finding.*
2. Show the children the Scripture Memory Verse on the back of this Lesson Card. Say it to them three times, pointing to the words while they listen. Ask them to say it with you three more times, each time pointing to the words for them. Ask each child to stand next to you and say the verse together with you. Ask for volunteers to say the verse alone.

3. Show the children the cards you prepared. Distribute them among the children. Say the Scripture Memory Verse slowly as the children place down their cards in order. Collect and shuffle the cards and repeat this two more times.
4. Collect and shuffle the cards. Distribute them among the children. Have the children place the cards down in order from memory. Repeat this two more times.
5. Collect and shuffle the cards. Place them face down in a row in front of the children. Have the children take turns choosing one card and placing it face up. As the next child turns over a card, he should put it where he thinks it belongs in the verse's order. Do this until all of the children have had a chance to turn over at least one card. Tell the children that during their turn they can move any cards that they think might be in the wrong order.
6. Collect and shuffle the cards and remove one. Distribute them among the children and have them place them in order, saying the missing word(s) from memory. Do this until all the cards are removed and they can say the entire verse from memory.

### Conclusion

Ask the children how it makes them feel to know that God wants us to search for him and his kingdom. Tell them that God is always searching for people who want to find him—and he promises that if we seek him we will find him. Close with a prayer thanking God for all the ways that he helps us find him.

### Teacher Tips

- Think of additional ways to use these cards.



# Pearl

SCR  
IPT  
URE  
MEM  
ORY

“The kingdom of heaven  
is like a merchant  
looking for fine pearls.”

Matthew 13:45





## Lesson Objectives

- The children will hear the parable of the pearl of great value.
- The children will state that a person must seek to find God's kingdom.
- The children will identify one way they can search for God.

## Lesson Text

Matthew 13:45-46

## Scripture Memory Verse

"The kingdom of heaven is like a merchant looking for fine pearls."

*Matthew 13:45*

## Lesson Plan

Greeting and Registration

Preclass Activity: One Fine Pearl

Welcome and Singing

Centers:

Life Application: What Are You Looking For?

Game: String of Pearls

Bible Skills: Parable Match

NOTE: Allow time for a snack.



pre  
class

**A  
C  
T  
I  
V  
I  
T  
Y**

## One Fine Pearl

The children will review this week's Bible Story as they find the pearl in this activity.

### Materials

*For each child:*

- crayons or markers: black, yellow, white, silver, orange, green, blue

*Reproducible Pages:*

- Page B, 1 copy for each child

### Preparation

Complete the activity on your copy of Reproducible Page B.

### Instructions

1. Greet the children as they arrive. Remind them that they are learning about Jesus' parable of the pearl of great value.
2. Distribute the copies of Reproducible Page B and crayons. Tell the children to color the picture by number according to the color key at the bottom of the page.
3. Circulate among the children to offer help and encouragement. Ask the children what they remember from this week's Bible Story.
4. Make sure every child writes his name on his paper.

### Teacher Tips

- If you do not have the colors indicated, you may substitute. Make sure to note the change to the children.

LIFE  
A  
P  
P  
L  
I  
C  
A  
T  
I  
O  
N

## What Are You Looking For?

The children will review this week's Bible Story as they think of ways that they can search for God.

### Materials

For each child:

- pencil

For the teacher:

- large writing surface

Reproducible Pages:

- Page C, 1 copy for each child

### Preparation

1. Complete the activity on your copy of Reproducible Page C.
2. Think of how you would answer the questions for this activity.

### Reviewing the Bible Story

Open your Bible to Matthew 13:45-46. Read the parable to the children. Ask the following questions:

- *What is the kingdom of heaven like in this parable?* (a merchant looking for fine pearls)
- *What is a merchant?* (a person who travels around the world looking for things to buy and sell)
- *What was this merchant looking for?* (fine pearls)
- *What is a fine pearl?* (a pearl that is worth a lot)
- *What did the merchant do when he found a pearl of great value?* (he went and sold everything to buy it)
- *How valuable was the pearl of great value to the merchant?* (very valuable)
- *Was there anything more valuable to the merchant than that pearl?* (no)

### Life Application

*The merchant in this story was looking for fine pearls. He was not looking for broken, dirty or fake ones—he wanted the best. He probably traveled far and wide to find his pearls. Pearls were very important to him.*

- *What things do you look for? What things are most important to you?* (Take responses.)

- *If you could choose the most important thing to you, what would it be?* (Take responses.)
- *Did you know that God wants to be the most important—or valuable—thing in your life?*
- *Did you know that God is looking all the time and all over the world for people who want to know him?*
- *Did you know that God is willing to give up everything just to find one person who wants to be in his kingdom? How does that make you feel?*
- *Did you know that if you search for God with all your heart, the Bible says that you will find him? How does that make you feel?*

Distribute the copies of Reproducible Page C and pencils. Ask the children what they see on their papers. Explain that these are different ways that we can search for God. Discuss each one and help the children to write one way that they can use these to search for God. Use the guide below to help the discussion. Write the children's answers on the large writing surface for them to copy onto their pages.

<b>Bible</b>	Read the Bible; have a parent or older brother or sister read the Bible to you; watch Bible movies; listen to Bible tapes and music with Bible verses. Love the Bible! Make the Bible your favorite book. Talk about it. Make up games about it. Try to be the best you can in Bible class because it makes God happy.
<b>Church</b>	Come to church with a great attitude. Look for ways to give and help others. Try to learn as much as you can each time you come. Make friends with new boys and girls. Offer to help someone who is new or visiting.
<b>Disciples</b>	Talk to disciples about your questions and problems. Ask them what they would do. Ask them what they think Jesus would want you to do. Ask them what they think Jesus would do.
<b>Prayer</b>	Talk to God. Tell him how you feel. Tell him when you feel sad, angry, happy or afraid. Ask God questions. Thank God when good things happen. Tell God when you are confused or alone.

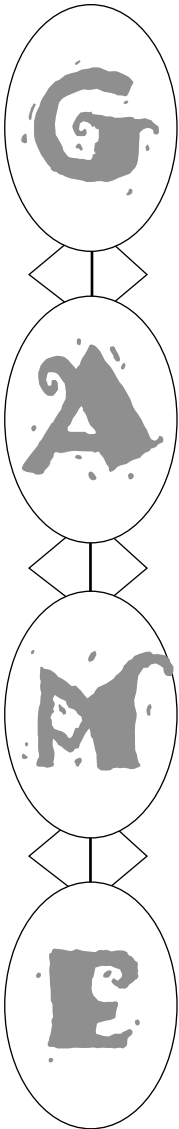
### Conclusion

Encourage the children for their participation. Remind them that every time they make an effort to search for God, God is making an even bigger effort to help them find him! Close with a prayer thanking God for all the ways he helps us find him.

### Teacher Tips

- Share from your own life the ways you have seen God help you to find him.





## String of Pearls

The children will review the main ideas of the parables from this unit as they play this game.

### Materials

*For each child:*

- 25 small round objects

*For the teacher:*

- 8 index cards, 3" x 5"
- black marker

*Reproducible Pages:*

- Page D, 1 copy for each child

### Preparation

1. On each of the index cards, write one of the words or phrases that appear on the back of this Lesson Card.
2. Practice leading this game.

### Instructions

1. Introduce today's activity. *In your Bible Story this week, you learned about the parable of the pearl of great value. In this parable, Jesus teaches that the kingdom of heaven is like a merchant looking for fine pearls. When he finds one of great value, he goes and sells all he has to buy it. In all of his parables, Jesus wanted to teach us about the kingdom of God. Who remembers some of the different parables that we have learned? (mustard seed; yeast; hidden treasure; pearl of great value) Who remembers what New Testament book and chapter they all came from? (Matthew 13) In our game today, we are going to play a game like "bingo" in which you will try to fill a row in any direction. When you have filled a row, call out: "String of Pearls!"*

2. Distribute the copies of Reproducible Page D and the markers to the children. Show the children the cards you prepared. Read each one to the children as they find the matching words or phrases on their cards. (If necessary, have the children play with a partner to help with the reading and identifying of spaces.) Explain that each word or phrase appears three times on the board. Each time they hear a word called, they may place one marker on any one space with the matching word.
3. Tell the children to begin by placing a marker on the "Free Space" in the middle of the board. Begin by calling out the words or phrases. Make sure that the children mark only one space with the matching word. Continue calling out the words in random order until a child fills one row.
4. If the child is able, invite him to come and be the caller of the words for the next round.
5. Play as many rounds as time permits.

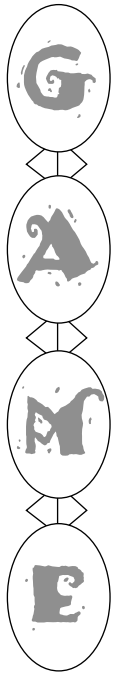
### Conclusion

Ask the children which of the four parables is their favorite and why. Close with a prayer thanking God for Jesus and his parables that help us understand him better.

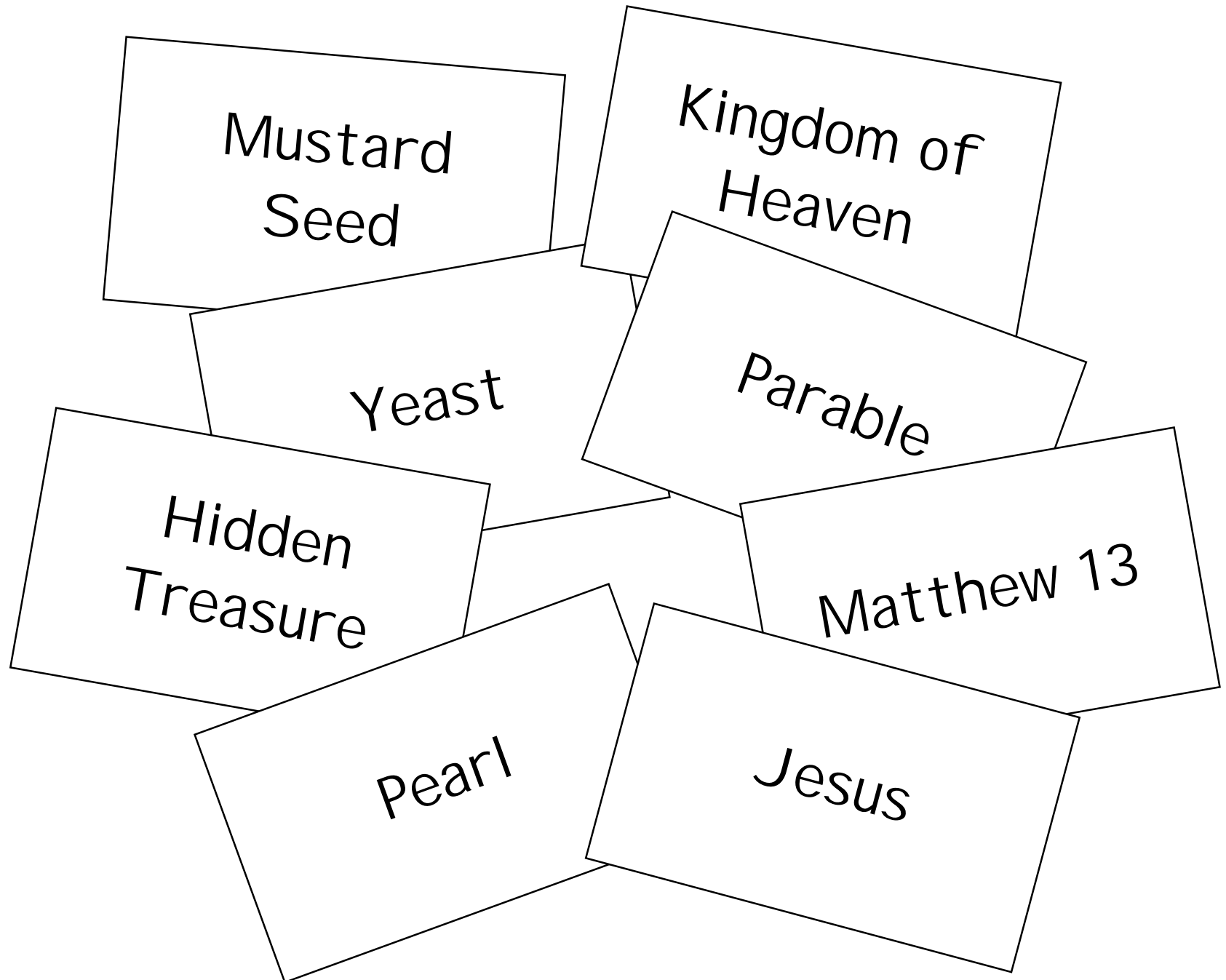
### Teacher Tips

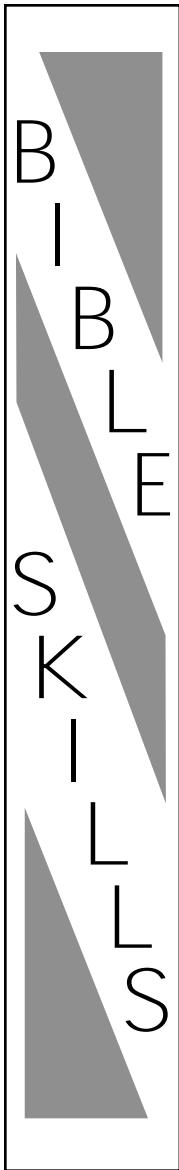
- Reproduce Page D onto heavy colored card stock and laminate to make a durable material that can be used again for extra activities.





# Pearl





## Parable Match

The children will review the main ideas of the parables from Matthew 13 that they have been learning.

### Materials

For the teacher:

- scissors
- 1 piece of construction paper, 9" x 12"
- glue stick

Reproducible Pages:

- Page E, 1 copy for the teacher

### Preparation

1. Glue your copy of Reproducible Page E to the construction paper.
2. Cut out the shapes from your copy of Reproducible Page E.
3. Practice leading this activity.

### Instructions

1. Introduce today's activity. *In your Bible Story this week, you learned about the parable of the pearl of great value. In this parable, Jesus teaches that the kingdom of heaven is like a merchant looking for fine pearls. When he finds one of great value, he goes and sells all he has to buy it. In all of his parables, Jesus wanted to teach us about the kingdom of God. Who remembers some of the different parables that we have learned? (mustard seed; yeast; hidden treasure; pearl of great value) Who remembers what New Testament book and chapter they all came from? (Matthew 13) In our activity today, you are going to match the parable with its verse in Matthew 13.*
2. Show the children the shapes that you cut out. Explain that on four of these shapes are the parables and on four more are the Bible references. Tell the children that they will work with a partner to find the matches. (HINT: the matching shape is not the shape that looks like it, but the one that has the correct Bible reference.)

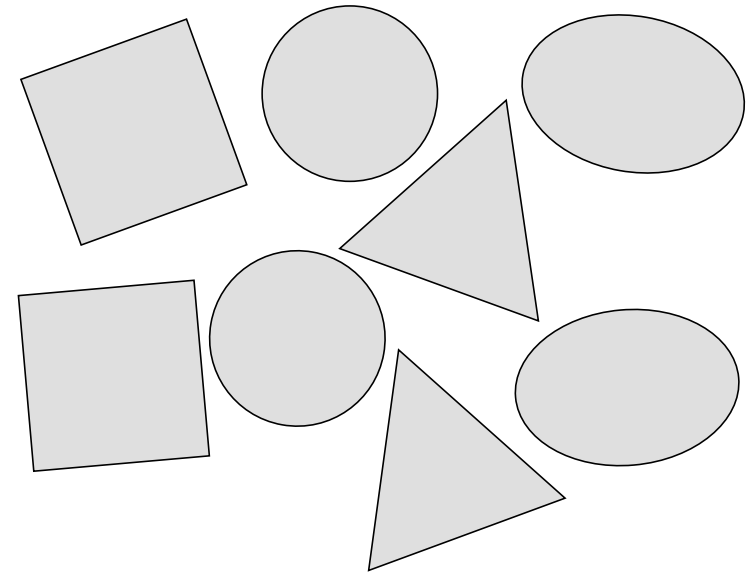
3. Divide the children into pairs. Give each pair at least one shape. If they have a parable on it, then they must find the pair with their Bible reference. If they have a reference, they must find the pair that has their parable. Encourage the children to use their Bibles and to work together.
4. Once all the children have found their "matches" have them sit together and find the parables in their Bibles. Have each set of pairs read or say their parables in their own words to the rest of the group.

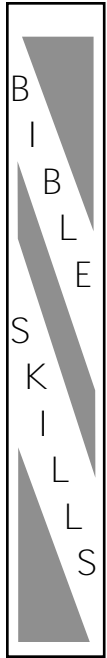
### Conclusion

Ask the children to choose one parable to tell in their own words. Close with a prayer thanking God for all the ways he helps us to know about him.

### Teacher Tips

- Think of additional ways to use these matching shapes.





## Parable Match

### Matthew 13:31-32

He told them another parable: "The kingdom of heaven is like a mustard seed, which a man took and planted in his field. Though it is the smallest of all your seeds, yet when it grows, it is the largest of garden plants and becomes a tree, so that the birds of the air come and perch in its branches."

### Matthew 13:33

He told them still another parable: "The kingdom of heaven is like yeast that a woman took and mixed into a large amount of flour until it worked all through the dough."

### Matthew 13:44

"The kingdom of heaven is like treasure hidden in a field. When a man found it, he hid it again, and then in his joy went and sold all he had and bought that field."

### Matthew 13:45-46

"Again, the kingdom of heaven is like a merchant looking for fine pearls. When he found one of great value, he went away and sold everything he had and bought it."



R  
E  
P  
R  
O  
D  
U  
C  
I  
B  
L  
E

PAGE  
A

<p>"The kingdom of heaven is like a merchant looking for fine pearls." <i>Matthew 13:45</i></p>	<p>"The kingdom of heaven is like a merchant looking for fine pearls." <i>Matthew 13:45</i></p>
<p>"The kingdom of heaven is like a merchant looking for fine pearls." <i>Matthew 13:45</i></p>	<p>"The kingdom of heaven is like a merchant looking for fine pearls." <i>Matthew 13:45</i></p>
<p>"The kingdom of heaven is like a merchant looking for fine pearls." <i>Matthew 13:45</i></p>	<p>"The kingdom of heaven is like a merchant looking for fine pearls." <i>Matthew 13:45</i></p>
<p>"The kingdom of heaven is like a merchant looking for fine pearls." <i>Matthew 13:45</i></p>	<p>"The kingdom of heaven is like a merchant looking for fine pearls." <i>Matthew 13:45</i></p>



This page intentionally left blank





# One Fine Pearl

Name \_\_\_\_\_


- 1 = Black
- 2 = Yellow
- 3 = Silver
- 4 = Orange
- 5 = Green
- 6 = Blue
- 7 = White



Supplement/Life Application

1 copy for each child

What Are You Looking For? Name \_\_\_\_\_



---

---

---

---

---

---



---

---

---

---

---

---

R  
E  
P  
R  
O  
D  
U  
C  
I  
B  
L  
E

PAGE

C



Name \_\_\_\_\_

Supplement/Game

1 copy for each child

R  
E  
P  
R  
O  
D  
U  
C  
I  
B  
L  
E  
P  
A  
G  
E  
D


# String of Pearls

Mustard Seed	Yeast	Pearl of Great Value	Parable	Hidden Treasure
Pearl of Great Value	Jesus	Kingdom of Heaven	Mustard Seed	Matthew 13
Yeast	Hidden Treasure	<b>Free Space</b>	Pearl of Great Value	Kingdom of Heaven
Matthew 13	Kingdom of Heaven	Jesus	Hidden Treasure	Parable
Parable	Jesus	Mustard Seed	Matthew 13	Yeast

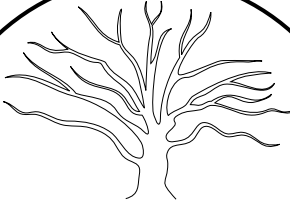


### Supplement/Bible Skills

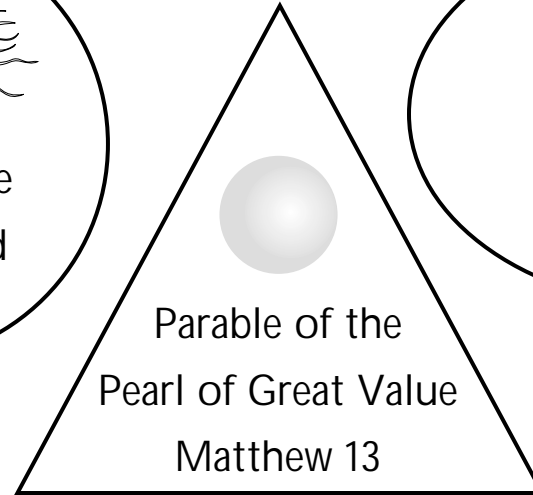
1 copy for the teacher




Parable of the  
Hidden Treasure  
Matthew 13




Parable of the  
Mustard Seed  
Matthew 13




Parable of the  
Pearl of Great Value  
Matthew 13




Parable of the  
Yeast  
Matthew 13




Matthew 13:21-32



Matthew 13:45-46



Matthew 13:33



Matthew 13:44

