

MARY, THE MOTHER OF JESUS

LESSON TEXT

Matthew 1:18-25; Luke 1:26-56

LESSON OBJECTIVES

- The students will discuss the uniqueness of Mary's pregnancy.
- The students will discuss how faith brings confidence.
- The students will identify how God reveals himself through impossible situations.

MATERIALS NEEDED

For each student:

- pen or pencil

For the teacher:

- 1 copy of "Good News from the Kingdom"
- globe or map of the world

Reproducible Pages:

- Page A, 1 copy for each student
- Page B, 1 copy for each student
- Page C, 12 copies for the teacher
- Page D, 12 copies for the teacher
- Page E, 1 copy for each student
- Page F, 1 copy for each student
- Page G, 1 copy for each student

LESSON PLAN

Getting Ready

Faithful Instruction
 Teacher Focus
 Teacher Tips
 Preclass Activity: Word Search
 Starting Up
 Welcome and Singing
 Opening Prayer
 Victories
 Good News from the Kingdom

Getting into God's Word

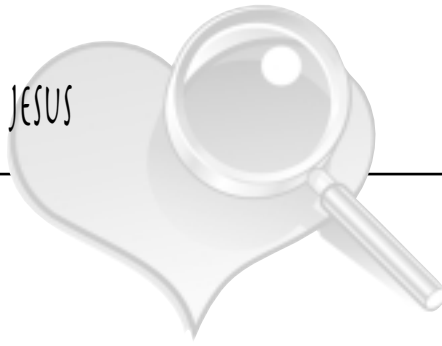
Story: "Nothing Is Impossible with God"
 Activity 1: Skit
 Scripture Study
 Activity 2: Write a Song

Getting It to Others

Scripture Memory: Luke 1:37
 Weekly Challenge and Snack Time
 Conclusion

SCRIPTURE MEMORY VERSE

"For nothing is impossible with God."
 Luke 1:37



FAITHFUL INSTRUCTION

TEACHER FOCUS

Pray before preparing the lesson. Read and meditate on Matthew 1:18-25 and Luke 1:26-56 until you understand the basic story and the lesson it holds. Identify a time in your own life when you were faced with an impossible situation. How did God reveal himself to you? Is there a situation now that requires you to be faithful in the face of seemingly impossible circumstances? How confident are you right now in your faith?

TEACHER TIPS

Betrothal (a promise of marriage) in ancient Israel was somewhat related to modern engagement but much more serious. It usually took place through arrangements made by the parents of the bride and groom. Generally the girl would have been between twelve and sixteen and the groom between eighteen and twenty. However, betrothal was much more binding than modern engagements (read Deuteronomy 22:23-27). A divorce was required to break this type of engagement.

Although the Jews in Palestine permitted the engaged couples to have unchaperoned time together prior to their marriage, this was frowned upon in Galilee. Therefore, Joseph and Mary may have never had any sort of time alone together prior to their marriage. By New Testament times, for the man to initiate such a divorce with his betrothed, he was only required to have two witnesses and a document. Had Joseph done this, he would have brought shame on Mary.*

NOTE: Because two activities are offered, you may need to choose only the one that you think is best for your class (for time's sake). You could also choose between reading the story and having the students act out the skit if you don't think you have time for both.

PRECLASS ACTIVITY

WORD SEARCH

The students will complete a word search that will familiarize them with the story of Mary, the mother of Jesus.


MATERIALS USED

For each student:

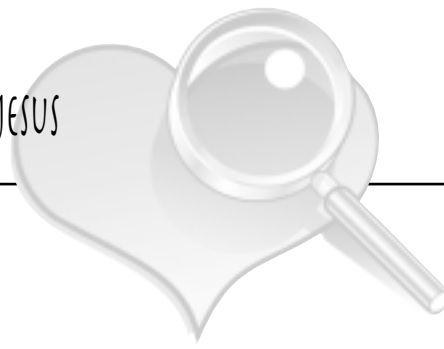
- pen or pencil
- Reproducible Pages:
- Page A, 1 copy for each student

INSTRUCTIONS

1. As the students arrive, give each one a copy of Reproducible Page A (Word Search).
2. Have them complete it according to the instructions.



* Craig S. Keener, *IVP Bible Background Commentary: New Testament* (Downers Grove, Illinois: InterVarsity Press, 1993), 47.



STARTING UP

WELCOME AND SINGING

Call the students together in a circle. Welcome everyone by name, being sure to recognize anyone who is visiting. Let them know how glad you are to see them and how much you looked forward to being with them. Sing a few great songs.

OPENING PRAYER

Who would like to say a prayer to start today's time together? Let a few students lead the prayer. Encourage the students to mention missing students, special church activities, illnesses and to be especially thankful for the chance to be together.

VICTORIES

Take the time to have the students share about the challenges they were given at the end of last week's class. *Did everyone complete their challenge? How did it go? What fears did you face as you met the challenge to put the lesson into practice? How did everyone do with having consistent quiet times? Who would like to share something they learned?*

Praise and encourage all the students' efforts, especially noting any area of significant growth. Offer help and suggestions so they can have even more victories in the coming week.

GOOD NEWS FROM THE KINGDOM

MATERIALS USED

For the teacher:

- 1 copy of "Good News from the Kingdom"
- globe or map of the world

INSTRUCTIONS

Now let's take a few minutes to share "Good News from the Kingdom." Be excited as you read about what is happening around the world. Have a globe or map ready, pointing out the location as you share. Remind your students that the kingdom of God is worldwide and that the victories of our brothers and sisters in other countries can inspire us and spur us on.





STORY

"NOTHING IS IMPOSSIBLE WITH GOD"

A whole family become disciples in Russia, and they serve God in a powerful way.

MATERIALS USED

Reproducible Pages:

- Page B, 1 copy for each student

INSTRUCTIONS

1. Distribute copies of Reproducible Page B ("Nothing Is Impossible with God") to the students.
2. Ask the students to listen carefully as you read the story. Ask them to look for ways that God worked miracles to bring people to know him. (He did impossible-seeming things in their lives, as he did in the life of Mary, the mother of Jesus.)

ACTIVITY 1

SKIT

Students will act out the story they just heard to bring home the point that God works in powerful ways in seemingly impossible situations.

MATERIALS USED

Reproducible Pages:

- Page C, 12 copies for the teacher
- Page D, 12 copies for the teacher

INSTRUCTIONS

1. Ask the students for volunteers and assign the 18 characters of the skit.
2. Because of lack of time, the students will not practice before doing the skit. Simply hand out the scripts (only one script to the orphans and to the Moscow Christians) and let them read aloud and follow the stage instructions (with your help).
3. Be sure to emphasize that the point of the story (and skit) is that God does seemingly impossible things in our lives just as he did in the life of Mary.

SCRIPTURE STUDY

Have the students take out their Bibles and turn to Matthew 1:18-25 and Luke 1:26-56. Select six volunteers to read the passage, divided as follows:

Matthew 1:18-21

Matthew 1:22-25

Luke 1:26-33

Luke 1:34-38

Luke 1:39-45

Luke 1:46-56

Read the information in Teacher Tips on ancient marriage practices to the students.

- *How would you feel if your parents arranged your marriage?*
- *What would it have meant to be engaged so early in life? (A lot of responsibility / ending childhood sooner / probably having a baby while a very young woman)*

Reread Luke 1:29.

- *Why would Mary be greatly troubled by this news of her pregnancy? (not understanding / thinking about how this news would affect her future with Joseph and her family / being afraid / being concerned about how people would view her baby / fearing that no one would believe her)*
- *Why would Mary's purity give her confidence with this news? (She knew it was from God because she was a virgin; that is, she had never had sex with a man.)*
- *What might others have thought of her when they found out she was pregnant? (suspicious / shocked / might have thought she really wasn't pure and a virgin / might have thought that she had been with a man other than Joseph)*

Reread Luke 1:38.

- *What are some qualities of Mary that helped her respond with confidence? (humble / pure / trusting / spiritually minded)*

Reread Luke 1:42-45 (with a loud voice).

- *Elizabeth knew that Mary was very happy because of her faith. When you are faithful about something, how does that affect your joy? Your confidence?*



ACTIVITY 2

WRITE A SONG

This exercise will help the students to internalize the meaning of Mary's song as they restate it in different ways.

MATERIALS USED

For each student:

- pen or pencil

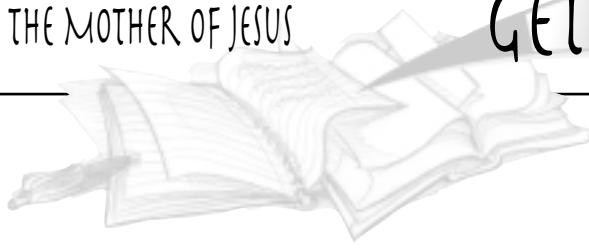
Reproducible Pages:

- Page E, 1 copy for each student

INSTRUCTIONS

1. Read aloud Luke 1:46-55.
2. Hand out Reproducible Page E (Write a Song) to each student. Divide the class into two or three groups.
3. Give each group ten minutes (or less time if your schedule demands) to write a song of praise to God using some of the words from Mary's song. This can be a rap or any form of song that the students choose. They can use the music to a church song or other well-known song and substitute new words. Encourage the students to have fun and enjoy the activity.
4. Have each group perform their song for the others.





SCRIPTURE MEMORY

"For nothing is impossible with God."
Luke 1:37

MATERIALS USED

Reproducible Pages:

- Page F, 1 copy for each student

PREPARATION

Consider and write down five or more things your students might feel is impossible in their lives: getting good grades, staying away from drugs, telling the truth, not giving in to peer pressure, having great friends, doing well in sports, reading the Bible daily.

INSTRUCTIONS

1. Loudly state some seemingly impossible situations, and have the students in unison respond with Luke 1:37.
Examples:
 - Teacher: "Getting good grades is impossible!"
Students: "For nothing is impossible with God!" (Luke 1:37)
 - Teacher: "Staying away from drugs is impossible!"
Students: "For nothing is impossible with God!" (Luke 1:37)
2. Continue until you have gone through your list a couple of times.
3. Give each student a copy of Reproducible Page F (Memory Verse).

WEEKLY CHALLENGE AND SNACK TIME

MATERIALS USED

Reproducible Pages:

- Page G, 1 copy for each student

INSTRUCTIONS

If your students bring a snack, allow them to eat while you explain to them the challenge for the week.

Give each student a copy of Reproducible Page G (Interview). Help the students to understand the instructions. They will interview a disciple and share their interview during the next class (Supplement Lesson).

Encourage the students to do their interviews during the fellowship immediately after class if possible or to call a disciple on the phone in the next day or two. They can certainly interview parents, but encourage them to interview someone else if possible.

CONCLUSION

End the class with a prayer.

WEEKLY CHALLENGE

Using Reproducible Page G, interview a disciple before your next class session. Be prepared to share the interview in class.

MARY, THE MOTHER OF JESUS

LESSON TEXT

Luke 2:1-20

LESSON OBJECTIVES

- The students will explain that Mary's faith allowed her to give birth under very challenging circumstances.
- The students will discuss how faith helps us to trust God in all circumstances.
- The students will consider ways to respond to unfair or challenging situations in their own lives.

MATERIALS NEEDED

For each student:

- pen or pencil
- completed interview sheet (Reproducible Page G) from the Core Lesson

For the teacher:

- markers or colored pencils

Reproducible Pages:

- Page G, 1 copy for the teacher (from the Core Lesson)
- Page H, 1 copy for each student

LESSON PLAN

Getting Ready

Faithful Instruction
 Teacher Focus
 Teacher Tips
 Preclass Activity: Cartoon Strip – Part 1
 Starting Up
 Welcome and Singing
 Opening Prayer and Review
 Great News Sharing

Getting into God's Word

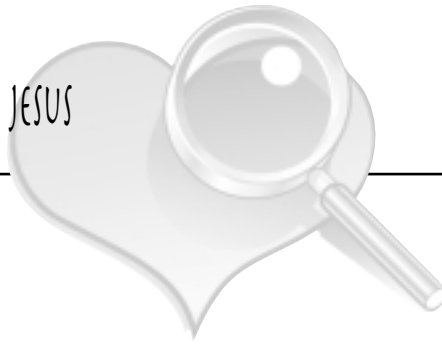
Scripture Study
 Activity: Cartoon Strip – Part 2

Getting It to Others

Scripture Memory: Luke 1:37
 Weekly Challenge and Snack Time
 Conclusion

SCRIPTURE MEMORY VERSE

"For nothing is impossible with God."
 Luke 1:37



FAITHFUL INSTRUCTION

TEACHER FOCUS

Pray before preparing the lesson. Read and meditate on Luke 2:1-20 until you understand the basic story and the lesson it holds. Identify a time in your own life when you were faced with an impossible situation. How did God reveal himself to you? Is there a situation now that requires you to be more faithful? How confident are you right now that God will bless your faithfulness?

TEACHER TIPS

If you are a man, or a woman who has never been pregnant, ask a woman who has given birth to a child what it would have been like to have a baby in a dirty stable with excrement in the straw and with animals around. This will help you to realize what kind of situation Mary was in and to realize how much she had to trust God in this impossible situation.

PRECLASS ACTIVITY

CARTOON STRIP – PART 1

This activity is designed to encourage creativity in seeing how God can work out situations for the good in many different ways. A difficult situation is presented to the students in the cartoon strip. They must determine how the situation can be worked out. Encourage the students to be creative and to dream big...for nothing is impossible with God.

MATERIALS USED

For each student:

- pencil

For the teacher:

- markers or colored pencils


Reproducible Pages:

- Page H ,1 copy for each student

INSTRUCTIONS

1. Distribute copies of Reproducible Page H (Cartoon Strip) and a pencil (instead of a pen so students can make changes to their scripts) to the students.
2. Help each student understand the instructions to the cartoon strip. (Using stick figures is certainly acceptable; the importance of the activity is the content.)
3. Allow the students to use colored pencils or markers to enhance the strip if time permits.





STARTING UP

WELCOME AND SINGING

Call the students together in a circle. Welcome everyone by name, being sure to recognize anyone who is visiting. Let them know how glad you are to see them and how much you looked forward to being with them. Sing a few great songs.

OPENING PRAYER AND REVIEW

- Open with one of the students thanking God in prayer for doing the impossible in our lives to help us know him and obey him.
- Have one student recite the memory verse for this lesson: Luke 1:37.
- NOTE: Review of the previous lesson will take place in the Scripture Study section.

GREAT NEWS SHARING

Allow several minutes for the students to share great news about their lives. This could be about a family member who became a disciple, someone healed from an illness, someone studying the Bible, great grades, etc. Remind the students to be brief so that as many as possible can share.





SCRIPTURE STUDY

Being a pregnant virgin betrothed to a man, Mary was in an impossible situation. A grueling seventy-mile trip while she was very pregnant and giving birth to her baby in a stable gave God another impossible situation in which to work. But he works powerfully in just such situations when we have faith and confidence in him. He blessed Mary, the mother of Jesus, because she had both faith and confidence.

MATERIALS USED

For the teacher:

- extra Bibles

Ask for volunteers to share what they learned during their last class.

Ask the students to take out their Bibles and turn to Luke 2:1-20. Select three volunteers to read the passage divided as follows:

- Luke 2:1-7
- Luke 2:8-12
- Luke 2:13-20
- *Mary had to travel about seventy miles from Nazareth to Bethlehem by donkey or on foot. How do you think she might have felt?* (fearful / uncomfortable / tired / discouraged / overwhelmed)
- *After she got to Bethlehem, she and Joseph had to stay in the stable (or barn). While staying there, Jesus was born. The bed he was laid in was a manger, which is a feeding trough for animals. Have any of you ever been in a barn or a stable where animals are kept? If so, what was it like? Was it clean? Did it smell fresh?* (not fresh at all / the animals had gone to the bathroom on the straw / there were flies and other bugs on the animals / it was not clean and there was no way to clean it)
- *What were some of the impossible situations that Mary faced as she made the trip and had the baby in this place?* (most impossible—that she was a virgin and was pregnant / seemingly impossible—very pregnant woman riding on the back of a donkey or walking for seventy miles / no bed or comfortable place to sleep or to have her baby / away from her family)

Reread verse 19.

- *What does it mean that she “treasured up all these things”?* (special thoughts and memories / valuable happenings and information / something good that others would want to know about)
- *Mary could have felt this was unfair—especially since she was told she would give birth to a king. Instead she treasured and pondered these things in her heart. Why? How?* (because of her faith / because of her confidence in God and trust that he would do his will in her life)
- *What are some things that happen in your life that seem unfair to you?*
- *How do you respond when things happen in your life that you think are unfair?* (complaining / sadness / anger / retaliation / jealousy / blaming / feeling sorry for myself)
- *What can you do to imitate Mary's faith and confidence in God in difficult times? At home? At school?*





ACTIVITY

CARTOON STRIP – PART 2

MATERIALS USED

For each student:

- pen or pencil
- completed Reproducible Page H

INSTRUCTIONS

1. Divide the students into groups of three or four. Have them take out their preclass activity cartoon strips (Reproducible Page H).
2. Tell them to share their cartoon strips with the other students in their groups.
3. Have the groups select their one favorite cartoon in each category to share with the entire class.
4. Have each group present to the class their cartoons by either acting them out or by just reading them.
5. Discuss the following question: *What do you think you would have done? Why?*



SCRIPTURE MEMORY

"For nothing is impossible with God."

Luke 1:37

INSTRUCTIONS

1. Ask the students if anyone can recite the memory scripture verse for this week.
2. Ask the students to mention examples of Old Testament events that illustrate that nothing is impossible with God. (creating the world / burning bush / plagues / parting of the Red Sea / Daniel in the lions' den / etc.)
3. Recite the verse together as a class two or three times.

WEEKLY CHALLENGE AND SNACK TIME

If your students bring a snack, allow them to eat while you remind them of the challenge for the week.

The students were to interview a disciple using the questions on Reproducible Page G. Then they were to report on the interview to the class. Follow the instructions below to allow them to report on their interviews.

MATERIALS USED

For each student:

- pen or pencil
- completed interview sheet (Reproducible Page G) from the Core Lesson

Reproducible Pages:

- Page G, 1 copy for the teacher (from the Core Lesson)

PREPARATION

Fill out the interview sheet (Reproducible Page G from the Core Lesson) by using an example in your own life of when things looked impossible. Tell how you trusted God and the result of your faith. Basically, interview yourself!

INSTRUCTIONS

1. Have the students take out their completed interview sheets.
2. Choose one student at a time to report his or her interview to the class.
3. Ask the following questions:
 - *How are the events in these people's lives similar to the event we studied in Mary's life (finding out she was going to have a baby even though she was a virgin)?*
 - *How do these interviews encourage you to be faithful?*

CONCLUSION

End the class with a prayer.

WEEKLY CHALLENGE

Using Reproducible Page G, interview a disciple before your next class session. Be prepared to share the interview in class.

WORD SEARCH

FIND AND CIRCLE THE FOLLOWING WORDS:

The words are spelled vertically, horizontally, backward and diagonally.

courage
Elizabeth
Gabriel

glory
unity
angel

king
loyalty
confidence

Mary
guts
faith

Jesus
Immanuel
Joseph

W	J	J	B	F	V	C	F	G	D	S	F	G	R	T	Y	A	D	F	G
F	H	G	N	V	E	Z	X	C	V	B	N	M	L	K	J	H	G	F	D
G	V	V	B	F	R	T	I	M	M	A	N	U	E	L	G	R	C	Q	S
C	X	A	V	O	E	F	L	P	O	I	U	Y	T	R	E	W	Q	A	A
C	E	S	C	R	D	D	E	O	E	K	J	H	G	F	D	S	A	Q	W
O	E	D	X	C	O	U	R	A	G	E	P	K	J	H	G	J	U	K	D
N	Q	F	Z	E	D	D	F	O	M	E	O	S	D	F	G	H	J	L	E
F	H	G	A	F	F	B	V	H	S	U	S	E	J	Z	C	H	E	K	R
I	B	H	S	U	G	H	B	G	N	W	Q	S	A	V	Z	I	L	M	F
D	T	J	D	L	H	G	B	F	S	Y	A	Q	S	D	R	O	I	W	G
E	D	K	F	T	J	F	F	D	E	T	F	A	S	B	D	F	G	H	T
N	R	N	G	R	K	D	E	S	R	L	U	R	A	T	Y	U	I	P	Y
C	T	B	H	E	L	E	R	N	M	A	B	G	Y	N	U	A	S	D	G
E	F	V	J	W	M	G	L	O	R	Y	E	U	Y	T	G	E	R	Y	H
G	T	C	K	S	N	R	T	A	M	O	D	J	S	U	S	E	S	R	Y
O	U	X	L	V	B	Y	I	O	P	L	F	K	Y	I	Y	Y	L	A	U
J	Y	Z	P	A	V	R	E	W	Q	S	F	M	N	I	H	U	Y	M	H
B	R	A	O	H	P	E	S	O	J	O	I	U	I	O	G	I	U	Y	U
G	E	S	I	T	H	S	I	U	Y	T	R	E	W	Q	F	P	I	T	J
F	R	D	U	I	F	D	Z	F	C	V	B	N	M	M	U	L	O	R	H
V	E	F	Y	A	F	D	S	A	R	D	F	G	H	J	N	L	P	W	G
J	E	G	I	F	Q	W	E	R	R	I	T	Y	U	K	I	N	G	E	B
P	Y	T	R	W	Q	Q	H	J	K	L	E	M	M	N	T	V	C	X	Z
O	H	M	E	H	A	S	D	F	G	H	J	N	K	L	Y	N	B	C	C
K	H	T	E	B	A	Z	I	L	E	I	U	Y	D	Y	T	R	E	W	Q
M	N	B	D	G	H	J	K	L	K	O	P	U	O	Y	T	R	E	E	W

Look up Jeremiah 17:7 and copy the verse in this space:

NOTHING IS IMPOSSIBLE WITH GOD

Natasha spent her early childhood in an orphanage on the outskirts of Moscow, Russia. She was sickly and small. Amazingly, one of the women who worked in the orphanage decided to adopt her as her own. The fact that she was chosen was one of the first “impossible” obstacles God overcame in her life. Most girls who are left to grow up in orphanages in Moscow become prostitutes or become addicted to drugs or alcohol. Many attempt suicide.

Natasha grew up small and tough. In her early twenties, she showed signs of being an alcoholic. Because of her short hair, short stature and rough manner, many people mistook her for a boy.

A colleague of hers told her about the Moscow Church of Christ. She came and studied the Bible and was baptized as a true Christian.

Meanwhile, thousands of miles away, in a former Central Asian republic of the Soviet Union, God was preparing to do the impossible for a married couple in their fifties, Marat and Galina. They had believed with all their hearts in the principles of Communist philosophy like equality, brotherhood and sacrifice for the good of others. Their two sons (Sergei and Vlad) had left home for distant Moscow in the hopes of earning a better living. Their first daughter, also named Natasha, had died in a car accident when she was three years old. When the Soviet Union collapsed, so did all the lifelong dreams and beliefs of Marat and Galina. The money they had saved and the many years they had worked were devalued as the old regime fell apart. They were losing hope in a bright future for their youngest child, Nadia, who was still at home with them and in school.

Back in Moscow, the other Natasha had been going through some discouraging times. Her health was troubling her: she was having heart problems, and she had been told that it would be impossible for her to have children. While most women were getting married in their early twenties, she was almost thirty and felt as though no one would ever choose her. Too many things were against her.

God, however, was about to bring together the many threads of his perfect plan that he had begun to weave in the lives of all these people. Sergei and his younger brother, Vlad, became Christians in Moscow. Vlad raced home to Asia and shared his new faith with his girlfriend, Olya, who was baptized. They were married, and they now lead a church in another republic of Central Asia. Sergei was introduced to Natasha, and within a year they were married. With this union, Galina said that God gave her back her own daughter Natasha who had been killed: her daughter Natasha and Sergei’s new wife Natasha were exactly the same age! Almost immediately Natasha became pregnant with her first daughter and gave birth naturally with no problems! Another miracle!

Their lives showed Marat and Galina that the ideals they had always longed for and dreamed of really do exist—in God’s kingdom! They joyfully became disciples, shared their faith together as a family with Nadia and she too was baptized! Natasha and Sergei are now serving side by side with Marat and Galina in the full-time ministry in Asia.

-Tammy Fleming (Los Angeles Church of Christ)

NOTHING IS IMPOSSIBLE WITH GOD

CHARACTERS (18):

Narrator
Natasha
other orphans (two boys and two girls)
Natasha's adoptive mother
Natasha's co-worker
Marat
Galina
Sergei
Vlad
disciples in Moscow (two boys and two girls)
Olya
Nadia



NARRATOR: Our setting is in an orphanage on the outskirts of Moscow, Russia. Natasha is a little girl who doesn't know who her father and mother are. She is sickly and very thin.

NATASHA: I wish I knew who my father and mother are. I wonder if they love me. I am afraid that I might be in the orphanage my whole life. I want a family, but I don't think anyone would decide to adopt me because I am not healthy and strong like the other kids. (She sits in the corner looking sad and lonely while the other orphans play together.)

NATASHA'S ADOPTIVE MOTHER: There are so many little girls to choose from. I wish I could adopt them all, but I can't. At least I can give my love and my home to one child. Look at that little one sitting over there in the corner. She looks like she needs some tender loving care. I think she is the one I want to adopt. (She walks over to Natasha and holds out her arms. Natasha runs to her, and her mom hugs her. They walk off stage together.)

NARRATOR: Natasha is very fortunate to grow up in a family. Many of the other girls in the orphanage are growing up to become prostitutes or even to commit suicide because they feel so unloved and so hopeless.

DOCTOR: Natasha, I am sorry to have to tell you this, but you have a very serious heart condition. It is impossible for you to ever have a baby.

NATASHA: Here I am almost thirty years old. Most of the women around me are in their twenties; they are married and have children. I will never get married, and I will never have children.

CO-WORKER: (walks up to Natasha) Hey, Natasha, I went to this church the other day. You might want to check it out.

NATASHA: Why not? I couldn't be any more miserable than I am. I am open to anything that might help.

MOSCOW CHRISTIANS: Hello. We're glad you are with us today. Would you like to study the Bible?

NARRATOR: Natasha did study the Bible and was joyously baptized into Jesus. (The Christians "baptize" her. Natasha hugs them, smiling.) Now another story is happening far away in another part of the Soviet Union: Marat and Galina have just gotten the word that Communism has fallen.

MARAT: What will we do? Communism is what we have believed and worked for all our lives. What meaning can our lives have now that Communism has failed?

GALINA: And all our savings...they are worth nothing now. Whatever will we do?

SERGEI AND VLAD: We are going to Moscow to try to make a living for ourselves. Goodbye, Mom and Dad. We love you!

NARRATOR: While Sergei and Vlad were in Moscow, they too met some of the Moscow Christians. (Moscow Christians silently meet them and shake hands.) They studied the Bible and were also baptized.

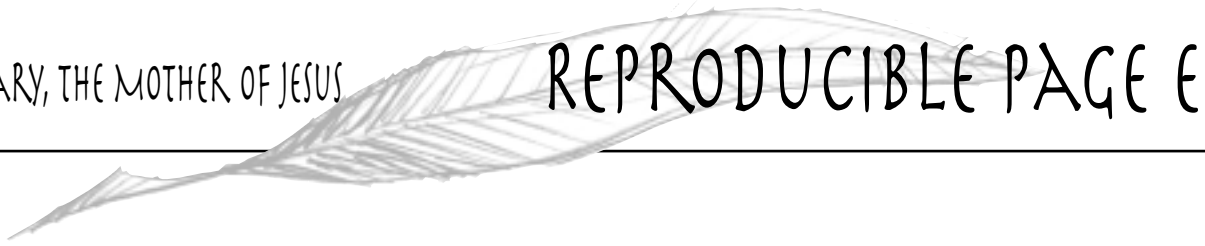
SERGEI: Let's go back home and share our faith with our family.

VLAD: Yes, and with my girlfriend.

NARRATOR: Sergei and Vlad shared with Olya, Marat and Galina (Sergei and Vlad act like they are studying the Bible with them), and all of them were baptized. Then Sergei met Natasha and married her.

GALINA: After having lost a child named Natasha years ago, I am so grateful that God has given me my Natasha back, and amazingly, she is now pregnant although the doctors said she never would be. And my daughter Nadia has also become a Christian. (Nadia hugs her mother.)

NARRATOR: Sergei and Natasha had a healthy baby girl. And now all three couples are full-time in the ministry in Russia: Sergei and Natasha, Vlad and Olya, and Marat and Galina. God works incredible miracles in people's lives when they believe!



WRITE A SONG

Instructions:

1. Take out your Bibles and turn to Luke 1:46-55.
2. Read Mary's song aloud in your group.
3. Remember that Mary was probably a teenager when all this happened in her life.
4. Select some of the lines (or even a part of a line) from Mary's song to make into a rap or any other style of song. (You can use the music to a favorite church song or other well-known song and substitute the words you have chosen from Mary's song.)
5. Practice the song in your group a couple of times.
6. Perform your group's song for the class.

LINE 1: _____

LINE 2: _____

LINE 3: _____

LINE 4: _____

SCRIPTURE MEMORY VERSE

"For nothing is impossible with God."

LUKE 1:37

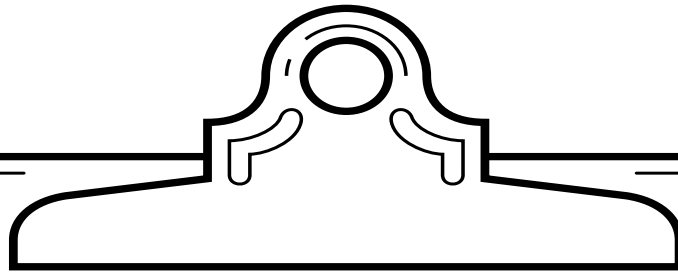
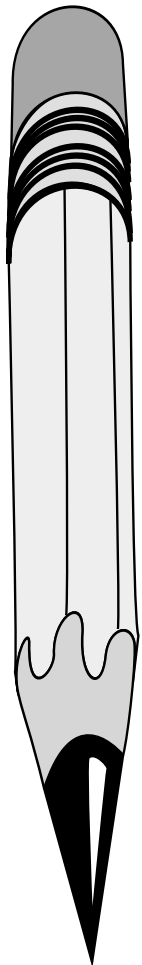


WEEKLY CHALLENGE

Using Reproducible Page G, interview a disciple before your next class session. Be prepared to share the interview in class.

INTERVIEW

For your Weekly Challenge, you are to use the following questions to interview a disciple. The goal is to learn about how God works in our lives to do seemingly impossible things. Bring this form, filled out, to the next class session.



Interview

1. Name of person interviewed: _____
2. How long have you been a disciple? _____
3. What is a difficult or impossible thing in your life that you faced with faith in God? _____

4. When was this? _____
5. Where did this happen? _____
6. What was the result? _____

7. How did this increase your faith? _____

This page intentionally left blank.

CARTOON STRIP

THE STORY:

Matt and John were walking home from school discussing how they were going to come up with money to register for the preteen retreat that was coming up soon. They really wanted to go, but their parents could only afford half the cost for each of them. Matt and John both were working hard around their neighborhood doing odd jobs to raise the money.

Matt was stepping off the curb when he felt something under his foot. Looking down, he and John saw a wallet. John quickly stooped down and grabbed it and asked Matt if they should look inside. Matt nodded and they opened the wallet.

Their eyes widened in amazement as they saw five one-hundred dollar bills! They also found the name and phone number of the owner of the wallet.

Instructions:

In the two empty boxes below draw two possible endings to the story. Keep in mind that "nothing is impossible with God." One ending should illustrate what could happen if they were honest in this situation and gave the billfold back to the owner. The other, what could happen if they were not honest and decided to keep the money.

