

WE NEED EACH OTHER

LESSON TEXT

Ephesians 1:5; 2 Corinthians 6:18; Romans 8:13-17; Hebrews 10:24-25

LESSON OBJECTIVES

- The students will describe how the church is like a family.
- The students will explain that, as disciples, we become sons and daughters of God.
- The students will make a special plan to encourage three different people during the week.

MATERIALS NEEDED

For each student:

- pen or pencil
- 3 sheets of white or pastel paper, 8½" x 11"
- 1 sheet of construction paper, 9" x 12"

For the teacher:

- markers/colored pencils
- glue sticks
- sequins, yarn, glitter, etc.
- stapler
- 1 copy of "Good News from the Kingdom"
- 1 globe or map of the world
- flip pad and easel
- 2 pieces of poster board, 8½" x 14"
- 3-hole punch
- yarn
- 12 sheets of black construction paper
- pastel/metallic gel pens or white colored pencils
- white drawing paper
- instant camera and film
- stickers, sequins, fabric scraps
- 1 sheet of drawing paper for every 4-5 students

Reproducible Pages:

- Page A, 1 copy for each student
- Page B, 1 copy for each student

LESSON PLAN

Getting Ready

Faithful Instruction
Teacher Focus
Teacher Tips
Preclass Activity: Encouragement Booklet
Starting Up
Welcome and Singing
Opening Prayer
Victories
Good News from the Kingdom

Getting into God's Word

Story: "The Power of Having Just One Friend"
Scripture Study
Activity: Family Album

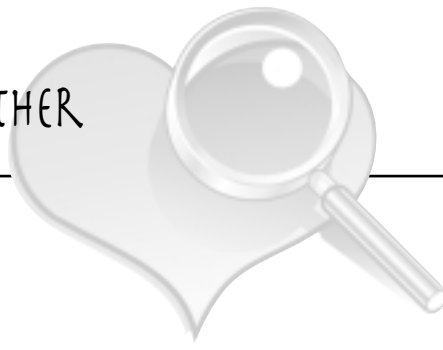
Getting It to Others

Scripture Memory: Hebrews 10:24
Weekly Challenge and Snack Time
Conclusion

SCRIPTURE MEMORY VERSE

And let us consider how we may spur one another on toward love and good deeds.

Hebrews 10:24



FAITHFUL INSTRUCTION

TEACHER FOCUS

Pray and meditate on Ephesians 1:5, 2 Corinthians 6:18, Romans 8:13-17 and Hebrews 10:24-25. Without water or light, a plant will not grow—eventually, it dies. Similarly, as disciples, our souls must be watered and fed through the constant encouragement of God’s word (Romans 15:4), prayer (2 Corinthians 1:10–11) and close relationships (1 Thessalonians 5:11) with other brothers and sisters—or we will die spiritually. As you prepare during the week preceding this class, do an in-depth study of “encouragement” and related words. Your eyes will be opened to the power of encouragement!

TEACHER TIPS

Preteens live in a world of “put-downs.” They are fragile people trying desperately to grow up in an unforgiving environment. School is like a battlefield and very often, for many, home is not much better. The preteens should leave your class holding their heads higher because of your encouraging love for them.

PRECLASS ACTIVITY

ENCOURAGEMENT BOOKLET

The students will create encouragement booklets in which their classmates will write encouraging notes and scriptures to them.

MATERIALS USED

For each student:

- pen or pencil
- 3 sheets of white or pastel paper, 8½" x 11"
- 1 sheet of construction paper, 9" x 12"

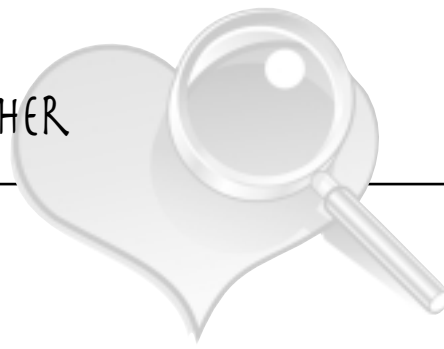
For the teacher:

- markers/colored pencils
- glue sticks
- sequins, yarn, glitter, etc.
- stapler



INSTRUCTIONS

1. Place at each student’s seat three pieces of paper (folded to create a 5½" x 8½" booklet), a piece of construction paper (folded to create a 6" X 9" booklet cover), and a pen or pencil.
2. As the students arrive, have them decorate the construction paper cover of their booklet.
3. Ask the students to staple all their sheets together along the outside of the spine to create a booklet.
4. Tell the students to write their names on the front of their booklets.
5. Have each student move around the room writing an encouraging statement about the person whose name is written on the front in each booklet. Ask the students to write in every book except their own.
6. If the class is small, ask them to write more than one statement in each booklet.
7. NOTE: Hopefully no one will write anything inappropriate, but just in case, make sure that teachers are circulating and observing as the students write.



STARTING UP

WELCOME AND SINGING

Call the students together in a circle. Welcome everyone by name, being sure to recognize anyone who is visiting. Let them know how glad you are to see them and how much you looked forward to being with them. Sing a few great songs.

OPENING PRAYER

Who would like to say a prayer to start today's time together? Let a few students lead the prayer. Encourage the students to mention missing students, special church activities, illnesses and to be especially thankful for the chance to be together.

VICTORIES

Take the time to have the students share about the challenges they were given at the end of last week's class. *Did everyone complete their challenge? How did it go? What fears did you face as you met the challenge to put the lesson into practice? How did everyone do with having consistent quiet times? Would anyone like to share something they learned this week?*

Praise and encourage all the students' efforts, especially noting any area of significant growth. Offer help and suggestions so they can have even more victories in the coming week.

GOOD NEWS FROM THE KINGDOM

MATERIALS USED

For the teacher:

- 1 copy of "Good News from the Kingdom"
- 1 globe or map of the world

INSTRUCTIONS

Now let's take a few minutes to share "Good News from the Kingdom." Be excited as you read about what is happening around the world. Have a globe or map ready, pointing out the location as you share. Remind your students that the kingdom of God is worldwide and that the victories of our brothers and sisters in other countries can inspire us and spur us on.





STORY

"THE POWER OF HAVING JUST ONE FRIEND"

A lonely and depressed boy is encouraged because one person decided to be his friend. This story will help the students to see how powerful encouragement and friendship are in our lives.

MATERIALS USED

Reproducible Pages:

- Page A, 1 copy for each student

INSTRUCTIONS

1. Distribute copies of Reproducible Page A ("The Power of Having Just One Friend") to each student.
2. Read the story to them.
3. Ask the following questions:
 - *Can you relate to some of the things that Sonny was feeling?*
 - *How have you felt when you didn't have anyone to sit with on the bus or somewhere else?*
 - *Why was Sonny so encouraged by Pete?*
 - *How could that change Sonny's whole life?*

SCRIPTURE STUDY

MATERIALS USED

For the teacher:

- flip pad
- easel
- markers
- extra Bibles

INSTRUCTIONS

Tell the class that today you will be talking about a family. *Can anyone guess what family that might be?* (the family of God) Stress that you want to help them to understand that the church is God's family and that it is similar in many ways to our physical families.

Ask the students:

- *How do we become a part of a physical family?* (birth / adoption)
- *How do we become a part of God's family?* (through a decision to make Jesus the Lord of our lives, repentance and baptism for the forgiveness of our sins)

Have the students turn to Ephesians 1:5. Select a volunteer to read the passage.

- *What does this passage say about how we enter God's family?* (chosen by God / adopted through Jesus Christ)
- *What does this mean?* (Jesus' death allows us the chance to repent and be baptized and to come into God's family as an adopted son or daughter.)
- *Why did God do this?* (his love for us / wanted us with him)

Now have the students turn to 2 Corinthians 6:18. Select another volunteer to read.

- *What promise does God give us in this passage?* (He will be our Father. / We will be his children.)

These are two exciting passages! No matter what we have done, God wants to bring us in as part of his family if we choose to follow Jesus. He wants us to be his children!

Select another student to read Romans 8:13-17.

- *How do we know we are sons of God?* (We are led by the Spirit and not by the world.)
- *The word "Abba" means "Daddy." Does it surprise you that we can call God "Daddy"?*
- *If we are sons of God, then we are also his heirs. What is an heir?* (someone who inherits something—money, property, etc. from a parent or relative)
- *Because we are God's heirs, we are co-heirs with Jesus. We get to share in his inheritance. What is the inheritance we get from God?* (eternal life / salvation)
- *Is it a strange idea to think that Jesus is actually our brother when we are part of the family of God?*
- *How would we treat our big brother, Jesus?* (respect / admiration / follow his example)
- *What are the obligations of being in a physical family?* (responsibility / love / serving / sharing / meeting needs / taking care of each other / helping each other grow up)
- *What are the obligations of being in God's family?* (We have the same obligations—to love, encourage, serve, meet needs, take responsibility, etc.)

God calls us to take responsibility for our brothers and sisters in his family. The closer we are to one another, the stronger the church will be. By our encouragement, faith and love, we will see God's family grow and spread around the world.



ACTIVITY

FAMILY ALBUM

The students will create a photo album depicting their classroom family.

MATERIALS USED

For the teacher:

- 2 pieces of poster board, 8½" x 14"
- 3-hole punch
- yarn
- 12 sheets of black construction paper
- pastel/metallic gel pens or white colored pencils
- white drawing paper
- instant camera and film
- stickers, sequins, fabric scraps
- glue sticks



INSTRUCTIONS

1. Tell the students that no family would be complete without its own photo album. *Today, the class will put together a photo album of its own, depicting the best parts of being in the family of God*
2. Have the students line up to have their photos taken for the album.
Those who have had their photos taken may:
 - Help to decorate the cover
 - Create borders on the album pages on the inside using the black construction paper
 - Create drawings of special times and events for the preteens to supplement the photographs. (These should be no larger than 3" x 5.")
3. As soon as all the pictures are taken and the drawings are complete, have the students create some captions for their pictures. These can be written on the black paper using gel pens or white colored pencils.
4. Mount the photos and drawings in the book with tape or glue. Be sure they are securely attached to the sheets.
5. Put the two covers on the album and punch holes (in the covers and the sheets) down the left side. Use yarn to bind the edges, finishing the album. (The yarn can be removed later to add more photographs.)
6. Suggest to the students that they bring in extra photographs of each other that they take during preteen activities to add to the book from time to time.



SCRIPTURE MEMORY

And let us consider how we may spur one another on toward love and good deeds.

Hebrews 10:24

MATERIALS USED

For the teacher:

- 1 sheet of drawing paper for every 4-5 students
- Reproducible Pages:*
- Page B, 1 copy for each student

INSTRUCTIONS

1. Divide the class into groups of four to five students. (Group together as best you can those pre-teens who don't usually spend time together.)
2. Hand out the copies of Reproducible Page B (Memory Verse) to each student.
3. Say the verse together as a class.
4. Give each group a sheet of drawing paper and instruct them to bring the verse to life by rewriting it in symbols (a "rebus": a representation of words in the form of pictures or symbols, often presented as a puzzle). For example, the word "spur" can be the drawing of a boot with a spur. (Small words can be written out.)
5. When all the groups are finished, have a representative from each group stand up, show their rebus and explain it to the class.
6. Ask the students what it means to "spur one another on toward love and good deeds."
7. NOTE: If you do not have time for this activity, it is fine. You might want to share it with the Supplement Teacher and let him or her do it with the students.

WEEKLY CHALLENGE AND SNACK TIME

If your students bring a snack, allow them to eat while you explain this week's challenge to them.

This week, ask the students to find three special ways to encourage others in the church. These people could include leaders on staff, children's ministry workers, family group members, teens and campus students, etc. Encouragement can be in the form of special cards and letters, cookies or offering to serve them by cleaning, doing yard work, etc. The students should feel free to ask you for advice and suggestions, so keep a list available. Be sure to include individuals who may not get much encouragement on a regular basis.

Ask the students to come prepared to share their victories next week.

CONCLUSION

End the class with prayer.

WEEKLY CHALLENGE

Choose three special people in your congregation to encourage this week. Find ways to encourage that don't cost much, but rather, that come straight from the heart.

WE NEED EACH OTHER

LESSON TEXT

John 13:34-35; Hebrews 3:13,
10:24-25; Ephesians 4:32

LESSON OBJECTIVES

- The students will describe three obligations of being part of God's family.
- The students will explain how the church is affected when we do not act like a family.
- The students will make a special plan to encourage three different people during the week.

MATERIALS NEEDED

For each student:

- pen or pencil

For the teacher:

- extra Bibles
- small box or bag
- prize for the winning group in the Scripture Memory segment

Reproducible Pages:

- Page C, 1 copy for each student
- Page D, 1 copy for the teacher

LESSON PLAN

Getting Ready

Faithful Instruction
 Teacher Focus
 Teacher Tips
 Preclass Activity: Family Matters
 Starting Up
 Welcome and Singing
 Opening Prayer and Review
 Great News Sharing

Getting into God's Word

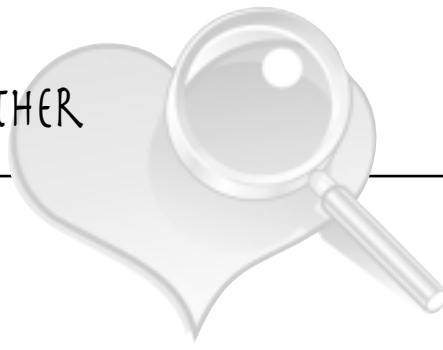
Scripture Study
 Activity: Acting Out Family

Getting It to Others

Scripture Memory: Hebrews 10:24
 Weekly Challenge and Snack Time
 Conclusion

SCRIPTURE MEMORY VERSE

And let us consider how we may spur one another on toward love and good deeds.
 Hebrews 10:24



FAITHFUL INSTRUCTION

TEACHER FOCUS

Pray and meditate on John 13:34-35; Hebrews 3:13, 10:24-25; and Ephesians 4:32. Without water or light, a plant will not grow—eventually, it dies. Similarly, as disciples, our souls must be watered and fed through the constant encouragement of God’s word (Romans 15:4), prayer (2 Corinthians 1:10–11) and close relationships (1 Thessalonians 5:11) with other brothers and sisters—or we will die spiritually. As you prepare during the week preceding this class, do an in-depth study on “encouragement” and related words. Your eyes will be opened to the power of encouragement!

TEACHER TIPS

Preteens live in a world of “put-downs.” They are fragile people trying desperately to grow up in an unforgiving environment. School is like a battlefield and very often, for many, home is not much better. The preteens should leave your class holding their heads higher because of your encouraging love for them. Talk with the Core Lesson teacher. Get the teacher’s notes and his or her perspective on how well the students understood the Core Lesson. Use the input to fashion your questions in the Scripture Study segment of the Supplement Lesson.

PRECLASS ACTIVITY

FAMILY MATTERS

The students will complete a crossword puzzle using words that describe life in God’s family.

MATERIALS USED

For each student:


- pen or pencil

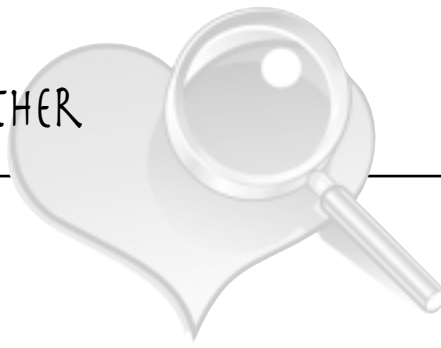
Reproducible Pages:

- Page C, 1 copy for each student

INSTRUCTIONS

1. As the students arrive, give each one a pen or pencil and a copy of Reproducible Page C (Family Matters).
2. The students should first work the crossword puzzle by fitting in the words from the list at the bottom. The first word is given (“encourages”).
3. Below the puzzle, the students should give one example of how they could fill each of the roles in the church. For example, Submit—obey parents and leaders when they give direction.
4. When all the students have completed their lists, discuss some of the ideas.





STARTING UP

WELCOME AND SINGING

Call the students together in a circle. Welcome everyone by name, being sure to recognize anyone who is visiting. Let them know how glad you are to see them and how much you looked forward to being with them. Sing a few great songs.

OPENING PRAYER AND REVIEW

- Open with one student praying that each preteen would help to build up the family of God.
- Have one student recite the memory verse for this lesson: Hebrews 10:24.
- Have a student briefly review the previous lesson (Core Lesson).

GREAT NEWS SHARING

Allow several minutes for the students to share great news about their lives. This could be about a family member who became a disciple, someone healed from an illness, someone studying the Bible, great grades, etc. Remind the students to be brief so that as many as possible can share.





SCRIPTURE STUDY

MATERIALS USED

For the teacher:

- extra Bibles

Remind the students that in the Core Lesson, they learned why the church is like a real family and how God views each of us as sons and daughters. *Today, you will explore this idea further by discussing some of the obligations of being a part of God's family.*

- *What are some of the obligations and responsibilities of being part of a family?* (chores to do / have to share / help each other / love each other / stick up for each other, etc.)
- *There are some very specific obligations and responsibilities we have as members of God's family as well.*

Assign each of the following four passages to a different volunteer to read aloud. Discuss each after it is read.

John 13:34-35

- *Why does this passage say we need to love one other as disciples?* (Our love is the mark of our discipleship. / Love tells the world we are disciples.)
- *Why did Jesus need to command this? Doesn't love come naturally?* (no—different personalities and different perspectives make relationships challenging)
- *How do we work through relationships with people in the church to whom we are not naturally drawn?* (prayer / spending time together / getting advice / being patient)

Hebrews 3:13

- *Why does everyone need encouragement daily?* (The world can get us down. / We all have bad days. / It helps us stay faithful. / It helps us to remember God.)
- *Why does the passage say that encouraging one other daily is important?* (Sin can make our hearts hard if we aren't encouraged. / We can lose faith or hope.)

Hebrews 10:24-25

- *What does it mean to "spur one another on"?* (help someone to grow / move forward)
- *Why do we need to be reminded to be full of love and good deeds?* (We are busy. / We forget. / We may be discouraged or tired and not feel like showing love and doing good deeds.)
- *Why is meeting together often very important to the family of God?* (fellowship time allows us to talk / be encouraged / help others / refresh ourselves and others / be reminded of our purpose)

Ephesians 4:32

- *Why is forgiveness important in a family?* (When we are with people a lot, we more easily sin against them. / If we don't forgive each other, our relationships are hurt—even ruined at times. / If we do not forgive, we are driven apart and pulled away from God.)
- *Kindness and compassion should be abundant in the church. How can you help to promote this?*

There are many other "one another" passages in the Bible. Each of these passages tell us what we need to do as sons and daughters of God. As God's family, if we let even one person become an "orphan," we are breaking up the family that God has put together. It is also important to remember that we could never do any of these on our own. We need others around to love us, encourage us, forgive us, etc., and we need God. It is important that we constantly remember and thank God for the fact that he is our "Daddy" and for the family he has given us in the church.

FAMILY



ACTIVITY

ACTING OUT FAMILY

MATERIALS USED

For the teacher:







- small box or bag
- Reproducible Pages:
- Page D, 1 copy for the teacher

PREPARATION

1. Cut out the six scenarios on your copy of Reproducible Page D (Encouraging One Another).
2. Fold each and place it in the small box.

INSTRUCTIONS

1. Divide the class into groups of five or six students.
2. Let each team draw a scenario out of the box.
3. Instruct them to come up with a response that would be encouraging and a response that would be discouraging with their scenario. Then they are to prepare to act out both responses, making sure that everyone has some part in the skits.
4. Then have them tell what they learned in their skits about being encouraging to each other and treating each other as "family."



SCRIPTURE MEMORY

And let us consider how we may spur one another on toward love and good deeds.

Hebrews 10:24

MATERIALS USED

For the teacher:

- prize for the winning group

INSTRUCTIONS

1. Direct the students to number off 1 through 4. (Adjust the numbering to the size of your group. The point is to arbitrarily create small groups of preteens who may not be that close to each other rather than letting best friends clump together.)
2. After the groups have been selected, make sure that no one group is loaded with visitors who haven't had access to the memory verse from the Core Lesson class. Do not count visitors in the competition. No group should be "stacked."
3. Give each student within each group the opportunity to quote the memory verse.
4. The group with the most individuals quoting the verse correctly is the winner.
5. If there's a tie, see how many of the students can quote previous memory verses. The group that has the most students successfully quote a previous memory verse wins.

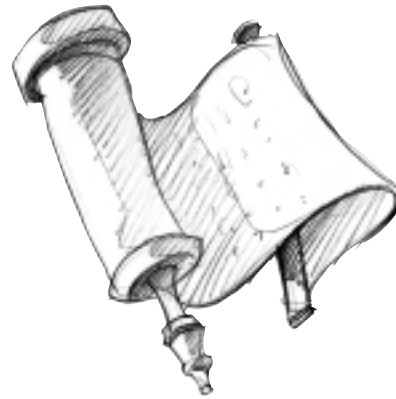
WEEKLY CHALLENGE AND SNACK TIME

If your students bring a snack, allow them to eat while you remind them of the challenge for the week.

This week, the students were asked to find three special ways to encourage others in the church. These people could include leaders on staff, children's ministry workers, family group members, teens and campus students, etc. Encouragement can be in the form of special cards and letters, cookies or offering to serve them by cleaning, doing yard work, etc. Students should feel free to ask you for advice and suggestions, so keep a list available.

CONCLUSION

End the class with prayer.



WEEKLY CHALLENGE

Choose three special people in your congregation to encourage this week. Find ways to encourage that don't cost much, but rather, that come straight from the heart.

THE POWER OF HAVING JUST ONE FRIEND

Sonny was feeling down, really down—not for just one day or one week, but for months. Things were not going well at home. His parents fought almost every night. He heard them downstairs yelling at each other with each of them threatening to leave at one time or another. He would put his pillow over his head, trying to keep from hearing them, and he would cry. He felt alone, sad and angry.

Each morning he would drag himself out of bed, get ready and catch the bus for school. He dreaded it. Because he looked so sad and was so much into himself, the older boys made fun of him and told people not to let him sit beside them on the bus. His palms began to sweat when he saw the bus coming down the street. But, he didn't think anything could be done about it. Who would care? Who would help?

Then one day a new kid moved to the neighborhood; Pete was his name. When he came out to the bus stop the next morning, he talked with Sonny and asked him questions about the school. When they got on the bus, Pete said, "Can we sit together?" The kids teased Sonny as usual, but he didn't care that morning. Someone wanted to talk to him and even wanted to sit with him. Sonny did not want to think about the next day. After hearing all the things people said to him, he doubted that Pete would want to sit with him then. But, for now, he enjoyed the moment: someone actually wanted to sit with him.

The next morning he waited at the bus stop and watched Pete shuffle up the street. Pete waved and said, "Hey Sonny. You want to come over this afternoon and play video games with me?"

"Sure," said Sonny, wondering if his ears were hearing right.

The bus pulled up, and they got on. Pete ignored all the others, and he said, "Let's sit over here."

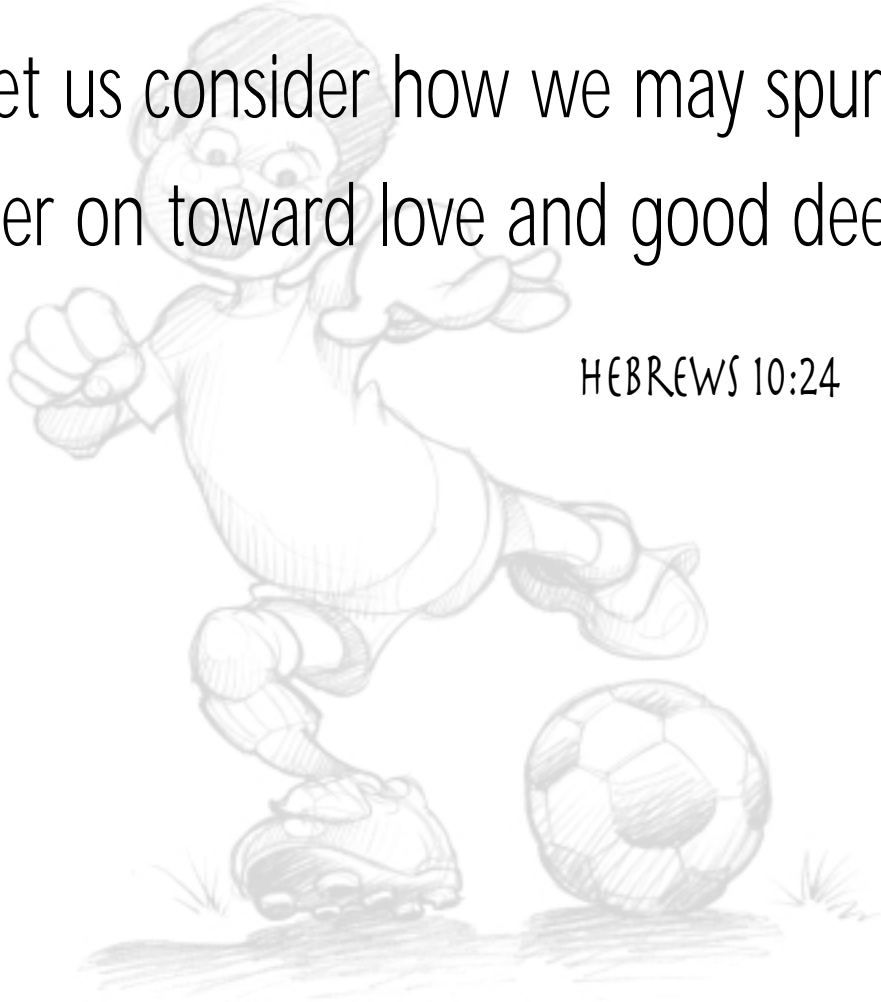
Sonny smiled and followed the lead of his new friend. As the days passed, the other kids made fewer and fewer comments when Sonny and Pete got on the bus. Sonny began to smile again. His parents still were not getting along very well, but at least he had a friend now. He finally had a reason to smile. He had learned the power of having just one friend.



SCRIPTURE MEMORY VERSE

And let us consider how we may spur one another on toward love and good deeds.

HEBREWS 10:24



WEEKLY CHALLENGE

Choose three special people in your congregation to encourage this week. Find ways to encourage that don't cost much, but rather, that come straight from the heart.



FAMILY MATTERS

How does a family member give to the other members? He or she encourages them.

Directions: In the following crossword puzzle, the foundation word is "encourages." The words listed below the puzzle indicate different forms that encouragement takes. Fit each word into the appropriate place in the puzzle. Once you have placed the words in the puzzle, beside each word at the bottom of the page give one example of how you could fill that role in the church. For example:

Submit—Obey my parents and the leaders when they give direction

E	N	C	O	U	R	A	G	E	S	

CHALLENGE

LOVE

INSTRUCT

SUBMIT

CONFESS

FORGIVE

MEET TOGETHER

SHARE

SPUR ON

PRAY


ACTING OUT FAMILY

#1



Jenny got a new haircut because her mother said she had to. She hates her hair and is embarrassed to go to church the next day because she is afraid everyone will laugh at her.

#2



Blair went out for the football team at his school. The coach was very impressed with his blocking ability and put him on the first string. Tim also tried out. He fell down several times, left the field very discouraged and was not asked to join the team. Blair sees Tim at a teen devotional that week.

#3




In preteen class Sam said some things about Sarah that were not very kind. Now Sarah's feelings are hurt, and she cries all the way home.

#4



Jeremy borrowed David's favorite CD last week. He accidentally left it on the bus after school one day. David sees him and says, "Hey Jeremy. I miss my CD. Can you go ahead and give it back to me?"

#5



At lunch one day, the girls at the table are making fun of Tiffany because she said that going to church was very important to her. Caryn is in preteen class with Tiffany, and she is sitting at the table also.

#6



Jamey is the best skateboarder in the class. Ben wants desperately to learn to skateboard, but down deep inside he is afraid. Ben's uncle gave him a new skateboard for his birthday, and Jamey hears the kids at school saying, "Why don't you even use it, Ben? You're crazy. You're chicken."