

# The First Missionary Trip

## Lesson Objectives

- The students will hear the story of Paul and Barnabas' first missionary journey.
- The students will name one thing God wants disciples to do.
- The students will name one place where they will share about God.

## Lesson Text

Acts 13  
Acts 14

## Scripture Memory Verse

For we are God's workmanship, created in Christ Jesus to do good works, which God prepared in advance for us to do.

*Ephesians 2:10*

## Lesson Plan

Greeting and Registration

Preclass Activity: Postcards from Paul

Welcome and Singing

Centers:

Bible Story: You've Got Mail

Craft: First Preaching Trip

Scripture Memory: Mission Road

NOTE: Allow time for a snack.



# The First Missionary Trip

## Postcards from Paul

The students will preview this week's lesson by preparing postcards they will use during the Bible Story.

### Materials

*For each student:*

- glue stick
- crayons or markers
- 1 envelope

*For the teacher:*

- scissors

*Reproducible Pages:*

- Page A, 1 copy for each student
- Page B, 1 copy for each student

### Preparation


1. Cut out the postcards from the copies of Reproducible Pages A and B. Do not fold them.
2. Place each set of postcards in an envelope for the students.
3. Make a sample to show the students.

### Instructions

1. Greet the students as they arrive. Explain that today they will learn about Paul's first missionary trip. Tell them that they will make four postcards that represent four of the places where Paul and his companion Barnabas traveled. They will use their postcards during the Bible Story.
2. Distribute the envelopes that you prepared, glue sticks and crayons to the students. Tell them to take their postcards out of their envelopes and color them.
3. Help them to fold the postcards along the dashed fold line and then glue them closed to form the actual postcards.
4. Make sure the students write their names on their envelopes and place their postcards back inside.
5. Collect the labeled envelopes and give them to the Bible Story teacher.

### Teacher Tips

- Display postcards from around the world in your Preclass Activity area for the students to see.
- Reproduce Pages A and B on heavy paper to make them more durable.
- Bring in pictures of the modern-day cities of Cyprus, Antioch, Iconium, Lystra and Derbe to show the students.



Grace and peace to my brothers and sisters in Christ, Barnabas, John and I sailed to the island of Cyprus. We arrived in the city of Salamis and we traveled and preached through the whole island—all the way to the city of Paphos where we taught the proconsul whose name was Sergius Paulus. He is an important government official and he wanted to hear the word of God! But then a sorcerer named Elymas tried to stop the proconsul and hinder his new faith. I rebuked Elymas and told him that the Lord's hand was against him and he would be blind for a period of time. When Sergius saw this, he believed. He was amazed about the teaching of the Lord! We're off to Perga in Pamphylia. I always think of you with great joy,  
Paul

# The First Missionary Trip

## You've Got Mail

The students will learn about Paul's first missionary trip.

### Materials

For each student:

- envelope with postcards from Preclass Activity

For the teacher:

- postcards (preferably ones you have received from family or friends)

Reproducible Pages:

- Page A, 1 copy for the teacher
- Page B, 1 copy for the teacher

### Preparation

1. Practice leading this activity and reading from the postcards on your copies of Reproducible Pages A and B with enthusiasm.
2. Prepare several different postcards of your own to show the students during the introduction.

NOTE: Cut out the postcards from your copies of Reproducible Pages A and B. Fold and paste each one to make the actual postcards for this activity.

### Introducing the Bible Story

Open your Bible to Acts 13 and 14. Explain that today's Bible Story is about Paul and Barnabas' first missionary trip. Remind the students of last week's lesson about Saul. Tell them that after Saul was baptized and had started preaching the gospel, he changed his name to Paul. God chose Paul and Barnabas to travel to many different cities and teach and preach the good news about Jesus. God blessed their travels and many people were baptized and churches were started in the cities and towns where they preached. Tell the students that today's Bible Story will be told through postcards. Hold up the postcards that you brought from home.

- *Have you ever written and sent a postcard? From where? To whom?*
- *Have you ever received a postcard? From where? From whom?*
- *What are some things that people write in a postcard?*

*A postcard is a quick way to keep in touch with people while you are traveling. When someone writes a postcard they briefly tell the most important things they are doing. Today we will be reading the story of Paul and Barnabas' mission journey from postcards written from Paul's point of view. From these postcards, you will learn about their travels.*

NOTE: Tell the students that these postcards were not actually written by Paul, but were written based on Acts 13 and 14.

### Presenting the Bible Story

Distribute the envelopes to the students. Tell them to take out the postcard that says, "Greetings from Iconium" and have them follow as you read. (You may read from your own postcards or the text from the back of this Lesson Card.) If appropriate, select different students to read their postcards.

After each postcard is read ask the students the following questions:

- *Where were Paul and Barnabas when they sent this postcard?*
- *Why did they go there? What did they do?*
- *How did the people respond?*
- *What happened as a result of that?*

### Wish You Were Here

Extend the discussion to include the following questions:

- *Which of these postcards is your favorite and why?*
- *If you could have chosen one of these places to travel with Paul, where would you go and why?*

### Sharing with Others

Explain to the students that Paul and Barnabas were disciples of Jesus. No matter what happened, they continued to preach about Jesus. God wants disciples to preach, talk and teach about salvation in Jesus. Ask the students who they want to tell about this week's Bible Story. Close with a prayer thanking God for Paul and Barnabas' courage to preach the gospel.

### Teacher Tips

- Try to locate a Bible map of Paul's first missionary journey to show the students.



**3rd and 4th Grades**

# The First Missionary Trip

## Greetings from Lystra and Derbe!

Dear brothers and sisters,

In Lystra, we healed a crippled man. The crowds who saw this thought we were gods and they tried to worship us! We tore our robes and begged them not to. We said that we were only men. But some non-believing Jews came to cause trouble for us. They convinced the crowds to have me stoned. When they thought I was dead, they dragged me outside the city. But God protected me and with the disciples' help I went back into the city. The next day we left for Derbe where we preached the good news of Jesus. A large number of people became disciples. On our way home, we will preach again in Lystra, Iconium, Antioch, Pamphylia, Perga and Attalia.

I remember you all with tears of joy,

Paul

## Welcome to Iconium

Grace and peace to all my dear brothers and sisters,

We've been in Iconium for a while. As usual, we went preaching and teaching in the synagogue. A great many Jews and Gentiles believed. But there were Jews who refused to believe. They tried to turn the Gentiles against us. The city was divided! Some were on the side of the Jews and some were on our side. There was even a plot to have us killed! But we found out about it and left for Lystra and Derbe. People need to hear the Good News of Jesus, so we will continue to preach.

I always thank God for you,

Paul

## Hello from Pisidian Antioch!

Grace and Peace to my brothers and sisters in Christ, Intense things are happening at Pisidian Antioch. We preached and taught in the synagogue. I began with the history of Israel, and talked about God's rescue from Egypt. I explained that God worked through the judges, kings and prophets right up until John the Baptist. Then I explained that Jesus was a descendant of David and the promised Messiah that all the prophets had talked about. I told them how Jesus died for our sins and how God powerfully raised him from the dead. The people listened carefully and asked us to speak again. On the next Sabbath, the whole city was there to hear the Good News! However, some of the Jews were jealous and talked very badly about us. It got so bad that we had to leave. Even so, God was glorified and many Gentiles believed. Joyfully, we go next to Iconium. With much love to you all,

Paul

## Greetings from Cyprus!

Grace and peace to my brothers and sisters in Christ, Barnabas, John and I sailed to the island of Cyprus. We arrived in the city of Salamis and we traveled and preached through the whole island—all the way to the city of Paphos where we taught the proconsul whose name was Sergius Paulus. He is an important government official and he wanted to hear the word of God! But then a sorcerer named Elymas tried to stop the proconsul and hinder his new faith. I rebuked Elymas and told him that the Lord's hand was against him and he would be blind for a period of time. When Sergius saw this, he believed. He was amazed about the teaching of the Lord! We're off to Perga in Pamphylia. I always think of you with great joy,

Paul



3rd and 4th Grades

C

R

A

F

T

# The First Missionary Trip

## First Preaching Trip

The students will make scrolls reminding them of the places and events from Paul's first missionary trip.

### Materials

*For each student:*

- 2 cardboard tubes, 11"
- 2 pieces of construction paper, 9" x 12"
- ribbon, 12"
- markers and crayons
- scissors
- glue stick

*For the teacher:*

- masking tape
- stapler
- scissors

*Reproducible Pages:*

- Page C, 1 copy for each student



### Preparation

1. Read Acts 13-14 to familiarize yourself with the places and events described in the pictures.
2. Make a scroll for each student as follows:
  - A. Tape two pieces of construction paper together making a 9" x 24" piece of paper. Only tape one side of the paper.
  - B. Staple the two cardboard tubes to the paper with the taped side up, as shown in Figure A.
  - C. Place masking tape along the sides of the paper where the tube and paper meet to reinforce the scroll.
3. Cut a 12" inch piece of ribbon for each student.
4. Make a sample craft to show the students.

### Instructions

1. Introduce today's activity: *We are learning about Paul and Barnabas' first missionary journey.* Show the students your scroll with the ribbon tied around it. Unroll the scroll and read off each place and what occurred there as described in the pictures' captions.
2. Distribute the copies of Reproducible Page C and the crayons and markers. Have the students color the four pictures and color all the letters that are outlined in the other text boxes.
3. Distribute the scissors. Have the students cut out the four pictures and the five text boxes from their copies of Reproducible Page C.
4. Distribute the glue sticks. Have the students glue the text box labeled "Paul's First Missionary Journey" at the top of their scrolls. Have them glue the text boxes with city names across the scroll in numerical order. Have the students glue the picture with the corresponding number underneath the city name. See Figure B. Have the students write their names on their scrolls.
5. Distribute the ribbon. Help the students roll their scrolls from both sides, and then tie the ribbon into a bow around the scroll. See Figure C.

### Conclusion

Close with a prayer thanking God that Paul preached and that we can talk about Jesus in our own town or city.

### Teacher Tips

- Have the students color their scrolls if time permits.

# The First Missionary Trip

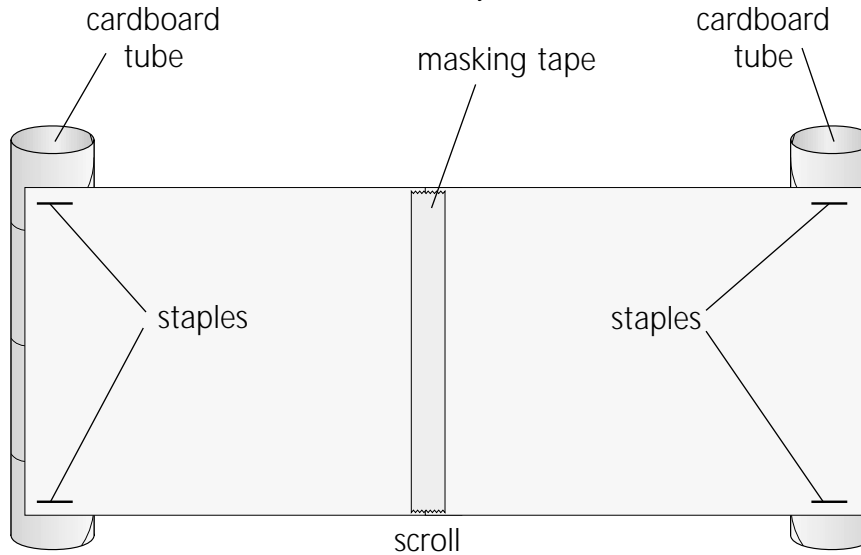


Figure A

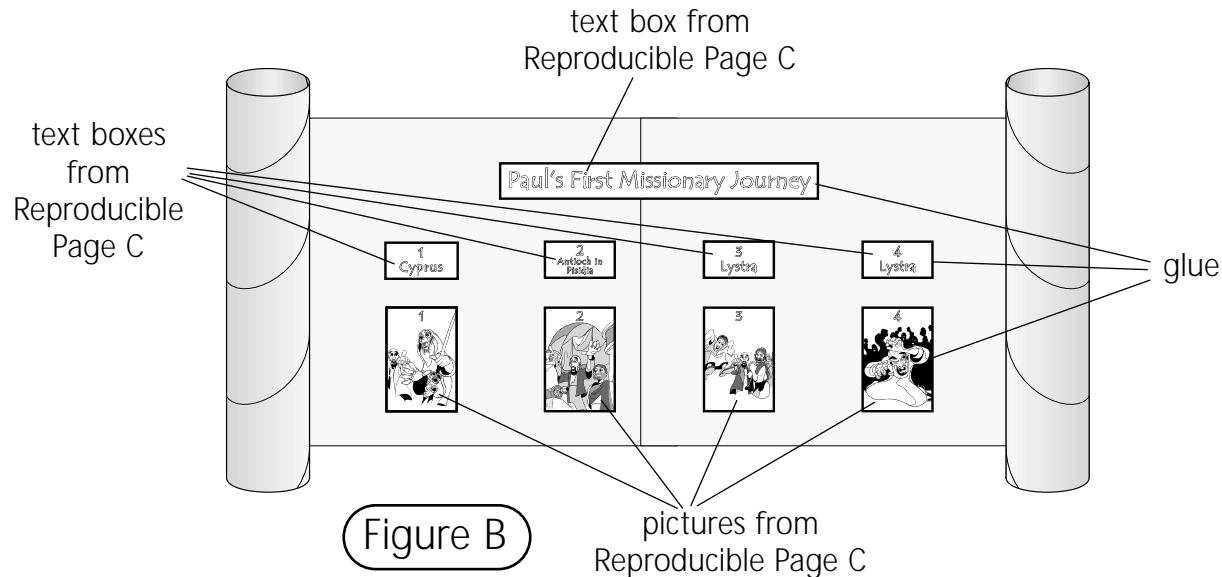


Figure B

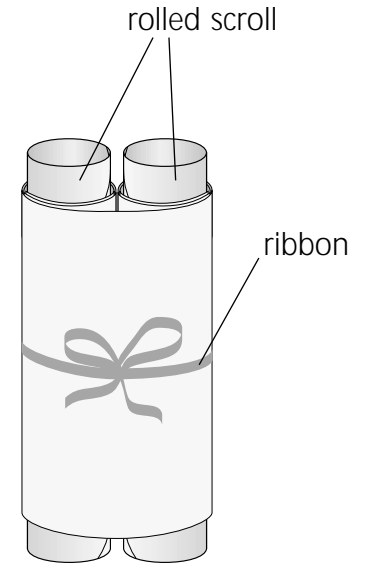


Figure C

# The First Missionary Trip

## Mission Road

The students will memorize today's Scripture Memory Verse by walking down "Mission Road."

### Scripture Memory Verse

For we are God's workmanship, created in Christ Jesus to do good works, which God prepared in advance for us to do.

*Ephesians 2:10*

### Materials

*For the teacher:*

- 1 piece of banner paper, 6'
- masking tape
- thick black marker

### Preparation

1. Memorize the Scripture Memory Verse.
2. Prepare a space in your class area to place the banner paper on the floor. This will be the Mission Road that students will walk down during today's activity.
3. On one side of the paper, neatly print "Mission Road" across the paper.
4. On the other side of the paper, neatly print this week's Scripture Memory Verse across the paper.  
NOTE: If the marker bleeds through the banner paper, prepare two 6' pieces of paper.

### Instructions

1. Introduce today's activity: *In this week's lesson, we are learning about the work that Paul and Barnabas did for God as they traveled on their first missionary journey. God wants all disciples to help others and to teach others about him. God has a plan for each of our lives. This week's Scripture Memory Verse tells us that God has work already planned out for us. God has a plan for our lives and he wants to involve us in growing his kingdom.*

2. Show the students the Scripture Memory Verse on the back of this Lesson Card. Say it to them three times while they follow along. Ask them to say it along with you three more times. Ask for volunteers to say it alone with you. Ask the girls to say it with you once. Ask the boys to say it with you once. Ask everyone to say it with you one more time.
3. Direct the students to the banner you prepared. Tell them that this is called Mission Road. Place the banner with the verse side facing up. Tell them they are going to walk down Mission Road and say the verse.
4. Line up the students at one end of the banner. Lead the activity by walking down the Mission Road, saying the memory verse. Have each student walk carefully down one at a time while saying the verse. Encourage the students to help each other.
5. After the students have walked down Mission Road, let the students select partners. Let each set of partners (or threesomes) walk down Mission Road and say the verse.
6. After all the students have walked with a partner down Mission Road, turn the banner over and have them repeat the exercise from memory. Have them walk first with a partner and then alone.

### Conclusion

Ask the students how it makes them feel to know that God has work prepared for them now and when they become disciples. Close with a prayer for the students to have a heart to do good works for God like Paul and Barnabas.

### Teacher Tips

- The students can remove their shoes when they walk down Mission Road, however do not permit bare feet, for health and safety reasons.

# The First Missionary Trip

For we are God's workmanship,  
created in Christ Jesus to do  
good works, which God prepared  
in advance for us to do.

Ephesians 2:10



*3rd and 4th Grades*



## Lesson Objectives

- The students will hear the story of Paul and Barnabas' first missionary journey.
- The students will name one thing God wants disciples to do.
- The students will name one place where they will share about God.

## Lesson Text

Acts 13  
Acts 14

## Scripture Memory Verse

For we are God's workmanship, created in Christ Jesus to do good works, which God prepared in advance for us to do.

*Ephesians 2:10*

## Lesson Plan

Greeting and Registration

Preclass Activity: What a Trip!

Welcome and Singing

Centers:

Life Application: My Mission

Game: E-Risk

Bible Skills: Places in Time (Part 2)

NOTE: Allow time for a snack.

D  
R  
E  
•  
C  
•  
A  
S  
S

## What a Trip!

The students will review this week's lesson as they match the events and places.

### Materials

For each student:

- pencil
- crayons or markers

Reproducible Pages:

- Page D, 1 copy for each student

### Preparation

Complete the activity on your copy of Reproducible Page D.

## Instructions

1. Greet the students as they arrive. Remind them that they are learning about Paul and Barnabas' first missionary trip. Explain that they will use their Bibles to match places and events from their Bible Story.
2. Distribute the copies of Reproducible Page D and pencils. Help the students to find a partner. Have those who did not hear this week's Bible Story work with those who did.
3. Have the students open their Bibles to Acts 13 and 14. Tell them to use their Bibles to match the places and events on their pages.

4. Circulate among the students to offer help and encouragement. Check their answers with your Answer Key.
5. Instruct students who finish early to turn their pages over and draw a scene from the journey of Paul and Barnabas.

## Answer Key

- (1) Paphos (2) Lystra (3) Iconium (4) Lystra (5) Paphos (6) Antioch (7) Derbe

## Teacher Tips

- If the students did not hear this week's Bible Story, have them read Acts 13-14 before they complete the activity on their copies of Reproducible Page D.



3rd and 4th Grades

## My Mission

The students will review this week's Bible Story as they plan a way to share about God in their neighborhoods.

### Materials

For each student:

- pencil
- 4 index cards, 3" x 5"

For the teacher:

- large writing surface
- marker

### Preparation

1. For each student, neatly print one of the following words on each card: Where, Who, What, Why.
2. Divide the large writing surface into four columns. Neatly label "Where," "Who," "What" and "Why" at the top of each column.

### Review the Bible Story

Open your Bible to Acts 13:1-33. *This week you learned about Paul (who had been called Saul) and Barnabas' first missionary trip where they traveled to many different places such as Cyprus, Iconium, Lystra, Derbe, Antioch and Syria. Everywhere they went they would preach the word of God and tell people about the good news of Jesus.*

Ask the students to share some of the different things that they remember from this week's Bible Story, such as places they went, people they helped and the responses they received.

Ask the students to each say one thing that God wants disciples to do. *God wants disciples to tell others the good news about Jesus. Some people will be happy about it and some people will not—but just like Paul, we should still continue preaching the word until all people have heard about Jesus.*

### Life Application

Tell the students to open their Bibles to Acts 14:21. Ask them to read the first part together with you. Ask the students what they think the "good news" was that they preached? Explain that it is the message that God loves us and sent Jesus to die so that we could have our sins forgiven and be with him forever. Ask the students

what happened when Paul and Barnabas preached the good news. Explain that when we teach others about Jesus, not everyone will agree but many people will become disciples.

Direct the students to the large writing surface. *Where are some places you go all the time in your neighborhood?* (school, restaurants, library, grocery store, video store, scouts, dance, practice field, etc.) Write each of their suggestions on the large writing surface under the "Where" column.

*Who are the people you see when you go to these places?* (friends, neighbors, students, teachers, customers, coaches, other players, etc.) Write each of their suggestions on the large writing surface under the "Who" column.

*What is something you can say to these people about God?* ("Would you like to come to church?" "Do you want to learn more about God?" "Would you like to learn more about the Bible?" etc.) Write these suggestions in the "What" column.

*Why should we share the good news about Jesus with other people?* (God loves them, Jesus wants them to be his disciples; the Bible can help them with problems in their lives, etc.) Write the suggestions in the "Why" column.

Hand out each set of index cards and pencils to the students. Tell them to choose one idea from each column and write it on their cards.

### Conclusion

Encourage the students to take the cards home with them. Explain to the students that they should share the cards with their parents, and ask their parents to help them plan a way to share about Jesus with someone in their neighborhood this week. Close with a prayer asking God to help the students be like Paul and Barnabas in their neighborhoods this week.

### Teacher Tips

- Time permitting, have the students practice inviting people to church.
- Bring a library card, restaurant menu, or grocery store bag to show the students when brainstorming local places to share.
- Plan a time next week to follow up with the students.



3rd and 4th Grades



### E-Risk

The students will review important events from this week's Bible Story as they play this game.

#### Materials

*For the teacher:*

- 2 small, flat objects (such as coins)
- scrap paper
- 2 pencils

*Reproducible Pages:*

- Page E, 2 copies for the teacher

#### Preparation

1. Review the questions for the game on the back of this Lesson Card.
2. Practice leading this activity.

#### Instructions

1. Introduce today's activity: *This week in your Bible Story you learned about the first missionary trip of Paul and Barnabas. They traveled to many different places to preach the good news of Jesus. In some places, the people received their message and were baptized. In other places, the people were interested in Paul's ideas and wanted to hear more. In still other places the people became angry and tried to have Paul killed. In your game today, you will review the different places and events of this first missionary trip.*
2. Divide the students into two teams. Be careful to mix the students who did not hear this week's Bible Story with those who did. Give each team at least one Bible.



3. Give each team a copy of Reproducible Page E and a marker. Tell the students to put their markers on Antioch (Q-1) on their game board. Tell the students that you will read a question from the back of this Lesson Card that corresponds to the place on their game board where their marker is. They will have one minute to use their Bibles to write their answers down. They should not say their answer out loud. When a team gets the correct answer, they may move on to the next location. (If a team answers a question incorrectly the first time, repeat the question again until they get it correct.)
4. Continue playing until both teams have returned to Antioch. The first team to return wins.
5. Encourage the students for their participation.

#### Conclusion


*If you could travel anywhere in the world to tell people the good news about Jesus, where would you go and why? Close with a prayer thanking God for the good news about Jesus.*

#### Teacher Tips

- If your students have not heard this week's Bible Story, mark each of the scripture references and read them before asking the questions.

## E-Risk

### Questions and Answers



**Q-1 Antioch (Syria) Read Acts 13:1-3**

*While the leaders prayed and fasted, the Holy Spirit told them to choose Saul. Who was the other person chosen to go with Paul? (Barnabas)*

**Q-2 Seleucia Read Acts 13:4**

*From Antioch, Paul and Barnabas went down to Seleucia. Spell "Seleucia."*

NOTE: The students may use their Bibles or the map. (S-E-L-E-U-C-I-A)

**Q-3 Salamis Read Acts 13:5**

*Paul and Barnabas sailed to the island of Cyprus. Where did they arrive? (Salamis)*

**Q-4 Paphos Read Acts 13:6-7**

*Paul and Barnabas traveled through the whole island until they came to \_\_\_\_\_. Hint: This is also where they met Sergius Paulus, the proconsul. (Paphos)*

**Q-5 Perga Read Acts 13:13**

*Who left Paul to return to Jerusalem? (John)*

**Q-6 Antioch (Pisidia) Read Acts 13:14-15**

*Fill in the blank from verse 15. After the reading from the Law and the Prophets, the synagogue rulers sent word to them, saying, "Brothers, if you have a message of \_\_\_\_\_ for the people, please speak." (encouragement)*

**Q-7 Iconium Read Acts 14:1**

*Fill in the blank from Acts 14:1. At Iconium Paul and Barnabas went as usual into the Jewish synagogue. There they spoke so effectively that a \_\_\_\_\_ number of Jews and Gentiles believed. (great)*

**Q-8 Lystra Read Acts 14:5-7**

*One of the reasons that Paul and Barnabas had to leave Iconium and go to Lystra was persecution. The unbelieving Jews came up with an evil plot. What did they want to do to Paul and Barnabas? (mistreat and stone them)*

**Q-9 Derbe Read Acts 14:19-22**

*Fill in the blank from Acts 14:21. They preached the good news in that city and won a large number of \_\_\_\_\_. (disciples)*

**Q-10 Lystra Read Acts 14:21-23**

*Name one reason that Paul and Barnabas returned to Lystra, Iconium and Antioch. (strengthen, encourage, appoint elders)*

**Q-11 Iconium Read Acts 14:21-23**

*Name another reason that Paul and Barnabas returned to Lystra, Iconium and Antioch. (strengthen, encourage, appoint elders)*

**Q-12 Antioch (Pisidian) Read Acts 14:22**

*Fill in the blank from Acts 14:22. "We must go through many \_\_\_\_\_ to enter the kingdom of God," they said. (hardships)*

**Q-13 Attalia Read Acts 14:24-25**

*Fill in the blank from Acts 14:25. ...and when they had preached the word in \_\_\_\_\_, they went down to Attalia. (Perga)*

**Q-14 Antioch (Syria) Read Acts 14:26-27**

*After returning from their first missionary trip, what did Paul and Barnabas do when they arrived in Antioch? (They gathered the church together, reported all that God had done through them and how he had opened the door of faith to the Gentiles.)*



3rd and 4th Grades

**Places in Time (Part 2)**

The students will continue to make a timeline of Paul's life and missionary journeys.

**Materials**

*For each student:*

- colored pens or pencils
- timelines from Unit 18 Lesson 1

*Reproducible Pages:*

- Page F, 1 copy for each student

**Preparation**

Complete the activity on your copy of Reproducible F.

**Instructions**

1. Introduce today's activity: *In this lesson you learned about Paul and Barnabas' first missionary trip in which they traveled to many different places to teach people about Jesus. In this week's lesson, you will see how Paul and Barnabas traveled from town to town preaching and teaching people about Jesus. Many people responded in faith, repented and were baptized. However, some people did not believe and instead persecuted Paul and Barnabas.*
2. Distribute the copies of Reproducible F and pencils to the students. Tell the students to open their Bibles to Acts 13-14.
3. Ask the students to work in pairs to look up the first scripture reference on their timelines and raise their hands when they have found it.
4. Tell the students to find the phrase in the box at the bottom that best fits the scripture reference and write it in the blank provided. Remind them to circle the phrase that does not belong.
5. Continue until all the blanks are filled in. Use the Answer Key on the back of this Lesson Card to check the students' work. When the students have filled in all the blanks on their pages, have them color the pictures.
6. Distribute the manila folders to the students. Have them place their timelines inside. Collect the folders and bring them back for the next class.

**Conclusion**

Ask the students to look at their timelines and say one thing that God wants disciples to do. Explain that God worked through Paul and Barnabas to teach and baptize many people. *As we study more in the book of Acts, we will learn more about how God worked through Paul to build up the kingdom. God had a plan for Paul's life. God has a plan for your life. God wants to build up his kingdom through you.* Close with a prayer asking God to help all the students to become disciples and to build up the kingdom of God.

**Teacher Tips**

- For some it will be harder to look up scriptures than others. Provide help and encouragement so that everyone can feel successful.
- Try to include all the students in answering the scripture references.
- If your students did not do the Bible Skills activity for Unit 18 Lesson 1, then bring in a manila envelope or folder for each student in which to collect the timelines that they will be making throughout this unit. If possible, send home the timeline from Unit 18 Lesson 1 for them to do with their parents and bring back the next time.

# Places in Time Answer Key

# The First Missionary Trip

B  
I  
B  
L  
E  
S  
K  
I  
L  
L  
S



Disciples pray for Paul and Barnabas.

**Acts 13:2-3**



Paul and Barnabas preach in the synagogues.

**Acts 13:13-46, 14:1-3**

Paul is stoned.

**Acts 14:19**

Many believe in Derbe.

**Acts 14:20-21**

Paul and Barnabas go back to Antioch.

**Acts 14:26**


Paul teaches the proconsul.

**Acts 13:6-12**




Paul and Barnabas heal a cripple.

**Acts 14:8-10**




Disciples pray for Paul and Barnabas.  
 Paul teaches the proconsul.  
 Paul is stoned.  
 Many believe in Derbe.  
 Paul and Barnabas heal a cripple.  
 Paul and Barnabas preach in the synagogues.  
 Paul and Barnabas go back to Antioch.  
 Paul rents a car.



Hello from Pisidian Antioch!

Grace and Peace to my brothers and sisters in Christ, Intense things are happening at Pisidian Antioch. We preached and taught in the synagogue. I began with the history of Israel, and talked about God's rescue from Egypt. I explained that God worked through the judges, kings and prophets right up until John the Baptist. Then I explained that Jesus was a descendant of David and the promised Messiah that all the prophets had talked about. I told them how Jesus died for our sins and how God powerfully raised him from the dead. The people listened carefully and asked us to speak again. On the next Sabbath, the whole city was there to hear the Good News! However, some of the Jews were jealous and talked very badly about us. It got so bad that we had to leave. Even so, God was glorified and many Gentiles believed. Joyfully, we go next to Iconium. With much love to you all,

Paul



Greetings from Cyprus!

Grace and peace to my brothers and sisters in Christ, Barnabas, John and I sailed to the island of Cyprus. We arrived in the city of Salamis and we traveled and preached through the whole island—all the way to the city of Paphos where we taught the proconsul whose name was Sergius Paulus. He is an important government official and he wanted to hear the word of God! But then a sorcerer named Elymas tried to stop the proconsul and hinder his new faith. I rebuked Elymas and told him that the Lord's hand was against him and he would be blind for a period of time. When Sergius saw this, he believed. He was amazed about the teaching of the Lord! We're off to Perga in Pamphylia. I always think of you with great joy,

Paul



3rd and 4th Grades



Greetings from Lystra and Derbe!

Dear brothers and sisters,

In Lystra, we healed a crippled man. The crowds who saw this thought we were gods and they tried to worship us! We tore our robes and begged them not to. We said that we were only men. But some non-believing Jews came to cause trouble for us. They convinced the crowds to have me stoned. When they thought I was dead, they dragged me outside the city. But God protected me and with the disciples' help I went back into the city. The next day we left for Derbe where we preached the good news of Jesus. A large number of people became disciples. On our way home, we will preach again in Lystra, Iconium, Antioch, Pamphylia, Perga and Attalia.

I remember you all with tears of joy,  
 Paul

Welcome to Iconium



Grace and peace to all my dear brothers and sisters,

We've been in Iconium for a while. As usual, we went preaching and teaching in the synagogue. A great many Jews and Gentiles believed. But there were Jews who refused to believe. They tried to turn the Gentiles against us. The city was divided! Some were on the side of the Jews and some were on our side. There was even a plot to have us killed! But we found out about it and left for Lystra and Derbe. People need to hear the Good News of Jesus, so we will continue to preach. I always thank God for you,

Paul



Core/Craft

1 copy for each student

The Ministry of Paul  
Lesson 2

1  
Cyprus

2  
Antioch in  
Pisidia

3  
Lystra

4  
Lystra



Paul's First Missionary Journey

This page intentionally left blank



***3rd and 4th Grades***

**Supplement/Preclass**

1 copy for each student

What a Trip! What a Trip! What a Trip! What a Trip! What a Trip! What a Trip! What a Trip! What a Trip! What Trip!

**What a Trip!**

Name \_\_\_\_\_

What a Trip! What a Trip! What a Trip! What a Trip! What a Trip! What a Trip! What a Trip! What a Trip! What a Trip! What a Trip!

What a Trip! What a Trip! What a Trip! What a Trip! What a Trip! What a Trip! What a Trip! What a Trip! What a Trip! What a Trip!

Directions: Open your Bible to Acts 13-14. Match the events with the cities. You may use some places more than once.

**Events**

Example:

The church prays and sends Paul and Barnabas on a missionary trip to preach the good news about Jesus.

(Hint: Acts 13:1-3)

\_\_\_\_\_ Antioch \_\_\_\_\_

Sergius Paulus, the proconsul, hears the good news about Jesus and believes.

(Hint: Acts 13:6-12)

(1)\_\_\_\_\_

Paul and Barnabas heal a crippled man who was lame from birth.

(Hint: Acts 14:8-10)

(2)\_\_\_\_\_

In this place, there was a plan to stone Paul, but they found out about it and fled to Lystra.

(Hint: Acts 14:1-7)

(3)\_\_\_\_\_

Paul and Barnabas are treated like "gods" and the people try to worship them.

(Hint: Acts 14:8-14)

(4)\_\_\_\_\_

Elymas, the sorcerer, tries to oppose Paul's message and hinder the proconsul's faith. Paul tells him that he will become blind.

(Hint: Acts 13:6-11)

(5)\_\_\_\_\_

Paul reported that the door of faith was opened for the Gentiles.

(Hint: Acts 14:26-28)

(6)\_\_\_\_\_

Paul and Barnabas won a large number of disciples in this city.

(Hint: Acts 14:20-21)

(7)\_\_\_\_\_

**Places**

Antioch

Iconium

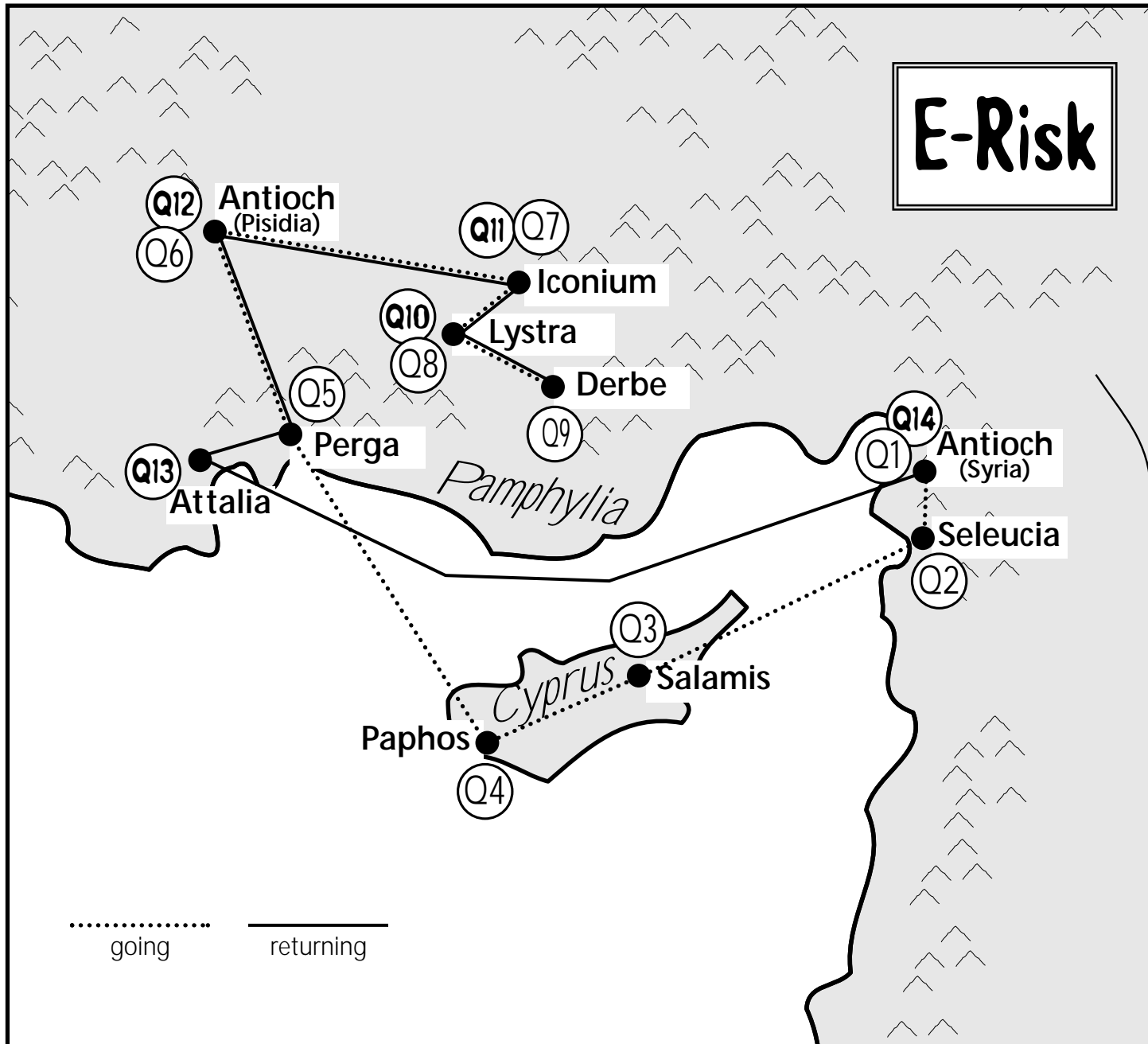
Paphos

Lystra

Derbe



What a Trip! What a Trip! What a Trip! What a Trip! What a Trip! What a Trip! What a Trip! What a Trip! What a Trip! What a Trip!



**Supplement/Bible Skills**

1 copy for each student

**Places in Time (Part 2)**

Directions: Look up the verse references below and select the phrases from the box that best describe the verses. Write them on the appropriate blanks on the timeline. Circle the phrase that does not belong.

Name \_\_\_\_\_

Disciples pray for Paul and Barnabas.

Acts 13:2-3

P

Acts 13:13-46, 14:1-3

P

Acts 13:6-12

P

Acts 14:8-10

P

Acts 14:19

M

Acts 14:20-21

P

Acts 14:26

Disciples pray for Paul and Barnabas.

Paul teaches the proconsul.

Paul is stoned.

Many believe in Derbe.

Paul and Barnabas heal a cripple.

Paul and Barnabas preach in the synagogues.

Paul and Barnabas go back to Antioch.

Paul rents a car.