

Pentecost

Early Church and Missions
Lesson 1

Lesson Objectives

- The children will tell the story of the coming of the kingdom of God.
- The children will state that God kept his promise powerfully.
- The children will state that the church is the kingdom on earth today.

Lesson Text

Acts 1-2

Scripture Memory Verse

"The promise is for you and your children and for all who are far off—for all whom the Lord our God will call."

Acts 2:39

Lesson Plan

Greeting and Registration

Preclass Activity: Pentecost in Pictures

Welcome and Singing

Centers:

Bible Story: The Kingdom Comes!

Craft: Tongues of Fire

Scripture Memory: Promise Crossing

NOTE: Allow time for a snack.



pre
class

A

C

T

I

V

I

T

Y

Pentecost

Pentecost in Pictures

The children will preview today's Bible Story as they make a picture cube.

Materials

For each child:

- colored pencils or fine-tip markers
- invisible tape

For the teacher:

- scissors

Reproducible Pages:

- Page A, 1 copy for each child (optional—card stock)

Preparation

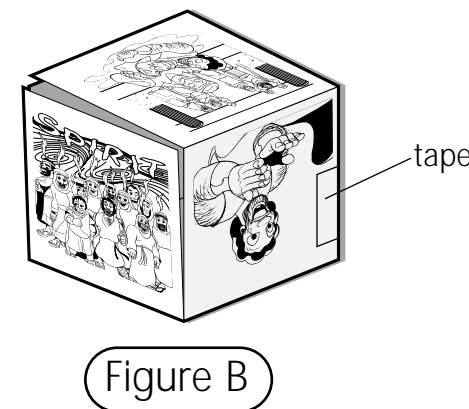
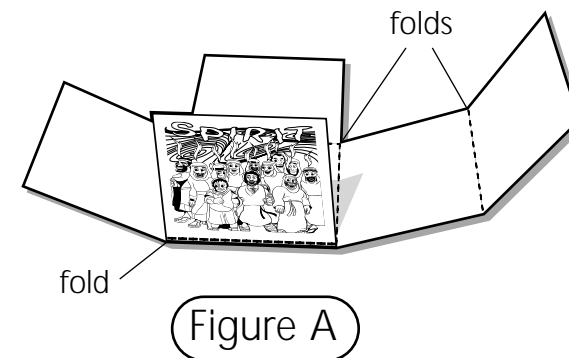
1. Cut out the picture cube templates from the copies of Reproducible Page A.
2. Make a sample cube to show the children.

Instructions

1. Greet the children as they arrive. Explain that in today's lesson they are going to learn about the exciting beginnings of the church. Tell them that they are going to color in pictures from today's Bible Story.
2. Distribute the picture cube templates you prepared and the colored pencils. Tell the children to color the pictures on their cubes and write their names in the space provided.
3. When the children have finished coloring, help them fold along the dotted lines and tape the sides together to form a cube. See Figures A and B.
4. Collect the cubes and give them to the Bible Story teacher.
5. For the children who finish early, have them make an extra cube for those who arrive later.

Teacher Tips

- Play contemporary Christian music during this activity.
- For large classes, put the cubes in alphabetical or numerical order before giving them to the Bible Story teacher.



B Pentecost

S

The Kingdom Comes!

The children will hear and see the story of the coming of the kingdom of God.

Materials

For each child:

- picture cubes from Preclass Activity

Preparation

Practice presenting this Bible Story with enthusiasm.

B

Introducing The Bible Story


Open your Bible to Acts 1. Tell the children that today's Bible Story comes from the New Testament book of Acts. *In the last lesson, you learned that Jesus sent his disciples to go and make disciples of all nations. They knew that Jesus would help them and so they did exactly what Jesus told them to do.*

- Have you ever had someone make a promise to you, and then you had to wait for them to keep it? (Take responses.)
- Have you ever had to wait a long time for something you really wanted?
- How does it feel when you are waiting for something you really want?


Before Jesus was taken up into heaven, he told his apostles to go to Jerusalem and wait for a gift that his father had promised. Jesus knew that God was going to send something awesome to show his power. The disciples did not understand what Jesus was talking about, but they obeyed and they went to Jerusalem and waited. While they waited they prayed.

Presenting the Bible Story

Distribute the picture cubes to the children. Explain that the pictures on their cubes tell the story of what happened on a very special day called Pentecost.



Tell the children to look for picture #1 on their cubes. Explain that this is Jesus telling his apostles to wait in Jerusalem for a very special and powerful gift from God. God was going to send his Spirit and establish his kingdom.



Tell the children to find picture #2. *When the day of Pentecost came, they were all together in one place. Suddenly a sound like the blowing of a violent wind came from heaven and filled the whole house where they were sitting. They saw what seemed to be tongues of fire that separated and came to rest on each of [the apostles] (Acts 2:1-3).*

Imagine the sound of a hurricane without the wind blowing. Imagine flames of fire that do not burn! That was just the beginning of the powerful things that God was about to do for the disciples.



Tell the children to find picture #3. *When this happened, all of the apostles stood up and started to speak languages they had never studied, because God gave them the ability!*

- Do any of you speak another language?
- How would you feel if you could instantly speak or understand another language?

Because Pentecost was an important holiday—like Christmas and Easter are to us—there were many people from all over the world visiting Jerusalem. These people heard the disciples speaking in their own languages and they listened. Peter stood up and told them about God's love and plan for Jesus—his life, his death for their sins and the sins of the world, and his resurrection. Peter also shared the good news that Jesus was now in heaven.



Pentecost



Tell the children to find picture #4.
When the people heard this, they were cut to the heart and said to Peter and the other apostles, "Brothers, what shall we do?"

Peter replied, "Repent and be baptized, every one of you, in the name of Jesus Christ for the forgiveness of your sins. And you will receive the gift of the Holy Spirit. The promise is for you and your children and for all who are far off—for all whom the Lord our God will call" (Acts 2:37-39).



Tell the children to find picture #5.
With many other words he warned them; and he pleaded with them, "Save yourselves from this corrupt generation." Those who accepted his message were baptized, and about three thousand were added to their number that day (Acts 2:40-41).



Tell the children to find picture #6.
They devoted themselves to the apostles' teaching and to the fellowship, to the breaking of bread and to prayer. Everyone was filled with awe, and many wonders and miraculous signs were done by the apostles. All the believers were together and had everything in common. Selling their possessions and goods, they gave to anyone as he had need. Every day they continued to meet together in the temple courts. They broke bread in their homes and ate together with glad and sincere hearts, praising God and enjoying the favor of all the people. And the Lord added to their number daily those who were being saved (Acts 2:42-47).

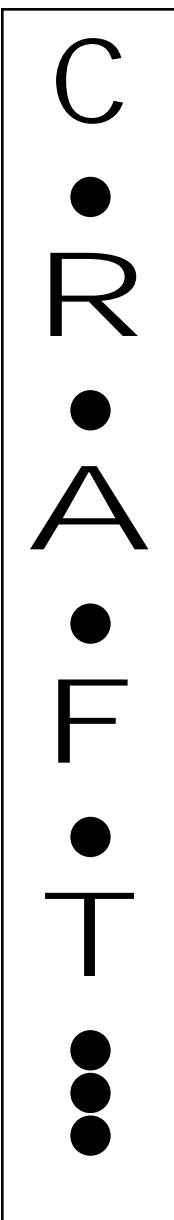
Share and Tell

Explain to the children that God kept his promise—with power! Not only did God send his promised Holy Spirit on the apostles, but he also showed everyone that Jesus is Lord. Three thousand people were baptized that day! Imagine how long it would take to baptize three thousand people! Tell the children that God wanted to show that his people—the church—are also his kingdom on earth. And Jesus is their King!

Ask the children what they think it would have been like to be in Jerusalem with the disciples when God's kingdom came with power. Close with a prayer thanking God for his power and his kingdom.

Teacher Tips

- Practice reading and presenting this story until you are very familiar with it.



Pentecost

Tongues of Fire

The children will make a craft to remind them of the power of God at Pentecost.

Materials

For each child:

- yellow, orange and red tissue paper
- glue stick

For the teacher:

- construction paper, 1 piece for every 2 children
- scissors
- stapler

Reproducible Pages:

- Page B, 1 copy for each child

Preparation

1. Fold each sheet of construction paper horizontally twice making four strips. Cut out the strips, and staple every two strips together at one end only. See Figure A.
2. Tear or cut the tissue paper into small pieces. Make approximately twenty-five pieces for each child.
3. Cut out the flames from the copies of Reproducible Page B.
4. Make a sample of the craft to show the children.

Instructions

1. Introduce today's activity: *In our lesson today we are learning about the coming of the kingdom of God. God promised that the kingdom would come with power—and it did! The Holy Spirit came and a tongue of flame appeared above each apostle's head. Put your model of the craft on your head. Today we are going to make a headpiece like this one to remind us that the kingdom of God came with power!*
2. Distribute the flames, tissue paper pieces you prepared and glue sticks. Have the children glue the different colors of tissue paper to the flame.

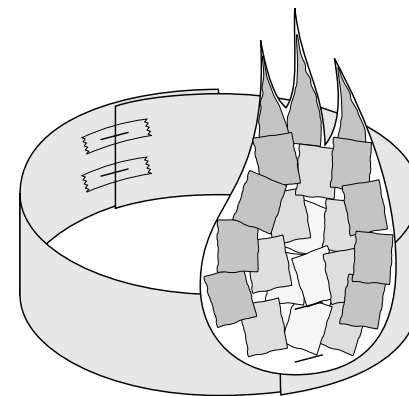
3. When they are finished, distribute the construction paper strips you prepared. Staple their flames onto their strips.
4. Have the children write their names on their strips. Fit the strip around each child's head, and then staple the ends together making a headband. See Figure B. Cut off any excess paper from the strip.

Conclusion

Tell the children that these flames will remind them that God kept his promise and the kingdom came with power. Close with a prayer that you will trust in God's promises.

Teacher Tips

- Trim any excess tissue paper around the tips of the flame so that the shape of the flame is obvious.
- Cover the staples with tape so the children won't get hurt.



Pentecost

C
•
R
•
A
•
F
•
T
•
•

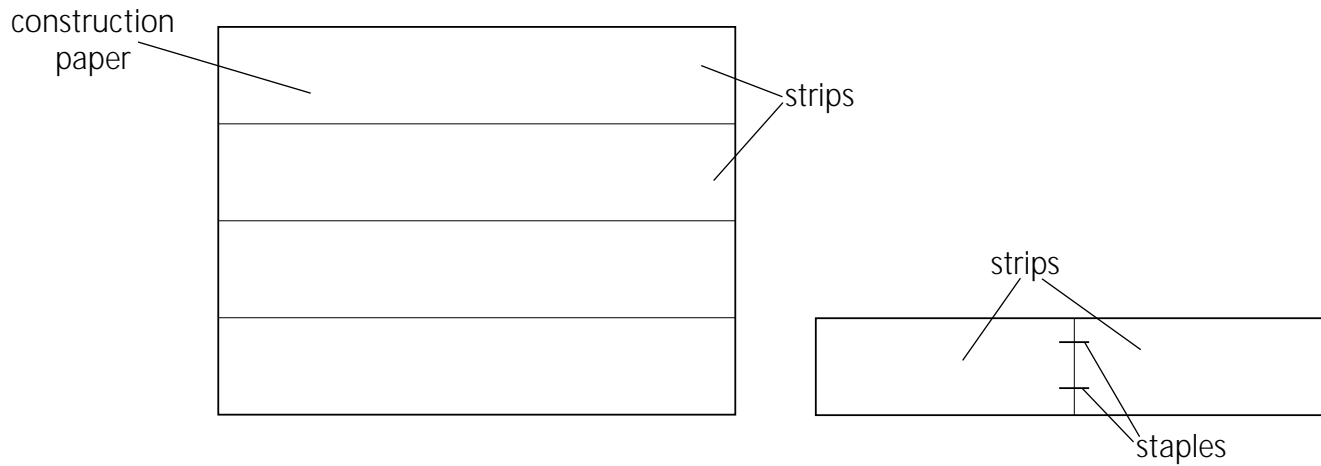


Figure A

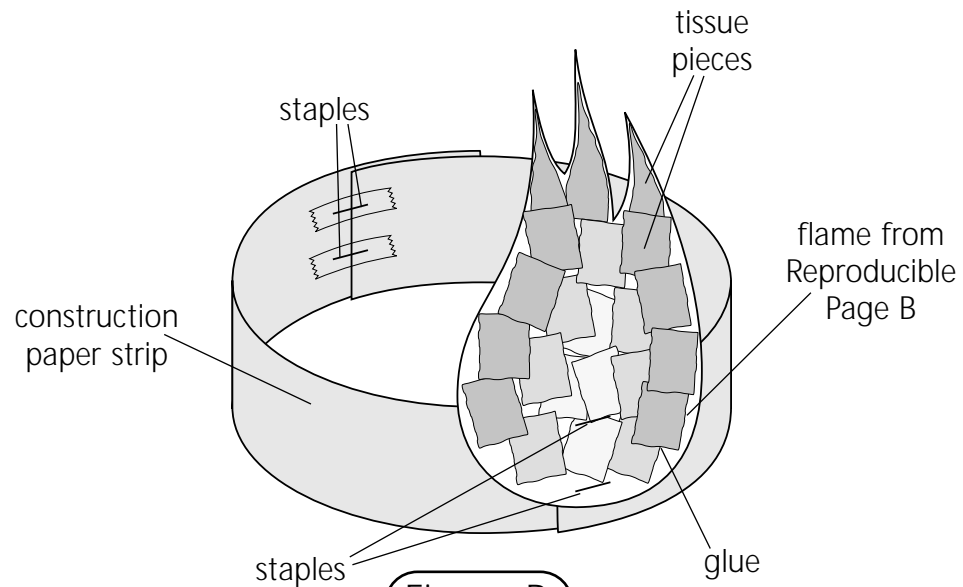


Figure B



SCR
IPT
URE
MEM
ORY

Pentecost

Promise Crossing

The children will learn and memorize this week's Scripture Memory Verse through this fun "crossing over" activity.

Scripture Memory Verse

"The promise is for you and your children and for all who are far off—for all whom the Lord our God will call."

Acts 2:39

Materials

For the teacher:

- 16 pieces of paper, 8½" x 11"
- black marker

Preparation

1. On eight pieces of paper, neatly print one of the following phrases. Be careful to follow the punctuation and capitalization as it appears below:
"The promise
is for you
and your children
and for all who are far off—
for all whom
the Lord our God
will call."
Acts 2:39
2. Set the remaining paper aside. They will be used for blanks during this activity.
3. Practice leading this activity.

Instructions

1. Introduce today's activity: *In our lesson this week, you are learning about the day of Pentecost when God powerfully sent his spirit on the apostles. God showed his awesome power as he made the apostles speak in different languages and tell people from around the world about Jesus. In today's Scripture Memory Verse, you will learn what Peter told the people about God's promise.*
2. Show the children the Scripture Memory Verse on the back of

this Lesson Card. Say it to them three times, pointing to the words while they listen and follow. Ask them to say it together with you three more times. Ask for two children to come up and say the verse together with you. Do this until all the children have had a chance to come up and say it with you. Ask for volunteers to say it from memory.

3. Show the children the papers you prepared. Say the verse to the children as you hold up each corresponding paper. Ask the children to say it with you as you hold up the papers.
4. Place the papers on the floor, beginning with the first phrase, "The promise." Then leave a space about the size of a piece of paper and place the next phrase, "is for you" followed by a space, and continue until all the papers are on the floor in order and with a space between them.
5. Have the children line up behind the first paper. Tell the children that they will take turns walking over and saying each phrase of the verse. When they finish, they should return to the back of the line.
6. After all the children have walked across the verse and said it, remove the first paper, and replace it with a blank. Tell the children to walk across the verse this time saying the first phrase from memory.
7. Continue replacing one phrase after each round with a new blank until the children are able to walk across the verse and say it entirely from memory. Encourage the children to help each other.

Conclusion

Ask the children how it makes them feel to know that God has a special promise for them and their children after them. Close with a prayer thanking God that he always keeps his promise.

Teacher Tips

- For a really large class, have the children walk across the verse in pairs each time.
- If you have a computer, print out each phrase in large letters on brightly colored paper and laminate for a more durable and appealing material.



Pentecost

SCR
IPT
URE
MEM
ORY

“The promise is for you
and your children and for all
who are far off—for all whom
the Lord our God will call.”

Acts 2:39



Lesson Objectives

- The children will tell the story of the coming of the kingdom of God.
- The children will state that God kept his promise powerfully.
- The children will state that the church is the kingdom on earth today.

Lesson Text

Acts 1-2

Scripture Memory Verse

"The promise is for you and your children and for all who are far off—for all whom our God will call."

Acts 2:39

Lesson Plan

Greeting and Registration

Preclass Activity: Pentecost Memories

Welcome and Singing

Centers:

Life Application: The Kingdom Today

Game: Back to Back

Bible Skills: Acts Facts

NOTE: Allow time for a snack.



pre class

ACTIVITY

Pentecost Memories

The children will review this week's Bible Story through pictures.

Materials

For each child:

- crayons
- pencil

Reproducible Pages:

- Page C, 1 copy for each child

Preparation

Complete the activity on your copy of Reproducible Page C.

Instructions


1. Greet the children as they arrive. Remind them that they are learning about the awesome and powerful events that took place on Pentecost when God established his kingdom on earth and began

the church. Tell the children that they will look at the pictures from their Bible Story as they match events and references with the pictures.

2. Distribute the copies of Reproducible Page C and pencils. Tell the children to work with a partner. Make sure to pair those who heard this week's Bible Story with those who did not.
3. Circulate among the children to offer help and encouragement. Ask the children what they remember most about their Bible Story and the exciting start of the church. If they have extra time, distribute the crayons and have them color the pictures.

Teacher Tips

- Play contemporary Christian music during this activity.





The Kingdom Today

The children will review this week's Bible Story as they consider that the church is God's kingdom on earth today.

Materials

For the teacher:

- television
- VCR (video cassette recorder)
- a KNN video

Special Advanced Preparation

Make arrangements with your Children's Ministry Leader and/or ministry leader for your class to watch a portion of a KNN video.

Preview the video and select sections that focus especially on world missions and how God's kingdom is growing around the world. Consult with the other activity teachers to budget the rest of the class time accordingly. Read Acts 1-2 to review the events of this week's Bible Story.

Reviewing the Bible Story

Open your Bible to Acts 1. *In your Bible Story this week you learned about a very special day called Pentecost on which God sent his Spirit and powerfully began his kingdom on earth—the church. You heard that Jesus told the Eleven to wait in Jerusalem for God to send what he had promised. Jesus told the apostles that God would show his power in amazing ways—and he did! Who remembers some of the ways that God showed his power on that day? (sent the sound of a violent wind inside the house; made tongues of fire appear on the disciples that did not burn; made the disciples speak in different languages to preach about Jesus; 3,000 were baptized that day.)*

Presenting the Kingdom Today

Tell the children that God's church today is still God's kingdom—just as it was in the book of Acts. Pentecost was like the "birthday" of the church. Today, God's church is two thousand years old—but God is still moving powerfully to bring people into his kingdom. Explain that they will watch a video today about how God's church is growing around the world.

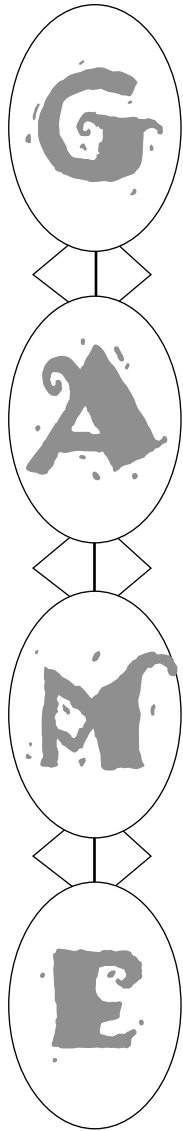
Pentecost

Conclusion

Ask the children how they saw God's power at work from the stories they heard. Encourage them to look for ways that God shows his power in their lives. Close with a prayer thanking God for the church.

Teacher Tips

- If you do not have access to KNN or the necessary equipment, you can gather information from your local web site or the church's main web site (www.icoc.org).



Back to Back

The children will review key points from this week's Bible Story as they play this game.

Materials

For each child:

- pencil
- piece of paper

Preparation

Practice leading this activity.

Instructions

1. Introduce today's activity: *In your Bible Story this week, you learned about the amazing and awesome events that happened on Pentecost—when God sent his Spirit to powerfully begin the church. God showed his power in lots of different ways. Who remembers some of the ways God displayed his power on Pentecost? (sent the sound of a violent wind inside the house; made tongues of fire appear on the disciples that did not burn; made the disciples speak in different languages to preach about Jesus; 3,000 were baptized that day.) In your game today, you will see how well you remember the events that happened on or before that great day.*
2. Have the children find partners. Have each pair stand back to back without touching. Distribute the paper and pencils. Tell the children to sit on the floor with their backs to their partners. Tell them to number their papers from one to ten.
3. Tell the children that you will read ten statements from this week's Bible Story. If the statement is true, then they should write a "T" in the first space. If the statement is not true, they should write an "N" for not true.
NOTE: This avoids confusion between the letters T and F for beginning readers.
4. After all the statements have been read, have the children turn around and compare their answers. Have them count the number of answers that are the SAME and write it at the top of the page. Ask each pair to say how many they had the same.

Pentecost

5. Next, review each statement and the answers. Have the children switch their papers with their partner and correct each other's papers. Have them write the number of correct answers at the top.

Conclusion

Encourage the children for their participation. Ask them how they think it would have felt to be in Jerusalem on Pentecost in Acts 1 when God started his kingdom with power. Close with a prayer praising God for his power in the church.

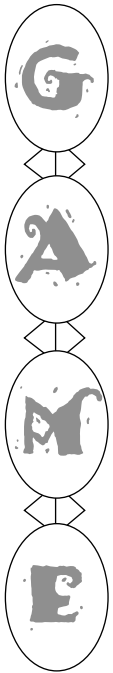
Teacher Tips

- If the children did not hear this week's Bible Story, then preview the statements and the answers with the children prior to playing this game.

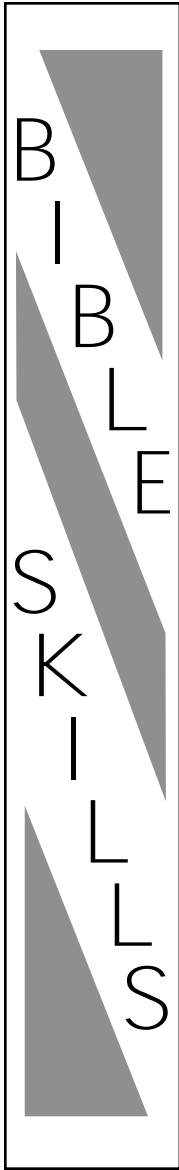


Back to Back

Statements and Answers



1. *Jesus told the apostles to wait in Jerusalem.* (True)
2. *The disciples were praying while they were waiting.* (True)
3. *A giant tidal wave crashed into the room where the disciples were praying.* (Not true)
4. *God made tongues of fire appear above the apostles—but they were not burned.* (True)
5. *God made wings and tails appear on the disciples.* (Not true)
6. *God gave the apostles the ability to speak in many different languages.* (True)
7. *Because it was Pentecost, there were people from all over the world in Jerusalem.* (True)
8. *Peter stood up and preached to the crowd and told them all about Jesus.* (True)
9. *When the people heard the message, they were furious and had Peter arrested.* (Not True)
10. *The people were cut to the heart and asked Peter what they should do. Peter told them to repent and be baptized.* (True)



Acts Facts

The children will practice looking up references and information in the book of Acts.

Materials

For each child:

- pencil

Reproducible Pages:

- Page D, 1 copy for each child

Preparation

Complete the activity on your copy of Reproducible Page D.

Instructions

1. Introduce today's activity: *In your Bible Story this week, you learned about the exciting things that happened on Pentecost when God's church began. Can any of you tell me what New Testament book our Bible Story came from? (Acts) Today we are going to learn about the book of Acts.*
2. Present this section of information as a "Did You Know" series. Say each fact with enthusiasm and excitement.
 - *Did you know that the book of Acts was written by a doctor?*
 - *Did you know that the book of Acts was written by one of the four gospel writers?*
 - *Can you guess which of the four wrote Acts: Matthew, Mark, Luke or John? (Luke)*
 - *Did you know that Luke wrote his books to give people an "orderly account" of things that have been fulfilled and of all the things that Jesus said and did—as well as all the things that happened after Jesus returned to heaven?*
 - *Did you know that the title of the books of Acts is also referred to the Acts of the Apostles because it tells in detail all that the disciples did to carry out Jesus' mission?*
3. Have the children open their Bibles to the book of Acts. Help them locate it. Tell the children that the book of Acts follows the gospels almost the same way that a movie has a part 1 and a part 2. The gospels tell us all about Jesus' life and Acts tells us what happened after Jesus went back to heaven.

Pentecost

4. Distribute the copies of Reproducible Page D and the pencils. Beginning with the first question, lead the children through the activity. Correct their answers all together at the end, using the Answer Key on the back of this Lesson Card.

Conclusion

Tell the children that for the next several weeks their Bible Stories will be based on the book of Acts. Explain that they will hear many exciting and true stories about all the amazing ways that God helped to spread his word around the world. Encourage the children to look through the book of Acts at home this week with a parent or older brother or sister. Close with a prayer thanking God for the book of Acts and the example of the early church.

Teacher Tips

- Adapt this activity to best suit the ability level of your class.





Acts Facts

Answer Key

What Do You Know?

Circle the correct answer.

- Who wrote the book of Acts? Matthew Mark Luke
- Luke was a: doctor policeman firefighter
- The book of Acts tells about the early: morning birds church
- Acts is also called *The Acts of the* : *Disciples* *Apostles* *Saints*

Use your Bible to find the answers to the questions below.

How many chapters are in the book of Acts? 28

How many verses are in Acts 1? 26

How many verses are in Acts 2? 47

How many verses are in Acts 17? 34

How many verses are in Acts 28? 31

What is the first word of Acts 9? Meanwhile

What is the first word of Acts 23? Paul

What is the first word of Acts 24? Five

What is the first word of Acts 25? Three

Write out Acts 2:39:

The promise is for you and your children and for all who are far off – for all whom the Lord our God will call.







Core/Preclass

1 copy for each child (optional—card stock)

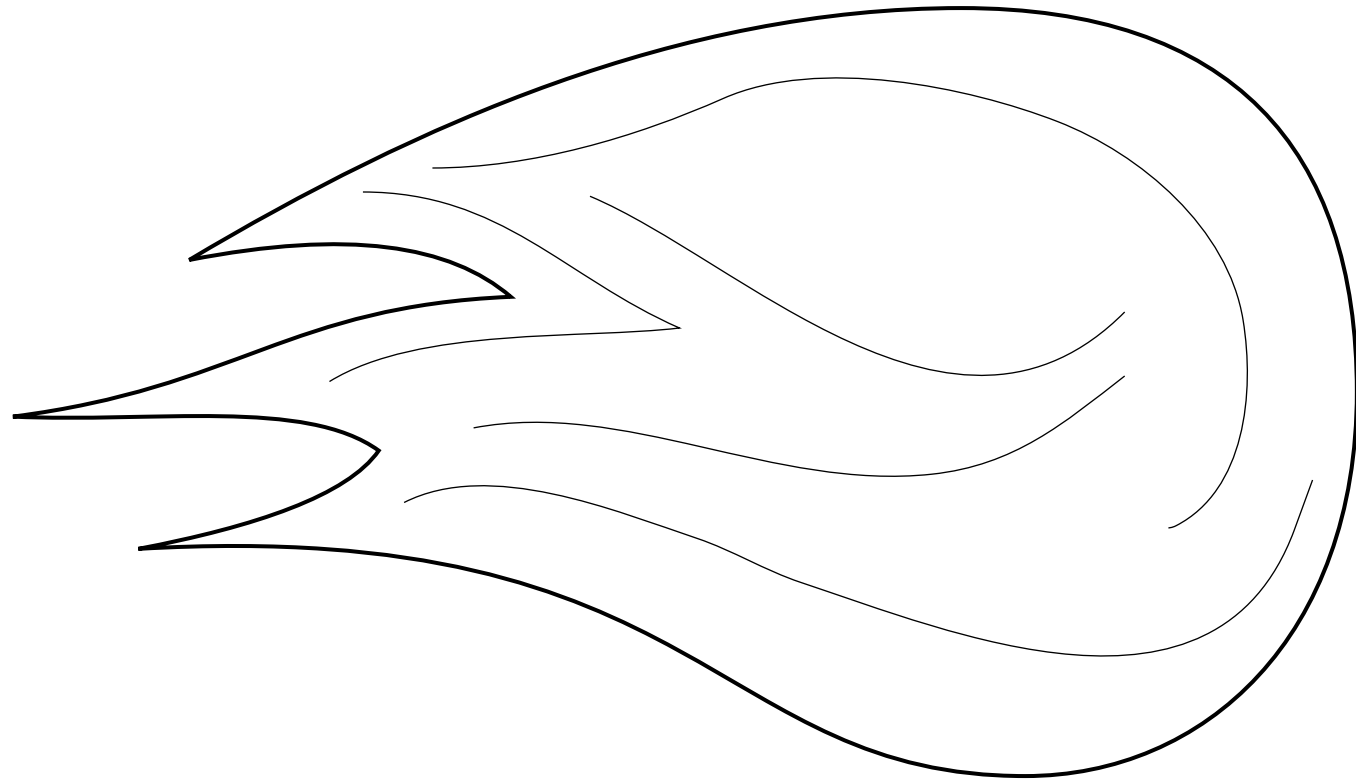
R
E
P
R
O
D
U
C
I
B
L
E

PAGE
A



Core/Craft
1 copy for each child

R
E
P
R
O
D
U
C
I
B
L
E
P
A
G
E
B



flame



Supplement/Preclass
1 copy for each child


Pentecost Memories

Name _____

Directions: Look up each of the following verses and draw a line from the verse to the matching picture. Number the pictures from 1 to 6 in their correct order. The first one has been done for you.



Acts 1:1-5



Acts 2:1-3




Acts 2:14




Acts 2:37-39

Acts 2:40-41



Acts 2:42-47



R
E
P
R
O
D
U
C
I
B
L
E

PAGE
C



Supplement/Bible Skills

1 copy for each child

Acts Facts

Name _____

What Do You Know?

Circle the correct answer.

- Who wrote the book of Acts? Matthew Mark Luke
- Luke was a: doctor policeman firefighter
- The book of Acts tells about the early: morning birds church
- *Acts* is also called *The Acts of the* : *Disciples* *Apostles* *Saints*

Use your Bible to find the answers to the questions below.

How many chapters are in the book of Acts? _____

How many verses are in Acts 1? _____

How many verses are in Acts 2? _____

How many verses are in Acts 17? _____

How many verses are in Acts 28? _____

What is the first word of Acts 9? _____

What is the first word of Acts 23? _____

What is the first word of Acts 24? _____

What is the first word of Acts 25? _____

Write out Acts 2:39:

R
E
P
R
O
D
U
C
I
B
L
E

PAGE
D

