

JESUS SAYS "GO!"

Jesus Defeats Satan
Lesson 6

Lesson Objectives

- The children will tell the story of Jesus sending out the disciples.
- The children will state that Jesus was sent to tell others about God.
- The children will say one way that they can tell someone about Jesus this week.

Lesson Text

Matthew 28:16-20

Scripture Memory Verse

"As the Father has sent me, I am sending you."

John 20:21

Lesson Plan

Greeting and Registration

Preclass Activity: Mountain Mosaic

Welcome and Singing


Centers:

Bible Story: Go Make Disciples

Craft: I Spy Jesus

Scripture Memory: Heaven Sent

NOTE: Allow time for a snack.



Jesus Says "Go!"

Mountain Mosaic

The children will preview this week's Bible Story as they make a mountainside scene.

Materials

For each child:

- glue stick

For the teacher:

- 6 pieces of brown construction paper
- 6 pieces of green construction paper
- 3 pieces of blue construction paper
- 2 pieces of white construction paper
- scissors
- 4 containers
- 1 piece of banner paper, 5' long
- black marker
- pencil

Preparation

1. Cut up each color of construction paper into small half-inch square pieces and place each color in a different container.
2. Use the marker to draw a simple mountainside scene on the banner paper, using the example provided on this page. Use the pencil to write in the colors as they appear on the sample.

Instructions

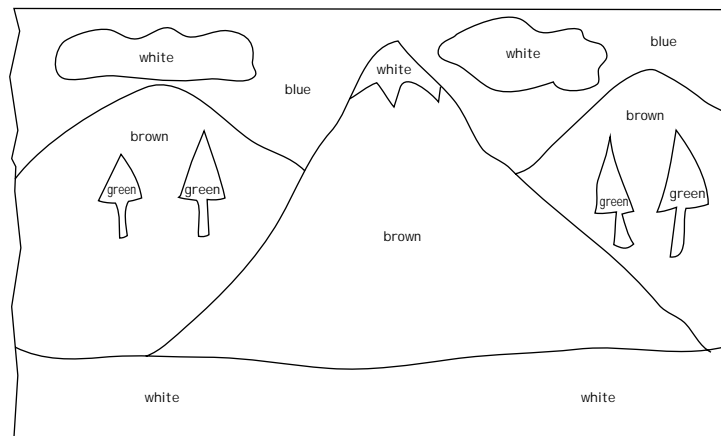
1. Greet the children as they arrive. Tell them that in today's lesson they will learn about when the resurrected Jesus told his disciples to go and make disciples of all nations. Show them the banner you prepared. Explain that they will make a mosaic by gluing the different colored pieces of paper on the banner where indicated.
2. Give the children glue sticks and have them glue small pieces of colored paper onto the different parts of the scene.
3. Tell the children to sign their names at the bottom of the banner.
4. When it is finished, give the mosaic to the Bible Story teacher.

Variations

- The paper can be torn into small pieces instead of cut.
- The children can color in the areas in addition to gluing pieces of paper.

Teacher Tips

- Feel free to use different textured materials, papers, colors or images for your mountain scene.
- Mosaics are nice because they do not require the children to create precise or accurate images. The end result is a very "finished" piece of art that they can feel proud of.



sample mural

B

S

I

T

B

O

L

R

E

Y

Jesus Says "Go!"

Go Make Disciples

The children will participate in the story of Jesus sending his disciples into all nations.

Materials

For the teacher:

- Mountain Mosaic from Preclass Activity
- scissors
- 3 index cards, 3" x 5"
- markers or crayons
- double-sided tape

Reproducible Pages:

- Page A, 1 copy for the teacher

Preparation

1. Color and cut out the story figures from your copy of Reproducible Page A.
2. Hang the Mountain Mosaic in a place where the children can see it and you can easily place the story figures.
3. Number the index cards from 1 to 3. On card #1 write: All Authority; on card #2 write: Go!; on card #3 write: I am with you.
4. Practice presenting this Bible Story using the story figures.

Introducing the Bible Story

Open your Bible to Matthew 28. Tell the children that this week's Bible Story comes from the New Testament book of Matthew. Explain that this is the last lesson in the unit about ways that Jesus defeated Satan. Ask the children what they remember from some of their previous lessons. (Jesus was tempted in the desert, Jesus served his disciples, Jesus prayed in the garden before he went to the cross, Jesus was killed on a cross, God raised Jesus from the dead.) *From the very beginning, God had a great plan for Jesus to save people from their sins. Satan did not want God's plan to succeed so he tried to stop Jesus by tempting him with fear, discouragement, and even death. But Jesus loved God more than anything and he never sinned—he never let Satan win! Jesus obeyed God completely so that God's plan would work. After God showed his great power by raising Jesus from the dead, there was still one more part left for Jesus to do.*

Presenting the Bible Story

Refer to the Mountain Mosaic and explain that today's Bible Story takes place on a mountain. Hold up the story figures and explain that Jesus had some very important things to say to his disciples before he returned to heaven. Hold up the "Disciples" story figure and ask the children to count with you the number of men. Point out that there were eleven disciples with Jesus on the mountain because Judas died after he betrayed Jesus. (Place double-sided tape on the story figures before you begin.)

Tell the children to listen carefully as you read Matthew 28:16-20:

Then the eleven disciples went to Galilee, [PLACE THE "DISCIPLES" STORY FIGURE ON THE MOUNTAIN] to the mountain where Jesus had told them to go. [PLACE THE "JESUS" STORY FIGURE ON THE MOUNTAIN.] When they saw him, they worshiped him; but some doubted. Then Jesus came to them and said, "All authority in heaven and on earth has been given to me. Therefore go and make disciples of all nations, baptizing them in the name of the Father and of the Son and of the Holy Spirit, and teaching them to obey everything I have commanded you. And surely I am with you always, to the very end of the age."

When the disciples saw Jesus on the mountain, they worshiped him. They knew that God had raised him from the dead and that he was truly the Son of God. There were some who doubted, however. Jesus knew what each one of them was thinking and so he told them something very important. Let's listen to three things that Jesus told his disciples.

(1) Hold up card #1 and have the children repeat after you. "All authority in heaven and on earth has been given to me."

Tell the children that the word "authority" means power. Explain that God had given Jesus all power over heaven and earth. Jesus has all power—not pretend power like the superheroes on television. Ask the children who they think are the most powerful people in the world. Explain that Jesus has more power than all of these people put together—times one hundred!



Jesus Says "Go!"

(2) Hold up card #2 and have the children repeat after you.

"Therefore go and make disciples of all nations, baptizing them in the name of the Father and of the Son and of the Holy Spirit, and teaching them to obey everything I have commanded you."

Tell the children that Jesus sent his disciples to go and make new disciples all over the world. Jesus wanted his disciples to tell people about Jesus' death on the cross for their sins, then baptize them for forgiveness and teach them how to obey all of Jesus' commands. Ask the children if they have ever been sent to do something. Who sent them and what were they asked to do?

(3) Hold up card #3 and have the children repeat after you.

"And surely I am with you always, to the very end of the age."

Tell the children that even though Jesus was going to go back to heaven, he was still going to be with them in spirit. Jesus did not want his disciples to feel alone so he told them that he would be with them forever.

Ask for volunteers to come and retell today's story using the story figures and the cards. Do this until all the children have had a chance to participate.

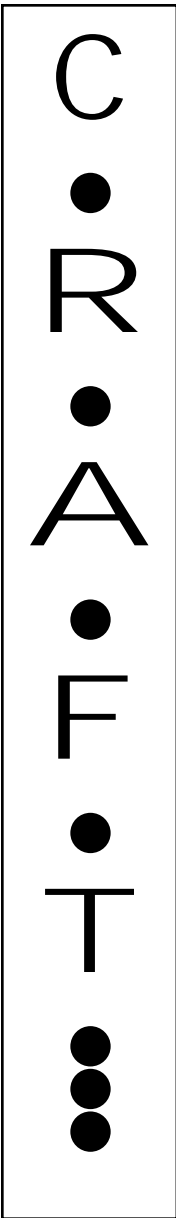
Share and Tell

Ask the children how they think the disciples must have felt to be with Jesus on the mountain that day. Share what you think. Close with a prayer thanking God for his plan to send out the disciples to make disciples of all nations.

Teacher Tips

- Talk with the Preclass teacher during the week and explain that you will be using the mosaic for the Bible Story center.





JESUS SAYS "GO!"

I Spy Jesus

The children will make spyglasses that show pictures of Jesus reaching out to others.

Materials

For each child:

- 1 cardboard tube, about 11"
- 1 piece of construction paper, 9" x 12"
- invisible tape
- 2 Styrofoam cups
- crayons

For the teacher:

- scissors
- glue stick
- invisible tape
- utility knife

Reproducible Pages:

- Page B, 1 copy for each child

Preparation

1. For each child, cut a piece of construction paper to fit around each paper towel tube. Glue the paper around the tube, and then tape the seam where the ends of the paper overlap.
2. Cut out the memory verse and the Jesus pictures from the copies of Reproducible Page B.
3. Using the utility knife, cut out a hole from the bottoms of all the Styrofoam cups. Make the hole the width of the tube. See Figure A.
4. Make a sample of the finished craft to show the children.

Instructions

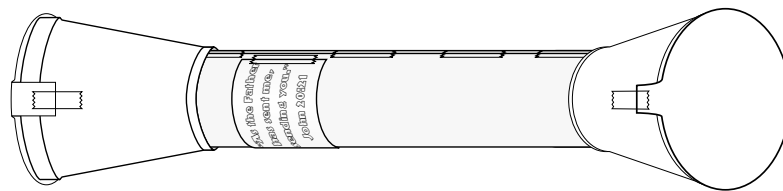
1. Introduce today's craft: *This week you are learning that Jesus was sent by God to tell people about God.* Show the children your sample craft. Show them how to attach the cups and how to look through the spyglass.
2. Distribute the Styrofoam cups, tape and the Jesus pictures. Have the children bend down the tabs on each picture. Have them tape the tabs of their pictures to the tops of their Styrofoam cups. See Figure B.
3. Distribute the covered tubes, the memory verses and the crayons. Have the children color in their memory verses, and then color the tubes. Have the children tape their memory verses to their tubes. See Figure C.
4. Show the children how to slide the cup onto the tube, as shown in Figure D, and then hold it up to the light to see the picture. They can change cups to see another picture of Jesus.
5. Make sure the children write their names on their crafts. If they have extra time, have them color their cups.

Conclusion

Ask the children what story about Jesus do they love to tell. Close with a prayer asking God to help the children to reach out to others.

Teacher Tips

- Have the children place one cup on each end of their tubes, as shown below, to transport their crafts home.



JESUS SAYS "GO!"

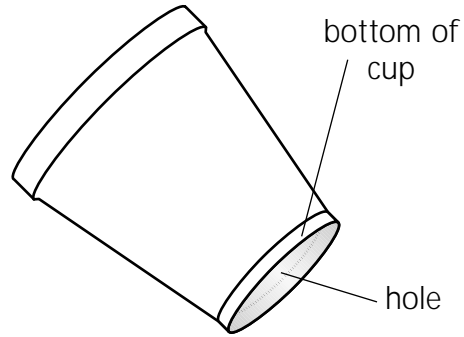


Figure A

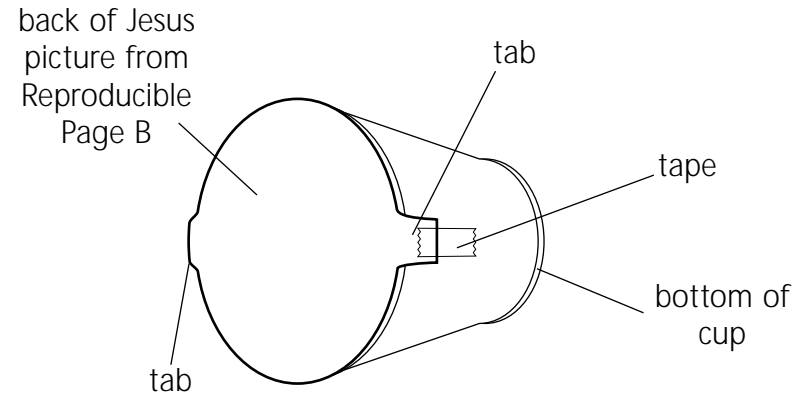


Figure B

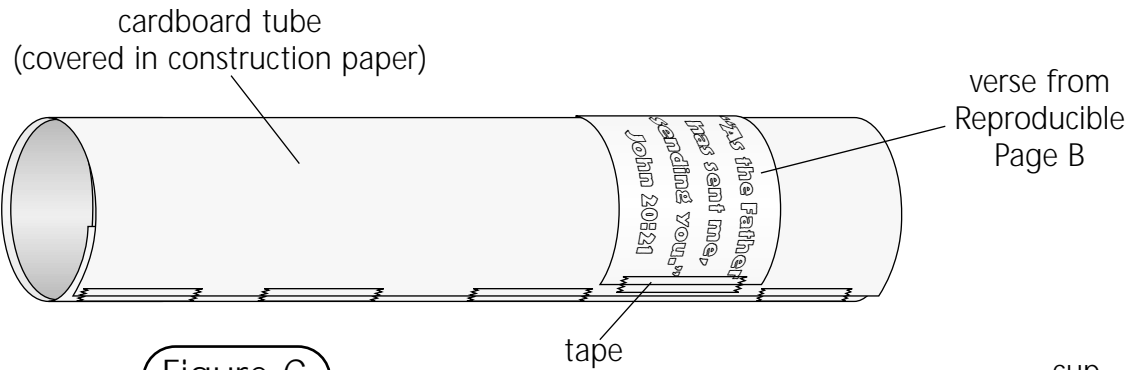


Figure C

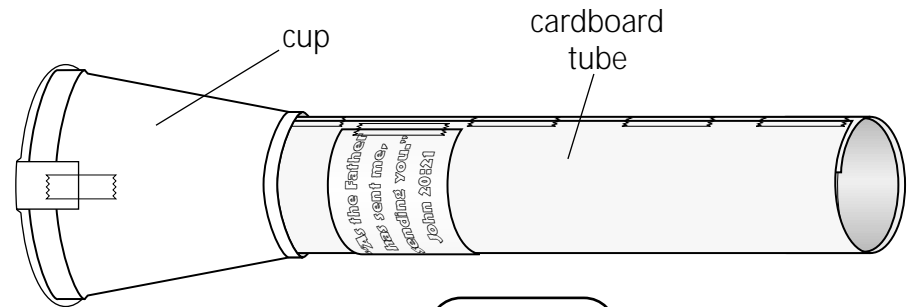


Figure D

Jesus Says "Go!"

Heaven Sent

The children will learn and memorize the Scripture Memory Verse through this passing activity.

Scripture Memory Verse

"As the Father has sent me, I am sending you."
John 20:21

Materials

For the teacher:

- 1 cardboard tube, about 11"
- 1 piece of foil (large enough to cover the tube)

Preparation

1. Cover the cardboard tube with foil to make a baton.
2. Practice leading this activity.

Instructions

1. Introduce today's activity: *This week you are learning that Jesus was sent by God to tell people about God. Jesus spent his life teaching people about God's love and showing them how God wants us to live. Jesus wanted all people to know about God and have a chance to be his friend. Before Jesus returned to heaven, he told his disciples that it was time for them to go and tell everyone about God. Jesus sent them to tell people about God just as God had sent him. In your Scripture Memory Verse, you will learn what Jesus told his disciples when he sent them out.*
2. Show the children the Scripture Memory Verse on the back of this Lesson Card. Say it to them three times as they listen. Point to the words as you say them. Ask the children to say the verse together with you in several different ways: slow, fast, normal speed, different pitches, standing, sitting, jumping. Finally, ask for volunteers to say the verse from memory.

3. Have the children sit in a circle. Show them the baton you prepared. Say: *John 20:21*. Pass the baton to the next child and have him say the first word of the verse and then pass it to the next child who says the next word of the verse until the verse is complete. Do this until each child has had a chance to start the verse.
4. Have the children stand up and form a circle. Tell them that they will take turns sending out each other in the same way that Jesus sent out his disciples. Begin by holding the baton and walking around the outside of the circle. For each child you pass, say one word of the verse. (Begin with the reference, John 20:21, so that you say the word "you" at the end.) Stop at the last child and pass the baton as if you were "sending" him. Have the child who just received the baton begin his turn by saying the reference and then walking around the outside of the circle as he says each word of the verse. When he arrives at the last child and says the word "you" he passes the baton and sends that child around the circle. Continue until every child has had a chance to carry the baton around the circle and say the verse. Encourage the children to help each other if they forget a word.

Conclusion

Ask the children how they would feel if the principal of their school sent you on a special mission to visit all the schools in your city to talk about how to be a good child. Ask the children how they would feel if the President of the United States sent them to visit every school in America to talk about how to be a good child. Explain that Jesus sent his disciples into all nations—around the world—to tell people how to be a disciple and please God. Close with a prayer thanking God for sending the disciples on such a great mission.

Teacher Tips

- Play inspirational (instrumental) music in the background as the children pass the baton.



Jesus Says "Go!"

"As the Father has sent me,
I am sending you."

John 20:21

Lesson Objectives

- The children will tell the story of Jesus sending out the disciples.
- The children will state that Jesus was sent to tell others about God.
- The children will say one way that they can tell someone about Jesus this week.

Lesson Text

Matthew 28:16-20

Scripture Memory Verse

"As the Father has sent me, I am sending you."

John 20:21

Lesson Plan

Greeting and Registration

Preclass Activity: Message from Jesus

Welcome and Singing

Centers:

Life Application: Friends and Family

Game: Over My Head

Bible Skills: Famous Last Words

NOTE: Allow time for a snack.



pre
class

ACTIVITY

Message from Jesus

The children will review this week's lesson as they discover a message from Jesus.

Materials

For each child:

- white, lined paper
- pencil
- watercolor paints
- 1 paintbrush
- 1 cup of water

For the teacher:

- white crayon
- watch or timer with second hand

Reproducible Pages:

- Page C, 1 copy for each child

Preparation

On each copy of Reproducible Page C, neatly print in white crayon: "As the Father has sent me, I am sending you." John 20:21

Instructions

1. Greet the children as they arrive. Remind them that they are learning about when Jesus sent his disciples out to make disciples. Explain that in their activity, they will discover a hidden message from this week's Bible Story and then see how quickly they can write it down.
2. Distribute the copies of Reproducible Page C, paint, water and brushes. Tell the children to paint their pages until they discover the hidden message on their paper. Have the children write their names on their pages.
3. When they are finished, give the children the white, lined paper and pencils. Tell them to write out John 20:21 as many times as they can in one minute. Time them. Do this as often as time permits.

Teacher Tips

- Lay newspaper on the floor or table for the children's pages to dry.
- Be sensitive to children who do not write quickly or don't want to participate in the timed activity. Do not force a child to participate. Suggest that they work with a partner to write the verse in large letters and then decorate it, or write it in a secret code or other creative way.

Friends and Family

The children will review this week's Bible Story as they think of people they can talk to this week about Jesus.

Materials

For the teacher:

- scissors
- cup or small container

Reproducible Pages:

- Page D, 1 copy for the teacher

Preparation

1. Cut out the strips from your copy of Reproducible Page D. Fold them up until they are very small and place them in the cup.
2. Read Matthew 28:16-20 to review this week's Bible Story.
3. Practice leading this activity.

Reviewing the Bible Story

Open your Bible to Matthew 28:16-20. Review this week's Bible Story using the following questions:

- *Where did Jesus meet the disciples?* (on the mountain)
- *How many disciples were there with Jesus?* (eleven—Judas was gone)
- *What did the disciples do when they saw him?* (worshiped him; some doubted)
- *What three things did Jesus tell his disciples?* (all authority on heaven and earth had been given to him; go and make disciples of all nations; he would be with them forever.)

Read Matthew 28:16-20 to the children.

Life Application

Remind the children that a disciple is someone who follows Jesus and does what he would do. Explain that Jesus still wants his disciples to go and tell people from all nations about God. In today's activity they are going to pretend that they are disciples and think of people from all nations that they could tell about Jesus and God.

Show the children the cup you prepared. Explain that inside the cup are slips of papers with words that will help them think of people they could talk to about Jesus. Begin by taking out the first piece of paper and reading it to the children. Then tell the children someone that you could talk to about Jesus, using the piece of paper you chose.

Choose a child to pick a piece of paper. Help the child read it and then have all the children share someone like that whom they could talk to about Jesus.

Continue until all the children have had a chance to take a piece of paper and/or share an answer.

Discussion Suggestions

Each of the categories for this activity overlaps in one way or another. Encourage the children to think of people they know. Use the following suggestions if they get stuck.

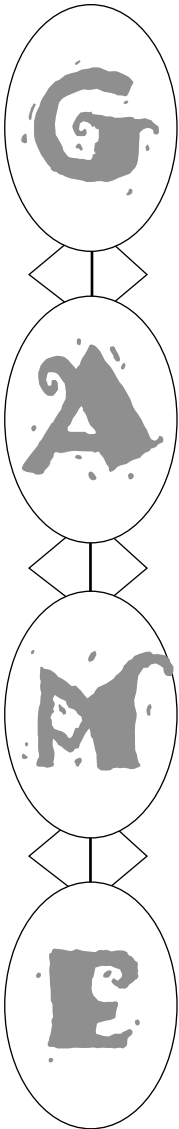
- A friend—friends from school, church, clubs, scouts, dance, sports teams, etc.
- Someone in my family—someone who lives in the area or far away
- Someone who speaks a different language—an adult or child, e.g. teacher, neighbor, instructor, salesperson, coach, etc.
- Someone who comes from a different country—a neighbor, teacher, coach, family friend, classmate, pen pal, etc.

Conclusion

Close with a prayer thanking God for giving his disciples such a special responsibility.

Teacher Tips

- Inspire the children with victories you've had this week in sharing your faith!



Over My Head

The children will review this week's Bible Story as they think about different people in their neighborhood whom they can reach out to this week.

Materials

For the teacher:

- 1 lightweight ball

Preparation

Practice leading this activity.

Instructions

1. Introduce today's activity: *In our Bible Story this week, we learned that Jesus told his disciples to go make disciples of all nations. Jesus was always reaching out to people wherever he went. He talked to all kinds of people—men and women, young and old, rich or poor, strangers and family, popular or unpopular, religious people and people who knew nothing about God. When you reach out to friends to help them learn about Jesus, you are being like Jesus. In our game, we are going to think about people that Jesus talked to and then think about people we can talk to about Jesus.*
2. Have the children form a straight line behind you. Face them and show them the ball. Tell them that you are going to begin by making a statement, found on the back of this Lesson Card. Then pass the ball to the first child in line who will repeat after you, and then pass it to the child behind him who will repeat after him until the last child gets the ball. The child at the end of the line will bring the ball up to the front of the line and become the new line leader. Begin the second round by making another statement and passing the ball.
3. Continue until all the statements on the back of this Lesson Card have been read and repeated by the children with the passing activity.

4. Tell the children that now they will think of people in their neighborhood as they pass the ball. Begin by saying "Mailman" and then pass the ball to the first child. That child must think of someone else in their neighborhood or else repeat your answer. (Use the suggestions on the back of this Lesson Card to help the children.) When the ball gets to the end of the line, that child will come up to the front.
5. Start the next round by having the children say, "A disciple will tell _____ about Jesus" and fill it in with someone in their neighborhood. For example: *A disciple will tell the mailman about Jesus.* Have the children name someone in their neighborhood that a disciple would talk to about Jesus.

Conclusion

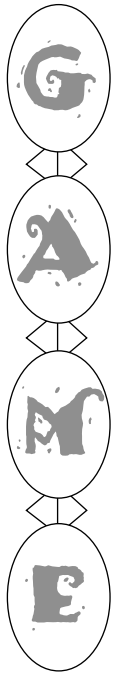
Ask the children how it makes them feel to know that Jesus wants us to talk to everyone about him. Close with a prayer asking God to help the children talk about Jesus.

Teacher Tips

- Vary the passing strategies, e.g. over head, under legs, to the side, etc.



Over My Head Activity Statements



Jesus was sent to tell others about God.

Jesus sent out the disciples to tell all people about God.

Jesus wants disciples today to tell all people about God.

Jesus wants me to be a disciple.

Friendly Neighborhood Suggestions

Trash collectors

Bus Drivers

Phone Repairman

Baseball/Soccer Coach

Cable/Television Technician

Librarian

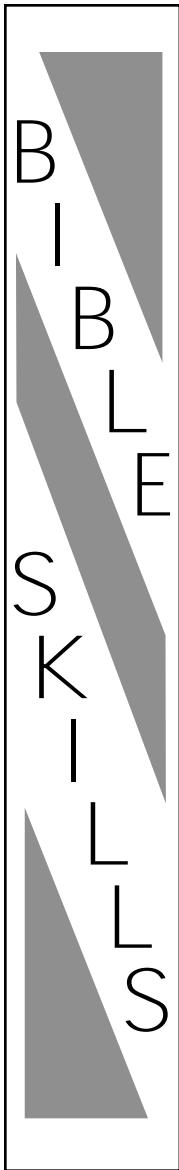
Grocery Store Clerk

Waiter/Waitress

Fire Fighter

Police Officer





Famous Last Words

The children will practice looking up passages that tell Jesus' final words to the disciples.

Materials

For each child:

- pencil
- 4 small pieces of paper

Reproducible Pages:

- Page E, 1 copy for each child

Preparation

Complete the activity on your copy of Reproducible Page E.

Instructions

1. Introduce today's activity: *In our Bible Story this week, we learned that Jesus told his disciples to go make disciples of all nations. Jesus was always reaching out to people wherever he went. Jesus made sure that the last thing he did was tell the disciples to go and tell others—just as he had done. In your activity today, you will see what each gospel records for Jesus' final words.*
2. Distribute the small pieces of paper for place markers. Tell them to open their Bibles to the book of Matthew, find chapter 28 and place a marker in the page. Next have them turn to the book of Mark and place a marker in chapter 16. Have them do this for Luke 24 and John 20.
3. Distribute the copies of Reproducible Page E and pencils. Tell the children that on their page are four passages that describe Jesus' final words to the disciples that he spoke before he returned to heaven. Tell the children that they have to find which gospel the passage comes from and match it to the correct reference.
4. Say each of the four passages to the children aloud. Say them again, this time having the children repeat after you. Finally, say them again with the children saying them together with you.

5. Look at the first reference, Matthew 28:16-20. Tell the children to find that passage in their Bibles. When everyone has found it, read it to the children aloud. Have them decide which of the four passages matches this reference and draw a line to it.
6. Have the children turn to Mark 16:15 and repeat. Do this for all four references.

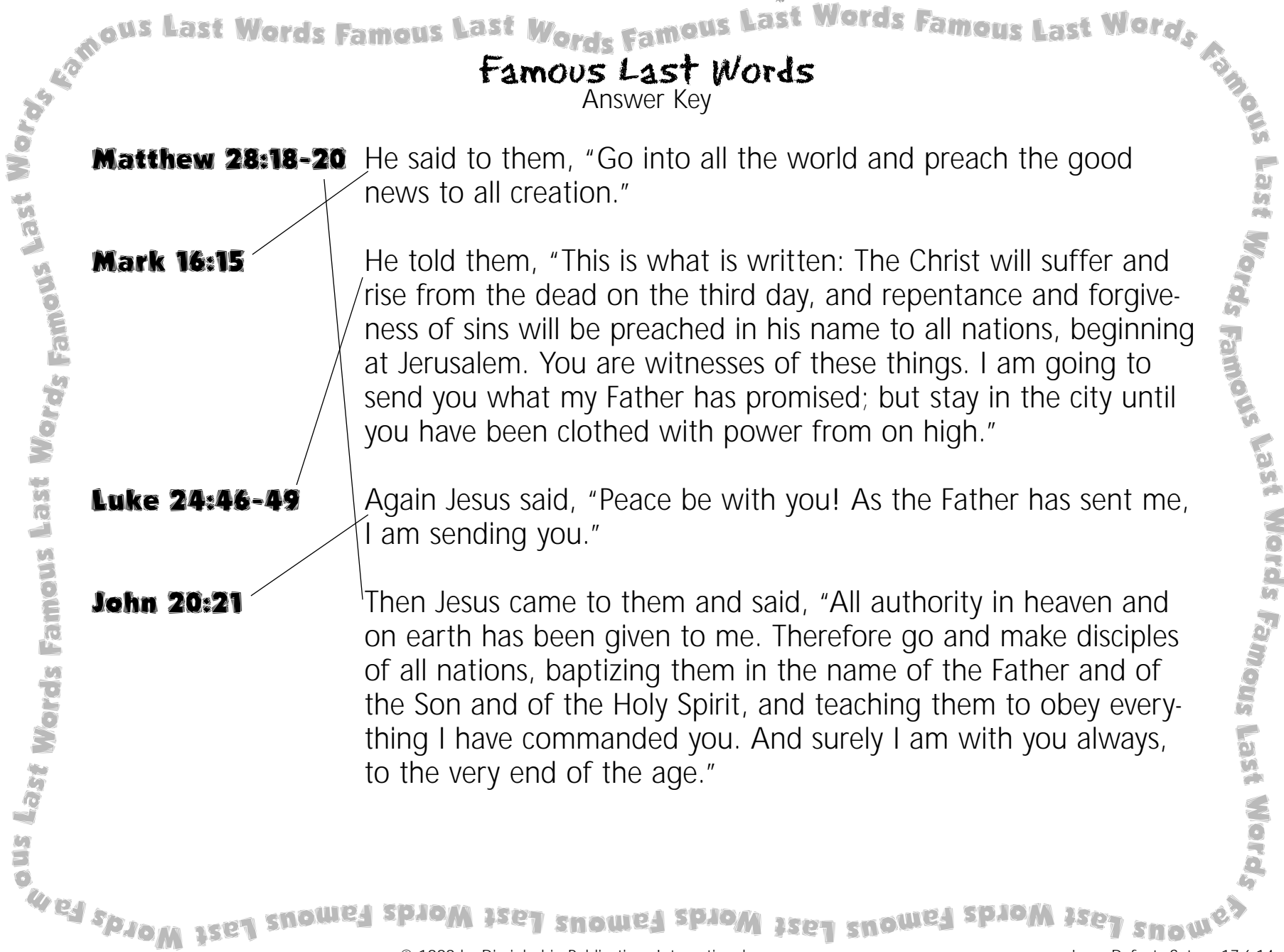
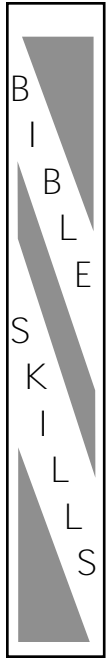
Conclusion

Ask the children if they know someone who has died. Ask them if they know what their last words were. Share from your own experience if appropriate. Explain that these final words of Jesus came after his death, but before his return to heaven. Jesus saved his most important words for the very end, so that they would never be forgotten. Close with a prayer thanking God for all of Jesus' words.

Teacher Tips

- Adapt this activity to best suit the ability level of your class.





Famous Last Words

Answer Key

Matthew 28:18-20 He said to them, "Go into all the world and preach the good news to all creation."

Mark 16:15 He told them, "This is what is written: The Christ will suffer and rise from the dead on the third day, and repentance and forgiveness of sins will be preached in his name to all nations, beginning at Jerusalem. You are witnesses of these things. I am going to send you what my Father has promised; but stay in the city until you have been clothed with power from on high."

Luke 24:46-49 Again Jesus said, "Peace be with you! As the Father has sent me, I am sending you."

John 20:21 Then Jesus came to them and said, "All authority in heaven and on earth has been given to me. Therefore go and make disciples of all nations, baptizing them in the name of the Father and of the Son and of the Holy Spirit, and teaching them to obey everything I have commanded you. And surely I am with you always, to the very end of the age."



R
E
P
R
O
D
U
C
I
B
L
E

PAGE
A



disciples



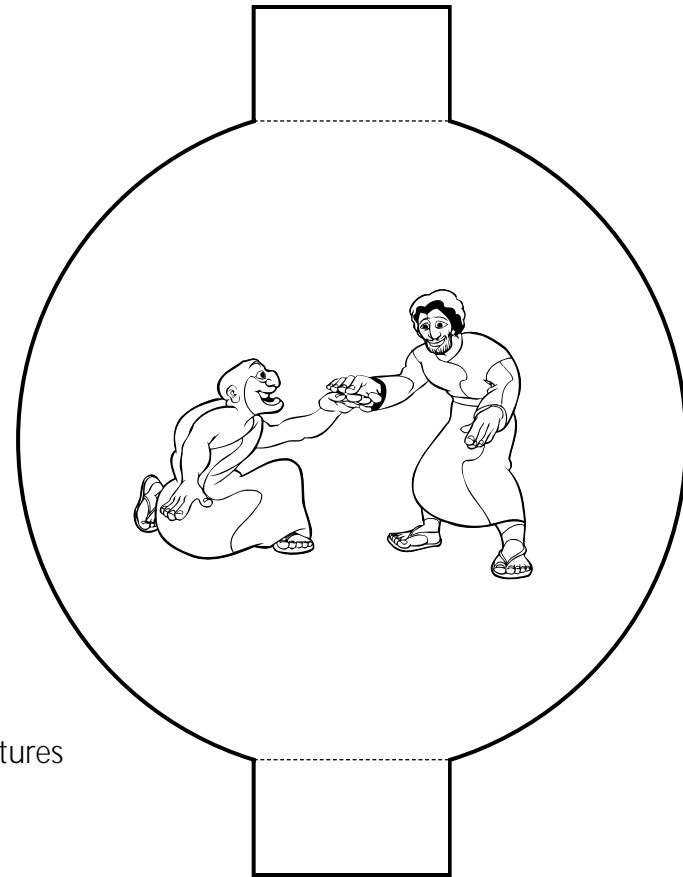

Jesus



Core/Craft
1 copy for each child

R
E
P
R
O
D
U
C
I
B
L
E

PAGE
B



Jesus pictures

“As the Father
has sent me,
I am sending you.”
John 20:21

memory verse



Supplement/Preclass
1 copy for each child

R
E
P
R
O
D
U
C
I
B
L
E
P
A
G
E
C

Message from Jesus Message from Jesus Message from Jesus Message from Jesus Message from Jesus

Message from Jesus

Name _____

Message from Jesus Message from Jesus Message from Jesus Message from Jesus Message from Jesus

Message from Jesus Message from Jesus Message from Jesus Message from Jesus Message from Jesus

Message from Jesus Message from Jesus Message from Jesus Message from Jesus Message from Jesus



Supplement/Life Application

1 copy for the teacher

R
E
P
R
O
D
U
C
I
B
L
E
PAGE
D

A FRIEND

A FRIEND

A FRIEND

SOMEONE IN MY FAMILY

SOMEONE IN MY FAMILY

SOMEONE IN MY FAMILY

SOMEONE IN MY NEIGHBORHOOD

SOMEONE IN MY NEIGHBORHOOD

SOMEONE IN MY NEIGHBORHOOD

SOMEONE WHO SPEAKS A DIFFERENT LANGUAGE

SOMEONE WHO SPEAKS A DIFFERENT LANGUAGE

SOMEONE WHO SPEAKS A DIFFERENT LANGUAGE

SOMEONE WHO COMES FROM A DIFFERENT COUNTRY

SOMEONE WHO COMES FROM A DIFFERENT COUNTRY

SOMEONE WHO COMES FROM A DIFFERENT COUNTRY



Supplement/Bible Skills

1 copy for each child

R
E
P
R
O
D
U
C
I
B
L
E
E

PAGE
E

Famous Last Words

Name _____

Matthew 28:18-20 He said to them, "Go into all the world and preach the good news to all creation."

Mark 16:15 He told them, "This is what is written: The Christ will suffer and rise from the dead on the third day, and repentance and forgiveness of sins will be preached in his name to all nations, beginning at Jerusalem. You are witnesses of these things. I am going to send you what my Father has promised; but stay in the city until you have been clothed with power from on high."

Luke 24:46-49 Again Jesus said, "Peace be with you! As the Father has sent me, I am sending you."

John 20:21 Then Jesus came to them and said, "All authority in heaven and on earth has been given to me. Therefore go and make disciples of all nations, baptizing them in the name of the Father and of the Son and of the Holy Spirit, and teaching them to obey everything I have commanded you. And surely I am with you always, to the very end of the age."

