

The Church Begins

The Early Church Lesson 1

Lesson Objectives

- The students will hear the story of how the church began.
- The students will name one characteristic of the church.
- The students will name one way they will be devoted to God.

Lesson Text

Acts 2

Scripture Memory Verse

They devoted themselves to the apostles' teaching and to the fellowship, to the breaking of bread and to prayer.

Acts 2:42

Lesson Plan

Greeting and Registration

Preclass Activity: Love in Every Language

Welcome and Singing

Centers:

Bible Story: A Day to Remember

Craft: Pentecost Painting

Scripture Memory: Words in Motion

NOTE: Allow time for a snack.



P R E • C L A S S

The Church Begins

Love in Every Language

The students will preview today's Bible Story as they translate scriptures and find the corresponding reference.

Materials

For each student:

- pencil
- Reproducible Pages:
 - Page A, 1 copy for each student

Preparation

Complete your copy of Reproducible Page A.

Name _____

Love in Every Language

Directions: The scriptures below are scriptures in different languages. Use the glossaries below to translate them. Write the translation on the line provided and then look up the reference to discover what verse it is.

DUTCH

1. Many hebben mij gehoord, maar niet hebben begrepen.
 I have heard you, but I have not understood you.
 a. John 15:12
 b. John 2:40
 c. John 14:15

SPANISH

2. Este es el amor que yo he amado: que yo he amado a los otros, como yo he amado a ustedes.
 This is my commandment that you love each other, as I have loved you.
 a. John 15:12
 b. John 14:15

Spanish	English	Tagalog	English
yo	I	ako	I
tú	you	ikaw	you
él	he	siya	he
ella	she	siya	she
nosotros	us	aminos	us
vosotros	you	aminos	you
ellos	they	silang	they
ellas	they	silang	they
yo he amado	I have loved	ako ay nagmamahal	I have loved
ustedes	you	yo	you
yo he amado a los otros	I have loved the others	ako ay nagmamahal sa ibang tao	I have loved the others
yo he amado a ustedes	I have loved you	ako ay nagmamahal kayo	I have loved you

Instructions

1. Greet the students as they arrive. Explain that today they will begin a new unit about the early church. Tell the students that the beginning of the church was an exciting time for Jesus' disciples because they helped thousands of people from different nations to know Jesus.
2. Distribute the copies of Reproducible Page A. Explain to the students that when the church first began, God gave the apostles the ability to speak in foreign languages so that the gospel could be understood by all the different people that were gathered in Jerusalem. Explain to the students that on their pages are two scriptures in two different languages. Tell them that they will use the glossaries on their pages to translate the scriptures. Then they will use their Bibles to find the correct scripture reference.
3. Circulate among the students to offer help and encouragement.

Teacher Tips

- Bring Bibles in different languages for the children to look at.

The Church Begins

A Day to Remember

The students will participate in today's Bible Story as they learn how the church began.

Materials

For each student:

- 1 envelope
- glue stick

For the teacher:

- scissors

Reproducible Pages:

- Pages B and C, 1 copy for each student

Preparation

1. Cut out the six puzzle pieces from the copies of Reproducible Page C and put them in an envelope for each student.
2. Practice leading this activity with enthusiasm.

Introducing the Bible Story

Distribute the copies of Reproducible B and the envelopes you prepared. Tell the students that they will sequence the events of "A Day to Remember" as they hear the story of the beginning of the church.

Presenting the Story

The first event in the beginning of the church is really the death of Jesus. Jesus died on the cross and was raised from the dead. He met with the apostles and told them, "Go and make disciples of all nations, baptizing them in the name of the Father and of the Son and of the Holy Spirit, and teach them to obey everything I have commanded you" Matthew 28:19-20. Jesus promised that he would send the Holy Spirit to help the apostles. Have the students look in their envelopes to find and glue the piece with the shape of the cross onto the matching shape on their copies of Reproducible B as shown on the back of this card.

Tell the students to open their Bibles to Acts 2. Read Acts 2:1-8. Pentecost was a very special "holy day" or holiday for the Jewish people. Jewish people came to Jerusalem from all over the world to celebrate Pentecost. On that day the Holy Spirit came upon the apostles to give them power to preach about Jesus and how to be saved. The Holy Spirit enabled the apostles to speak in different languages,

so that all the different people could hear and understand the message of Jesus in their own language. Have the students glue the piece with the shape of the flame onto the matching shape on their worksheets.

Peter stood up and preached to the people. Peter told the people that Jesus was the Son of God and that they had crucified him. Read Acts 2:22-24 and verse 36. Have the students glue the piece with the Bible shape onto the matching shape on their worksheets.

How do you think the people felt when Peter told them this? (Take a few responses.) Read Acts 2:36-37. The people were "cut to the heart," which means they realized that they were responsible for Jesus' death and they felt very sorry. They were very eager to repent and do what ever they had to do to make it right. They asked Peter how they could be forgiven. Have the students glue the piece with the heart shape onto the matching shape on their worksheets.

Peter continues to preach the truth to them. He tells them that they must repent and be baptized. Read Acts 2:38-39. Many people believed what Peter said and were baptized. In fact, there were 3,000 people baptized that day! Have the students glue the matching piece on their worksheets.

The Bible says that these new members of the church were very happy. They loved God and each other. Read Acts 2:40-42. The students will glue the last piece onto their worksheets.

Remind the students that this day marked the beginning of the church. Ask the students to name some of the events that happened on that day. (Take a few responses.) Ask the children to look at the picture they have after putting the events together. Ask them what they see. Tell them it is a picture of the church. The church is made up of the people who have been saved by Jesus.

Sharing with Others

Ask the children who they would like to share today's Bible Story with this week. Close with a prayer thanking God for Jesus and his church.

Teacher Tips

- The term "speaking in tongues" is equal to speaking in other languages. The miraculous element is that the apostles did not normally speak these languages.



3rd and 4th Grades

The Church Begins

The Spirit came on the apostles.

Peter preached, "God has made this Jesus, whom you crucified, both Lord and Christ." Acts 2:36

Hearts believed and repented.

People were baptized.

They devoted themselves to the apostles' teaching and to the fellowship, to the breaking of bread and to prayer.

C

R

A

F

T

The Church Begins

Pentecost Painting

The students will paint and color pictures of the disciples at Pentecost.

Materials

For each student:

- 1 sheet of construction paper, 9" x 12"
- glue stick
- crayons
- watercolor paints
- paintbrush
- paper cup for water

For the teacher:

- scissors
- plastic table cover

Reproducible Pages:

- Page D, 1 copy for each student

Preparation

1. Cut out the Pentecost pictures from the copies of Reproducible Page D.
2. Make a sample of the craft to show the students.
3. Prior to class, fill each cup approximately one-third full with water.
4. Prior to class, cover the work area with plastic.

Instructions

1. Introduce today's craft: In today's class we are learning about what the church is and how it began. Show the students your sample craft. This is a picture of what happened at Pentecost. Today you will make a picture to remember the powerful events that took place that day!
2. Distribute the construction paper, glue sticks and Pentecost pictures. Have the students glue their pictures to the center of their construction paper.


3. Have the students color and then paint their pictures, see Figure A, as follows:
 - A. Distribute the crayons to the students, and have them write their names on the construction paper below their pictures.
 - B. Instruct them to color the swirls with a white crayon.
 - C. Have them color the remainder of the pictures as they wish, but instruct them to leave the tongues of fire uncolored.
 - D. Distribute the watercolor paints, paintbrushes and cups with water. Have the students paint over the swirls of white crayon using blue paint.
 - E. Have them paint the tongues of fire using the red or orange paint.
4. Have the students set aside their pictures to dry.

Conclusion

If time permits, discuss what it might have been like and how people might have reacted to what happened that day during Pentecost. Close with a prayer thanking God for powerfully starting the church and for his church still being here today.

Teacher Tips

- Since this craft involves painting with watercolors, you may want to bring in old t-shirts or smocks for the students.



3rd and 4th Grades

The Church Begins

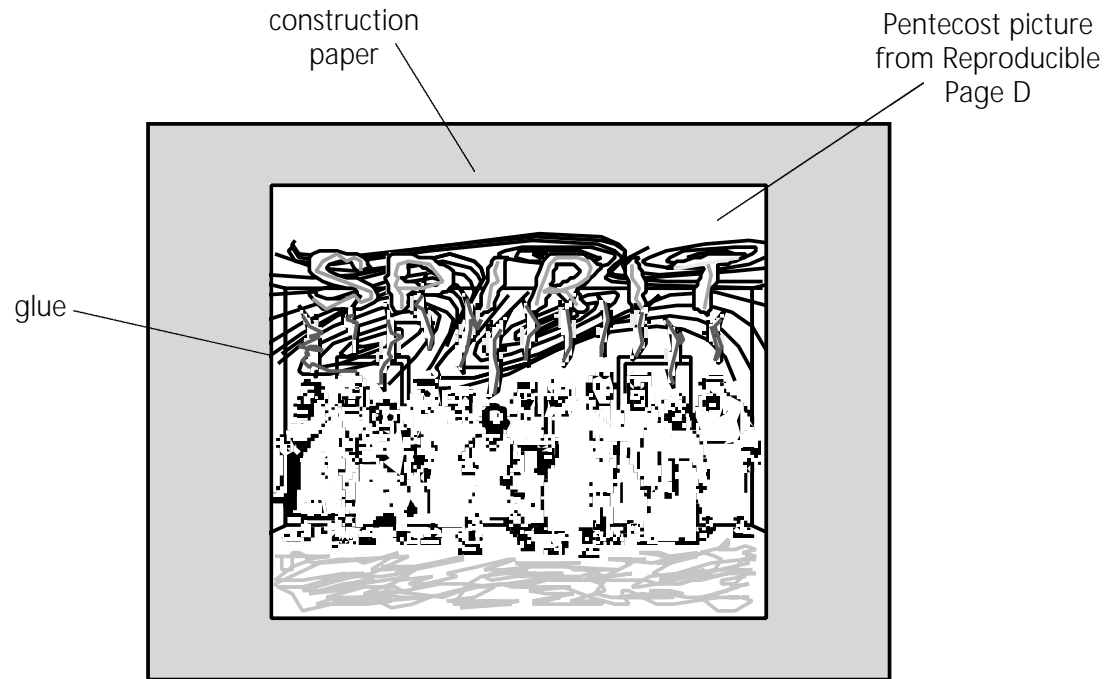


Figure A

The Church Begins

Words in Motion

The students will learn and memorize today's Scripture Memory Verse as they participate in this motional activity.

Scripture Memory Verse

They devoted themselves to the apostles' teaching and to the fellowship, to the breaking of bread and to prayer.
Acts 2:42

Materials

For the teacher:

- large writing surface

Preparation

On the large writing surface, neatly print:

devoted
apostles' teaching
fellowship
breaking of bread
prayer

Instructions

1. Introduce today's activity: This week in your lesson you are learning about what the church is and how it began. You are learning that Jesus died in order to save people. The people who believe in Jesus and are baptized into his death make up the church. In today's Scripture Memory Verse you will learn that the church was devoted (wholeheartedly committed) to the apostles' teaching (the word of God), to the fellowship (being with one another and encouraging one another), to the breaking of bread (the Lord's Supper) and to prayer.
2. Show the students the Scripture Memory Verse on the back of this Lesson Card. Say it to them three times as they follow silently. Point to the words as you say them. Ask the students to read the verse together with you three more times.
3. Ask two students to stand and say the verse together with you. Repeat this until all the students have done it.

4. Have the students look at the large writing surface you prepared. Explain that these are the four things that the early church was known for. Explain that these are the same things that God wants his church to be known for today. Have the students repeat each one of them after you.
5. Tell the students that they will break into small groups and make up a hand motion for each of the five things listed from the memory verse. (Include the word "devoted.") Then as a group, they will practice saying the Scripture Memory Verse using their hand motions.
6. Divide the students into two or three small groups. Give them a few minutes to come up with their hand motions and practice saying the verse while doing the motions. When all the groups are ready, have them present the verse and motions together to each other.

Conclusion

Remind the children that the church consists of people that are saved by Jesus. Ask the students how it makes them feel to know that Jesus was willing to die so that we could one day be in his church. Close with a prayer thanking God for the church.

Teacher Tips

- Be prepared to help the students think of various creative presentations.
- The groups should be balanced with expressive and outgoing students.

The Church Begins

They devoted themselves to the apostles' teaching and to the fellowship, to the breaking of bread and to prayer.

Acts 2:42

The Church Begins The Early Church

Lesson 1

Lesson Objectives

- The students will hear the story of how the church began.
- The students will name one characteristic of the church.
- The students will name one way they will be devoted to God.

Lesson Text

Acts 2

Scripture Memory Verse

They devoted themselves to the apostles' teaching and to the fellowship, to the breaking of bread and to prayer.

Acts 2:42

Lesson Plan

Greeting and Registration

Preclass Activity: Who Was There?

Welcome and Singing

Centers:

Life Application: Deep Devotion

Game: Before and After

Bible Skills: More About the Church

NOTE: Allow time for a snack.

P
E
N
T
E
C
O
S
T

Who Was There?

The students will review this week's Bible Story as they consider the people who were present on Pentecost and the distances they traveled.

Materials

For each student:

- pencil
- Reproducible Pages:
- Page E, 1 copy for each student

Preparation

Complete the activity on your copy of Reproducible Page E.

Instructions

1. Greet the students as they arrive. Remind them that they are learning about the beginning of the church. Tell them that Jewish people from all over the world came to Jerusalem for the holy day of Pentecost. Peter stood up and preached to these people, who were from many different nations.
2. Distribute the copies of Reproducible Page E and pencils. Tell the students to work with a partner to complete the activity on their worksheet.
3. Circulate among the students to offer help and encouragement.

Teacher Tips

- Be prepared to tell the students approximately how many miles away their towns are located.

Answer Key

1. Rome
2. Judea
3. Media, Elam, Cyrene
4. 700 miles
5. 400 miles
6. 5
7. foot
8. car (answers will vary)
9. Medford (answers will vary)
10. 35 miles (answers will vary)



3rd and 4th Grades

Deep Devotion

The students will review this week's lesson as they consider ways they can be devoted to God.

Materials

For the teacher:

- red marker
- black marker
- 1 piece of poster board, 22" x 28"

Preparation

1. On the poster board neatly print the words "devoted" and "devotion" with the black marker.
2. Read Acts 2 to review the events of this week's Bible Story.

Reviewing the Bible Story

Open your Bible to Acts 2. Tell the students they will review this week's Bible Story. Every time you pause, the students will have an opportunity to tell what happens next in the story.

Jesus died and was raised from the dead. He appeared to the apostles and told them to go into every nation to teach and baptize people. Jesus told the apostles that he would send the Holy Spirit to help them. On Pentecost the Holy Spirit came upon the apostles. They were able to speak in different languages. Then Peter (pause) _____. (stood up and began preaching to the people) Peter told the people that Jesus was the Son of God, the Christ, and they had crucified him. And then the people (pause) _____. (were cut to the heart and asked Peter what they could do) And then Peter (pause) _____. (told them to repent and be baptized) About 3,000 people believed and were baptized that day. And then they (pause) _____. (devoted themselves to the apostles teaching, the fellowship, the breaking of bread and to prayer)

Life Application

Acts 2:42 states that the church was "devoted to the apostles teaching and to the fellowship, to the breaking of bread and to prayer."

- What does it mean to be devoted? (Take some responses.) The dictionary defines devote/devoted as, "to be given to a particular activity; to show love and loyalty to."
- What is something you are devoted to? (Take some responses.)

The Church Begins The Early Church

Lesson 1

- What are the four things the church gave themselves to, or loved and were loyal to? (As the children say the four things, write them on one side of the poster board in black marker: the apostles' teaching, the fellowship, breaking of bread and prayer.)

Ask the students what each of these items mean:

- Apostles' teaching—The apostles spoke the truths that Jesus taught, so the apostles' teaching is the word of God. So the church loved, or was loyal, to the word of God.

Next to the "apostles' teaching," neatly print "the word of God" in red.

- Fellowship—The fellowship happens when the church meets together to worship God. The church loved to and was loyal to coming together to worship God and spend time with each other learning about God.

Next to "fellowship" neatly print "being together" in red.

- Breaking of bread—The breaking of bread refers to taking the Lord's Supper or communion. The church takes the Lord's Supper (the bread and the wine) to remember that Jesus died for the church. The bread represents Jesus' body and the wine represents his blood. The church loved and was loyal to remembering the sacrifice of Jesus in his death, burial and resurrection.

Next to "breaking the bread" neatly print "communion" in red.

- Prayer—Prayer is talking to God, praising him, thanking him and asking him for help. The church loved to pray and was loyal to spending a lot of time together in prayer.

Next to "prayer" neatly print "praising, thanking and asking" in red.

Conclusion

The church was devoted to God in the ways stated in Acts 2:42. God wants us to be devoted to him. What are some ways we can show our devotion to God? (Answers should include: prayer; trusting God; obeying God's word; sharing our faith; helping others; loving; participating in church services, etc.) Ask the students to name one way they will be devoted to God this week. Close with a prayer to be devoted to God this week.

Teacher Tips

- If available, use an erasable board instead of poster board for this activity.



3rd and 4th Grades

The Church Begins The Early Church

Lesson 1



Before and After

The students will review the main events surrounding the beginning of the church as they play this game.

Materials

For the teacher:

- scissors
- small paper bag
- score pad
- pencil

Reproducible Pages:

- Page F, 3 copies for the teacher



Preparation

1. Cut out each of the events (without numbers) from one of your copies of Reproducible Page F. Fold the slips and place them in the small paper bag. Using the back of this Lesson Card as a guide, number the events from one to ten on the other copies.
2. Practice leading this activity.



Instructions

1. Introduce today's activity: This week you have learned about how the church began on Pentecost when Peter stood up and preached to the people in Jerusalem. He told them that they had crucified Jesus, who was the Christ—the Son of God. The people were cut to the heart and asked what they should do. Peter told them to repent and be baptized. About 3,000 of the people believed and were baptized that day. These people became the first church. They devoted themselves to the apostles' teaching, to the fellowship, to the breaking of bread and to prayer.
2. Divide the students into two teams. Make sure to balance the students who did not hear this week's Bible Story with those who did. Give each team a copy of Reproducible Page F. Have them follow along while you read each of the events from Acts 2 in order.
3. Show the students the bag you prepared. Explain that they will take turns pulling out slips of paper. Then they will be asked to tell what happened after (and in some cases before) that event. The students can help each other.




4. Choose a team to go first. Have one student take a folded slip of paper from the bag and give it to you. Read it to that team. They have one minute to tell you what happened next.
5. If a team answers correctly, they receive one point. If they do not, fold the paper up and put it back in the bag. Have the next team take a turn.
6. The game continues until all the slips of paper have been taken and correctly answered.
7. If time permits, play a bonus round and have the students tell what happened before and after each event for two points.

Conclusion

Ask the students what they think is the most amazing thing that happened on the day of Pentecost. (Take a few responses.) Tell the students that all these events were important and specially planned by God to begin his church. Close with a prayer thanking God for the church.

Teacher Tips

- For a more challenging review, have the students play this game without using their copies of Reproducible Page F. Give them five minutes to study the list and then take it away, so that students will answer from memory.



Before and After

1. Jesus died on the cross and was raised from the dead.
2. Jesus told the apostles to go into all the world and make disciples.
3. Jesus told the apostles that he would send the Holy Spirit to help them.
4. On Pentecost, the Holy Spirit came on the apostles and helped them to speak in other languages.
5. Peter stood up and preached to the people.
6. Peter told the people that Jesus was the Son of God and that they crucified him.
7. Many people were cut to the heart and asked what they should do.
8. Peter told them to repent and be baptized for the forgiveness of their sins.
9. 3,000 people were baptized.
10. The people devoted themselves to the apostles' teaching and to the fellowship, to the breaking of bread and to prayer.



3rd and 4th Grades

**B
i
b
l
e
S
k
i
l
l
s**

More About the Church

The students will review the lesson by looking up scripture references about the church.

Materials

For each student:

- pencil
- Reproducible Pages:
 - Page G, 1 copy for each student

Preparation

Complete the activity on your copy of Reproducible Page G.

Instructions

1. Introduce today's activity: In this lesson you have learned about how the church began on Pentecost when Peter stood up and preached to the people in Jerusalem. He told them that they had crucified Jesus, the Christ. The people were cut to the heart and asked what they should do. Peter told them to repent and be baptized. About 3,000 of the people believed and were baptized that day. These people became the first church. They devoted themselves to the apostles' teaching, to the fellowship, to the breaking of bread and to prayer. In this activity you will look up scripture references and fill in missing information. After each scripture is a question about the church. Each verse that you look up comes from one of the New Testament letters. These letters were written to disciples in the early church to help them understand God's plan for the church.

The Church Begins The Early Church
Lesson 1

2. Distribute the copies of Reproducible Page G and pencils. Help the students find a partner to do this activity. Do the first one all together. Then let the students work together to complete their activities.
3. When they are all finished, review the answers together and check them with your Answer Key on the back of this Lesson Card.

Conclusion

Ask the students to each name one thing that describes the church in Acts 2. (Answers will vary: the church is the people who are saved; the church is devoted to the word of God; the church tells others about Jesus; the church is devoted to prayer, etc). Close with a prayer thanking God for the church.

Teacher Tips

- Assist the children in understanding the meaning of the words in the scriptures.



3rd and 4th Grades

More About the Church

Answer Key

Directions: Use your Bible to look up the following verses. Fill in the missing words and then answer the questions in the boxes.

1. Look up Colossians 1:18 and fill in the blanks:

And he is the head of the body, the c h u r c h.

This scripture says: "the body is the c h u r c h."

2. Look up Ephesians 2:19-20 and fill in the blanks:

Consequently, you are no longer foreigners and aliens, but fellow citizens with God's people and m e m b e r s of God's h o u s e h o l d, built on the foundation of the apostles and prophets, with C h r i s t Jesus himself as the chief cornerstone.

This scripture says the foundation of the church is the a p o s t l e s and p r o p h e t s and C h r i s t.

3. Look up Romans 12:5 and fill in the blanks:

So in Christ, we who are many form one b o d y, and each member belongs to all the others.

This scripture tells us that the church is made up of p e o p l e who follow Jesus.

4. Look up Ephesians 5:25 and fill in the blanks:

Husbands, love your wives, just as C h r i s t loved the c h u r c h and gave himself up for her.

This scripture reminds us that Christ died for the c h u r c h.

5. Look up Ephesians 5:23 and fill in the blanks:

For the husband is the head of the wife as C h r i s t is the head of the c h u r c h, his body, of which he is the S a v i o r.

Who is the head of the church? c h r i s t.



3rd and 4th Grades

Core/Preclass

1 copy for each student

Reproducible

page

A

Love in Every Language Love in Every Language Love in Every Language Love in Every Language Love in Every Language

Love in Every Language Love in Every Language Love in Every Language Love in Every Language Love in Every Language

Name _____

Love in Every Language

Directions: The sentences below are scriptures in different languages. Use the glossaries below to translate them. Write the translation on the lines provided and then look up the references to discover what verse it is.

TAGALOG

1. Kung iniibig ninyo ako, tuparin ninyo ang aking mga utos.

What scripture is it?

- a) John 15:12
- b) Acts 2:42
- c) John 14:15

SPANISH

2. Este es mi mandamiento: que se amen los unos a los otros, como yo los he amado.

What scripture is it?

- a) Matthew 6:33
- b) John 15:12
- c) 1 Timothy 4:16

Spanish	English
como	how, as
es	is
Este	This
los he amado	have loved you
los unos a los otros	each other
mandamiento	command
mi	my
se amen	you love
que	that
yo	I



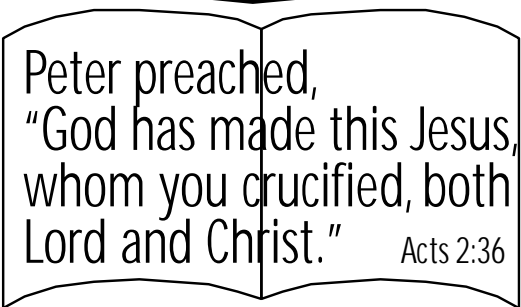



Tagalog	English
ako	me
ang aking	my
iniibig	love, care
Kung	If
mga utos	command
ninyo	you
tuparin	obey

Every Language Love in Every Language Love in Every Language Love in Every Language Love in Every Language

Love in Every Language Love in Every Language Love in Every Language Love in Every Language Love in Every Language



3rd and 4th Grades


 <p>The Spirit came on the apostles.</p>			<p>People were baptized.</p> 
 <p>Peter preached, "God has made this Jesus, whom you crucified, both Lord and Christ." Acts 2:36</p>	<p>Jesus died.</p>		
 <p>Hearts believed and repented.</p>			 <p>They devoted themselves to the apostles' teaching and to the fellowship, to the breaking of bread and to prayer.</p>

Reproducible
page

C

Core/Bible Story
1 copy for each student

The Early Church
Lesson 1



GENERATION
Next

3rd and 4th Grades

R
e
p
r
o
d
u
c
i
b
i
e
page

Core/Craft
1 copy for each student

The Early Church
Lesson 1



D

Winter 2

© 1999 by Discipleship Publications International • Permission to Photocopy Granted

GENERATION
Next

3rd and 4th Grades

The Early Church 17-1-18

Supplement/Preclass

1 copy for each student

Who Was There? Who Was There? Who Was There? Who Was There? Who Was There?

Who Was There?

Name _____

“Now there were staying in Jerusalem God-fearing Jews from every nation under heaven.”
Acts 2:5

Directions: In Acts 2, the Bible tells us the names of the countries from which people came to worship God at Pentecost. The list below contains the names of the places and their distances away from Jerusalem. Use this information to answer the questions below.

Place	Distance from Jerusalem (approximate mileage)
Parthians	700 miles
Media (Medes)	800
Elam (Elamites)	800
Mesopotamia	400
Judea	100
Cappadocia	500
Pontus	700
Asia	700
Phrygia	500
Pamphylia	400
Egypt	400
Cyrene	800
Rome	1400
Crete	700
Arabia	700

Questions

1. What place is the furthest away from Jerusalem? _____
2. What place is closest to Jerusalem? _____
3. What countries are 800 miles from Jerusalem? _____, _____, _____
4. How far did the people from Pontus travel? _____
5. How far did the Egyptians travel to come to Pentecost? _____
6. How many countries are 700 miles from Jerusalem? _____
7. How do you think most of these people got to Jerusalem? _____
8. How do you get to church on Sunday? _____
9. Where do you live? _____
10. How far do you think you travel to come to Bible class? _____

Who Was There? Who Was There? Who Was There? Who Was There? Who Was There?

Who Was There? Who Was There? Who Was There? Who Was There? Who Was There?

There? Who Was There? Who Was There? Who Was There? Who Was There? Who Was There?

R
e
p
r
o
d
u
c
i
b
l
e

page



3rd and 4th Grades

Supplement/Game
3 copies for the teacher

Jesus died on the cross and was raised from the dead.	Peter told the people that Jesus was the Son of God and that they crucified him.
Jesus told the apostles to go into all the world and make disciples.	Many people were cut to the heart and asked what they should do.
Jesus told the apostles that he would send the Holy Spirit to help them.	People told them to repent and be baptized for the forgiveness of their sins.
On Pentecost, the Holy Spirit came on the apostles and helped them to speak in other languages.	3,000 people were baptized.
Peter stood up and preached to the people.	The people devoted themselves to the apostles' teaching and to the fellowship, to the breaking of bread and to prayer.

R
e
p
r
o
d
u
c
i
b
l
e
page



3rd and 4th Grades

Name _____

More About the Church

Directions: Use your Bible to look up the following verses. Fill in the missing words and then answer the questions in the boxes.

1. Look up Colossians 1:18 and fill in the blanks:

And he is the head of the body, the c_____.

This scripture says: "the body is the _____."

2. Look up Ephesians 2:19-20 and fill in the blanks:

Consequently, you are no longer foreigners and aliens, but fellow citizens with God's people and m_____ of God's h_____, built on the foundation of the apostles and prophets, with C_____ Jesus himself as the chief cornerstone.

This scripture says the foundation of the church is the a_____ and p_____ and C_____.

3. Look up Romans 12:5 and fill in the blanks:

So in Christ, we who are many form one b_____, and each member belongs to all the others.

This scripture tells us that the church is made up of p_____ who follow Jesus.

4. Look up Ephesians 5:25 and fill in the blanks:

Husbands, love your wives, just as C_____ loved the c_____ and gave himself up for her.

This scripture reminds us that Christ died for the c_____.

5. Look up Ephesians 5:23 and fill in the blanks:

For the husband is the head of the wife as C_____ is the head of the c_____, his body, of which he is the S_____.

Who is the head of the church? _____.

Reproducible

page

