

Mary and Martha

Lesson Objectives

- The students will hear the story of Mary and Martha.
- The students will tell one way Jesus helped Mary and Martha.
- The students will make a plan for quiet times.

Lesson Text

Luke 10:38-42
John 11:1-44

Scripture Memory Verse

"Martha, Martha," the Lord answered, "you are worried and upset about many things, but only one thing is needed. Mary has chosen what is better, and it will not be taken away from her."

Luke 10:41-42

Lesson Plan

Greeting and Registration

Preclass Activity: Picture Perfect

Welcome and Singing

Centers:

Bible Story: Women in the News

Craft: Family Portrait

Scripture Memory: Moving Memories

NOTE: Allow time for a snack.

Mary
Martha



3rd and 4th Grades

P
R
E
•
C
L
A
S
S

Mary and Martha

Picture Perfect

The students will make pictures of themselves helping others.

Materials

For each student:

- pencil
- crayons, colored pencils and markers

For the teacher:

- pictures with captions from newspapers
- scissors
- glue stick
- construction paper

Reproducible Pages:

- Page A, 1 copy for each student

Preparation

1. Cut out and glue the newspaper pictures with their captions onto the construction paper.
2. Complete the activity on your copy of Reproducible Page A.

Instructions

1. Greet students as they arrive. Explain that today's lesson is about Mary and Martha, two friends of Jesus. When Jesus came to visit Mary and Martha, he taught people about God. He also helped Mary and Martha when their brother, Lazarus, died.
2. Distribute the copies of Reproducible Page A, crayons and pencils. Read the headline to the students and explain that they will draw a picture of themselves helping someone. Show them the lines under the picture and explain this is where they will write a caption describing their picture. Show them your sample.
3. Circulate among the students to offer help and encouragement.

Teacher Tips

- Display and refer to the newspaper pictures and captions.

Children Help Others



3rd and 4th Grades

Mary and Martha

Women in the News

The students will read the story of Mary and Martha as they read the next issue of this special New Testament newspaper.

Materials

For each student:

- pencil

Reproducible Pages:

- Page B, 1 copy for each student

Preparation

Practice reading these stories with emphasis and enthusiasm.

Introducing the Bible Story

Open your Bible to Luke 10 and to John 11. Explain that in today's lesson the students will learn about two visits that Jesus made to the home of Mary and Martha. Mary and Martha were sisters. Mary loved to listen to Jesus teach. Martha was worried about many things. Jesus helped Martha to see what is most important. On another visit to Mary and Martha, Jesus helped them when their brother, Lazarus, died.

Presenting the Bible Story

Distribute the copies of Reproducible Page B and pencils. Explain to the students that in today's lesson they will be reading about Jesus, Lazarus, Mary and Martha in their copy of New Testament Women in the News—Issue 2. After the students have read "Woman Chooses to Listen to God," ask them if they found the secret message. Then ask the following questions:

- What woman in this story took time to listen to God? (Mary)
- What was Martha doing instead of listening to God? (worrying; working)
- What did Jesus think was most important? (listening to Jesus)
- How can you listen to God? (Answers may vary. Tell the students that we listen to God when we read his word.)

Proceed to read the next story, "Man Raised from Death." After the students make a headline for the story, ask the following questions.

- Why did Jesus come to see Mary and Martha this time? (to help Lazarus)
- Jesus said that the death of Lazarus happened for a reason. What was that reason? (to bring glory to God; so Jesus could raise him from the dead)
- How did Jesus feel when he saw the sadness of Mary and Martha? (sad; he wept)
- What did Jesus do to help Mary and Martha? (Most students will say that Jesus helped by raising Lazarus from the dead. Emphasize that this miracle also helped them understand and believe who Jesus was. They saw that Jesus has the power to give life, and they heard him say that whoever believes in him will live forever.)

Sharing with Others

Ask the students what it would be like to have Jesus come to their home and visit their family. What would they ask Jesus to help them with? Encourage them to share their newsletter with a friend. Close with a prayer thanking God for Jesus.

Teacher Tips

- Instruct half the group to look up Luke 10 and the other half to look up John 11.



3rd and 4th Grades

Mary and Martha

Women in the Life of Jesus
Lesson 2

New Testament Women in the News

Volume 2

Answer Key

Woman Chooses to Listen to God

As you read this article, write the bold let ters in order in the box below and discover the secret message. The first two have been done for you.

Jesus and **h**is disciples were traveling through the area, he **c**ame to a **v**illage where a woman named **M**artha opened up her home to him. She had a sister **n**amed Mary and a brother named Lazarus. Mary **s**at at the **L**ord's feet **l**isten ing **t**o what he said. But Martha was distracted by all **t**he preparations that had to be made. She came to him and asked, "**L**ord , don't you care that my sister has left me to do the work by myself? Tell her to help me!" "Martha, Martha," the Lord answered, "you are worried and upset about many things, but only one thing is needed. Mary has chosen what is better, and it will not be taken away from her."

Write the hidden message below:

Have time to listen to the Lord.

After you read the following article, print a headline for it in the box below:

Jesus Raises Man from Death

A man named Lazarus was sick. He was from Bethany, the village of Mary and her sister Martha. This Mary, whose brother Lazarus now lay sick, was the same one who poured perfume on the Lord and wiped his feet with her hair. So the sisters sent word to Jesus, "Lord the one you love is sick." On his arrival, Jesus found that Lazarus had already been in the tomb four days.

When Martha heard that Jesus was coming, she went out to meet him. "Lord," Martha said to Jesus, "If you had been here, my brother would not have died. But I know that even now God will give you whatever you ask. " Jesus said to her, "Your brother will rise again." Martha thought he meant the resurrection of the dead at the last day. Jesus said to her, "I am the resurrection and the life. He who believes in me will live even though he dies; and whoever lives and believes in me will never die."

When Mary heard that Jesus was there, she came to where he was. She fell at his feet and said, "Lord if you had been here, my brother would not have died. " When Jesus saw her and the others weeping, he was deeply moved and troubled. He asked where Lazarus had been buried. They showed him. Jesus wept. When Jesus came to the cave where Lazarus was buried, he told them to take away the stone. Martha said, "By this time there will be an odor. He has been dead for four days. " They took away the stone. Jesus called out in a loud voice, "Lazarus come out!" The dead man came out. Jesus said to them, "Take off the grave clothes and let him go."

GENERATION
NEXT
3rd and 4th Grades

C

R

A

F

T

Mary and Martha

Family Portrait

The students will make family portraits identifying something special about each of their family members.

Materials

For each student:

- 1 piece of construction paper, 9" x 12"
- glue stick
- crayons, markers or colored pencils
- pen or thin marker

For the teacher:

- scissors
- thin marker

Reproducible Pages:

- Page C, 1 copy for each student

Preparation

1. Prepare each sheet of construction paper, see Figure A, as follows:
 - A. Write, "The _____ Family" horizontally on the top of the construction paper.
 - B. Draw seven 2" lines along the left side of the paper.
2. Cut out the frames from the copies of Reproducible Page C.
3. Make a sample of the craft for the students to see.

Instructions

1. Introduce the craft: Today we are learning about Mary and Martha, two sisters who were friends of Jesus. They invited Jesus to come visit their home for dinner, but Martha was upset when Mary didn't help prepare the meal. Instead, Mary was sitting at Jesus' feet and listening to him speak. Jesus helped Martha to see that we must not worry about small things. He helped Martha to see that Mary, by listening to what God said, had made Jesus know he was special and a part of their family. Families are special to God and each member is important. Today you are going to make a portrait of your family having a quiet time or devotional together. Show the students your sample. Read the words you wrote describing each person in your family.

2. Give the students the frames you prepared, construction paper, glue sticks, crayons and pens. Have them glue their frames to the construction paper so that the drawn lines are still visible. See Figure B.
3. Have the students draw within the picture frames each member of their families having a devotional or quiet time together.
4. When they are finished drawing, have the students write one thing that each family member is doing in this picture, e.g., Dad reads the Bible, Mom acts out the story, I sing. Have them write this in the spaces between the drawn lines, as shown in Figure C.
5. Have the students write their last names on the blank line at the top of their papers.

Conclusion

Go around and ask the students to share about their pictures. What did they draw? What are the people doing in their picture? Encourage the students to show their pictures to their families and share with them this week's Bible Story. Suggest that they take a picture of their family having a quiet time or devotional together and attach it to their picture from today. Close with a prayer thanking God for the families he gave us.

Teacher Tips

- Encourage the students who feel that they cannot draw well. One suggestion is to make your sample of the portrait with stick figures so the students see that their drawings don't have to be sophisticated or perfect.
- Be sensitive to students who do not live in traditional family settings and encourage them to draw a picture, too.
- For students who are not familiar with a quiet time or devotional, explain what they are and help the students to imagine their family having a special time together.



3rd and 4th Grades

Mary and Martha

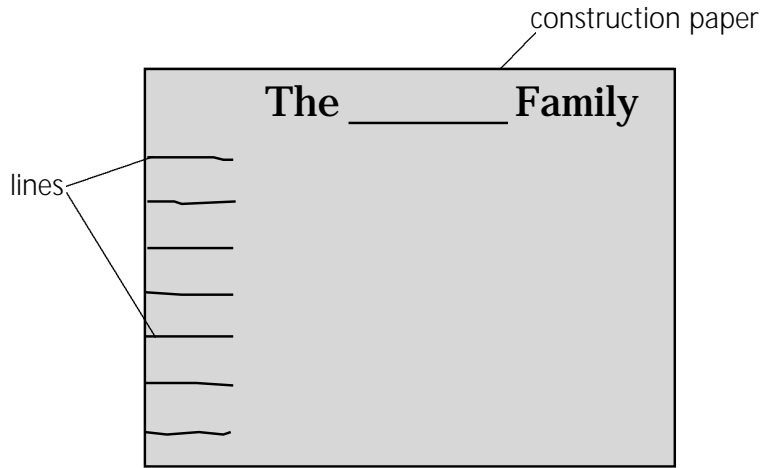


Figure A

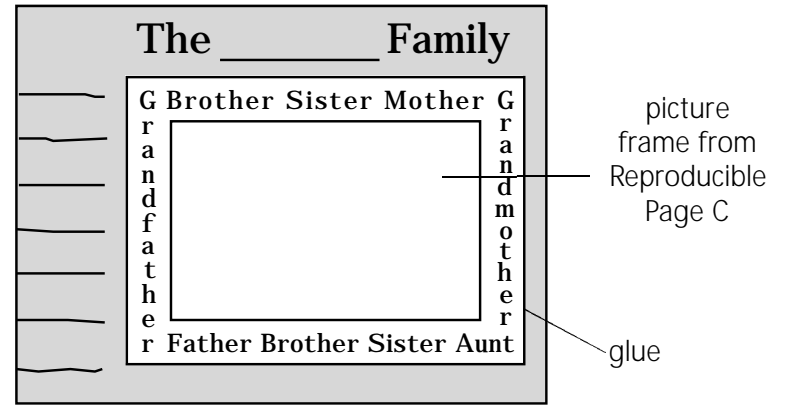


Figure B

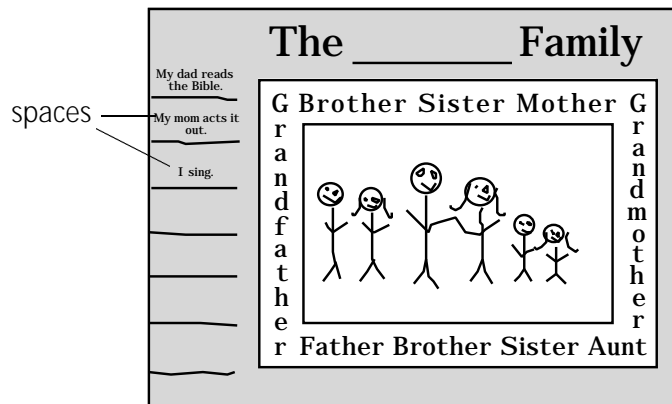
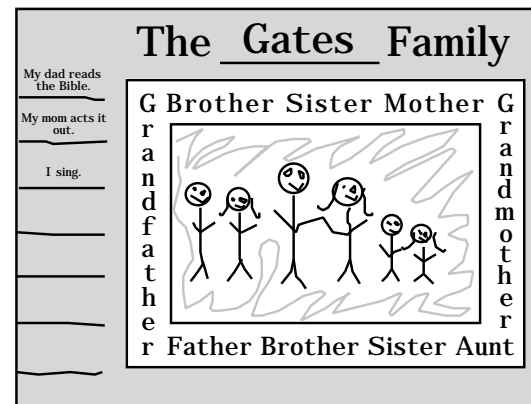


Figure C



Finished Craft



3rd and 4th Grades

Mary and Martha

Moving Memories

The students will learn and memorize today's Scripture Memory Verse as they participate in this movement activity.

Scripture Memory Verse

"Martha, Martha," the Lord answered, "you are worried and upset about many things, but only one thing is needed. Mary has chosen what is better, and it will not be taken away from her."

Luke 10:41-42

Materials

For the teacher:

- 6 index cards, 3" x 5"
- black pen
- a small paper bag

Preparation

1. Memorize the Scripture Memory Verse.
2. Neatly print the following on the index cards and place them in the bag: sitting; standing; eating; drinking; serving food; and cooking.
3. Practice leading this activity.

Instructions

1. Introduce today's activity: In today's lesson you are learning about two visits that Jesus made to the home of Mary and Martha. Mary and Martha were sisters. Mary loved to listen to Jesus teach. Martha was worried about many things. Jesus helped Martha to see what is most important. On another visit to Mary and Martha, Jesus helped them when their brother, Lazarus, died. In today's Scripture Memory Verse you will learn the words Jesus said to Martha when he had dinner in her home.

2. Show the students the Scripture Memory Verse on the back of the Lesson Card. Say it to them three times as they follow silently. Point to the words as you say them. Ask the students to say the verse together with you three more times.
3. Ask three students to say the verse together with you. Repeat this until all the students have done it.
4. Explain to the students that they will say the verse while doing different actions that the people may have been doing at the home of Mary and Martha. They will say the verse sitting, standing, serving food, drinking, eating and cooking.
5. Divide the students into partners. Let each pair pick a paper from the bag and say the verse while acting out the word they have selected. Let the pairs select different papers until they have said the verse in at least three different ways.

Conclusion

Jesus said that Mary choose the better activity, which was listening to God. Ask the students if they are willing to make the same choice and listen to God everyday by reading their Bible. Close with a prayer thanking God that we can listen to him every day.

Teacher Tips

- Think of additional actions for the students to do while saying the verse.

Mary and Martha

“Martha, Martha,” the Lord answered, “you are worried and upset about many things, but only one thing is needed. Mary has chosen what is better, and it will not be taken away from her.”

Luke 10:41-42



3rd and 4th Grades

Lesson Objectives

- The students will hear the story of Mary and Martha.
- The students will tell one way Jesus helped Mary and Martha.
- The students will make a plan for quiet times.

Lesson Text

Luke 10:38-42
 John 11:1-44

Scripture Memory Verse

"Martha, Martha," the Lord answered, "you are worried and upset about many things, but only one thing is needed. Mary has chosen what is better, and it will not be taken away from her."

Luke 10:41-42

Lesson Plan

Greeting and Registration

Preclass Activity: Marking Time

Welcome and Singing

Center:

Life Application: A God Time

Game: Acting Out

Bible Skills: Who Said This?

NOTE: Allow time for a snack.

D
R
E
•
C
A
S
S

Marking Time

The students will make a bookmark to use in their time with God.

Materials

For each student:

- 1 strip of poster board, 2½" x 9"
- assorted small stickers
- crayons or markers
- glue stick

Reproducible Pages:

- Page D, 1 copy for every 3 students

Preparation

1. Cut out all the bookmarks from the copies of Reproducible Page D. Each student will need only one bookmark.
2. Cut the poster board into 2½" x 9" strips.
3. Make a sample bookmark to show the students.

Instructions

1. Greet the students as they arrive. Remind them that they are learning about Jesus' visits to Mary and Martha. In the first of Jesus' visits, Mary chose to sit at Jesus' feet to listen to him teach rather than doing other things. In another visit, Jesus raised Lazarus from the dead.

2. Show the students your sample bookmark. Distribute the bookmarks and poster board strips you prepared, crayons, glue sticks and stickers. Tell the students that they will make a bookmark to use in their times with God. Have them decorate their bookmarks and glue them onto their poster board strips.
3. Circulate among the students to offer assistance and encouragement.

Teacher Tips

- Let the students make extra bookmarks for latecomers.



3rd and 4th Grades

Mary and Martha

Women in the Life of Jesus Lesson 2

A God Time

The students will make plans to spend time listening to God.

Materials

For each student:

- pencil
- crayons

For the teacher:

- large writing surface

Reproducible Pages:

- Page E, 1 copy for each student

Preparation

1. Bring samples from your personal quiet time journal.
2. If you are a male teacher, invite a sister to join you for this activity and bring a sample of her quiet time journal.

Reviewing the Bible Story

Open your Bibles to Luke 10. In this week's lesson, Jesus visited the home of Mary and Martha. Mary chose to sit at Jesus' feet and listen to his teaching, while Martha was distracted by making many preparations. Jesus was pleased with Mary's choice. On another visit to Mary and Martha's, Jesus raised their brother, Lazarus, from the dead. This was a great faith-building time. Jesus wants to be our friend. He wants us to spend time with him. Today we are going to talk about special times we can have with God.

Read John 11:33-44 to the students.

- Do you think Mary, Martha and Lazarus had greater faith in Jesus after this time spent with Jesus? Why?
- Do you think they ever forgot this time?

We need to spend time with God that we will remember. One way to spend time with God is by reading our Bibles and praying. When we read our Bible and think about it, it is like God is talking to us. When we pray, we are talking to God.

Life Application

Share with the students some special times you have had with God recently. Talk about when you had it, where you went, what you read and learned, why it was special and how it changed something about your life. Show them your journal as you do this.

Brainstorm with the students about ideas that they can do to have special times with God and write them on the large writing surface. (Ideas may include: buying or making a special card and writing a note to God; using small rocks to spell something about God or finding a large stone and writing a word on it that reminds you of God; writing a poem or song to God; or going to a special place to read your Bible.)

Distribute the copies of Reproducible Page E and the pencils. Have the students each choose one idea that they will do this week and write it on their "God Time" pages.

On the large writing surface, neatly print:

Mark 1:40-45 Jesus heals a leper.

Mark 4:38-41 Jesus calms a storm.

Mark 1:29-35 Jesus helps others and spends time with God.

Have the students choose one reference and write it on their "God Time" pages. Distribute the crayons and have the students decorate the border on their pages.

Conclusion

Remind the students that when they begin their times with God, they may get distracted by other things they have to do. Encourage them to think about Mary and to make the same choice she made—to spend time listening to Jesus. Close with a prayer for the students to have great times with God this week.

Teacher Tips

- Let the students see your personal joy and enthusiasm about your times with God.



3rd and 4th Grades



Acting Out

The students will take turns acting out various characters of this week's lesson.

Materials

For the teacher:

- 8 index cards, 5" x 7"
- black pen

Preparation

1. Read Luke 10:38-42 and John 11:1-44.
2. On each index card, neatly print one of the scene descriptions from the back of this Lesson Card.
3. Practice leading this activity. Be prepared to suggest actions for these scenes.

Instructions

1. Introduce today's activity: In your lesson this week, you learned that Jesus visited the home of Mary and Martha. Mary chose to sit at Jesus' feet and listen to his teaching, while Martha was distracted making many preparations. Jesus was pleased with Mary's choice. On another visit to Mary and Martha's, Jesus raised their brother, Lazarus, from the dead. This was a great time that helped their faith grow a lot!
2. Tell the students they will be acting out some of the scenes from this week's story using actions only. There will be no talking. The other students will guess who the character is and what is happening.
3. Divide the students into two groups. Mix the students who did not hear this week's Bible Story with those who did. Select a group to act first. The other group will guess and should sit with their backs to the acting group until they are ready.
4. Let the acting group select a card. Give the students a few minutes to plan what they will do and who will do it. The students can act it out as a group or select one person in their group to do it. Provide assistance and direction as needed.
5. Let each group take turns acting out a scene, while the other group guesses which scene it is.



Conclusion

Tell the students that the people from this week's lesson made choices that led to actions. For example: Mary chose to listen to God, so she sat at Jesus' feet to learn from him. Jesus made a choice to help others so he raised Lazarus from the dead. We can decide to make choices to do things that please God or not. Close with a prayer asking God to help us choose to please him.

Teacher Tips

- If the students did not hear this week's Bible Story, then do this activity all together as separate skits in which you walk them through the stories.



Mary and Martha

Acting Out scene descriptions

Mary is listening to Jesus.

Martha is busy making preparations.

Jesus is raising Lazarus from the dead and Lazarus comes out of the tomb.

Mary is crying at the death of Lazarus.

Martha is going out to meet Jesus after Lazarus was dead.

Mary is falling at Jesus' feet.



3rd and 4th Grades

Who Said This?

The students will practice looking up scripture references and identifying Bible quotes.

Materials

For each student:

- pencil
- Reproducible Pages:
- Page F, 1 copy for each student

Preparation

1. To hide the answers on each copy of Reproducible Page F, fold the lower edge to the back along the dashed line.
2. Complete the activity on your copy of Reproducible Page F.

Instructions

1. Introduce today's activity: In this week's lesson and last week's lesson you learned about different women that Jesus met and taught. In this activity you are going to test your skill of locating scripture references. After you find the reference, you will determine who said the quote.
2. Assign the students a partner. Distribute the copies of Reproducible F and the pencils.
3. Do the sample together. Circulate among the students to offer encouragement and assistance.
4. When the students are finished, they can check their answers with your Answer Key on the back of this Lesson Card.

Mary and Martha

Women in the Life of Jesus Lesson 2

Conclusion

Encourage the students for their hard work. Remind the students that they are becoming very skilled Bible students, which will help them to study the Bible on their own as well as with others. Close with a prayer thanking God for his Word.

Teacher Tips

- When students are working in pairs, encourage both students to look up the scripture reference.

Mary

Jesus

Simon
the Pharisee

Martha



3rd and 4th Grades

Who Said This? Answer Key

Instructions: Look up the following references and write the name of the person who said it. (Hint: you may choose from the names at the bottom of the page.)

- | | | |
|----|--------------------|----------------------------|
| | Sample: John 8:3-4 | <u>the Pharisees</u> |
| 1. | John 11:21 | <u>Martha</u> |
| 2. | Luke 7:39 | <u>Simon, the Pharisee</u> |
| 3. | John 8:11 | <u>Jesus</u> |
| 4. | Luke 10:40 | <u>Martha</u> |
| 5. | John 11:43 | <u>Jesus</u> |
| 6. | Luke 7:48 | <u>Jesus</u> |
| 7. | John 11:32 | <u>Mary</u> |
| 8. | Luke 10:41 | <u>Jesus</u> |

Answer Box

(Unfold if you want to use this.)

Simon, the Pharisee
Jesus
Mary
Martha



3rd and 4th Grades

R
e
p
r
o
d
u
c
i
b
l
e
page


Core/Preclass
1 copy for each student

Women in the Life of Jesus
Lesson 2

Name _____

World News

Children Help Others
See picture below.





3rd and 4th Grades

New Testament Women in the News

Volume 2

Name _____

Woman Chooses to Listen to God

As you read this article, write the bold letters in order in the box below and discover the secret message. The first two have been done for you.

Jesus and **h**is disciples were traveling through the area, he **c**ame to a **v**illage where a woman named **M**artha opened up her home to **h**im. She had a sister **n**amed **M**ary and a brother named Lazarus. **M**ary **s**at at the **L**ord's feet **l**isten **i**ng **t**o what he said. But Martha was distracted by all **t**he preparations that had to be made. She came to him and asked, "**L**ord, don't you care that my sister has left me to do the work by myself? Tell her to help me!" "Martha, Martha," the Lord answered, "you are worried and upset about many things, but only one thing is needed. Mary has chosen what is better, and it will not be taken away from her."

Write the hidden message below:

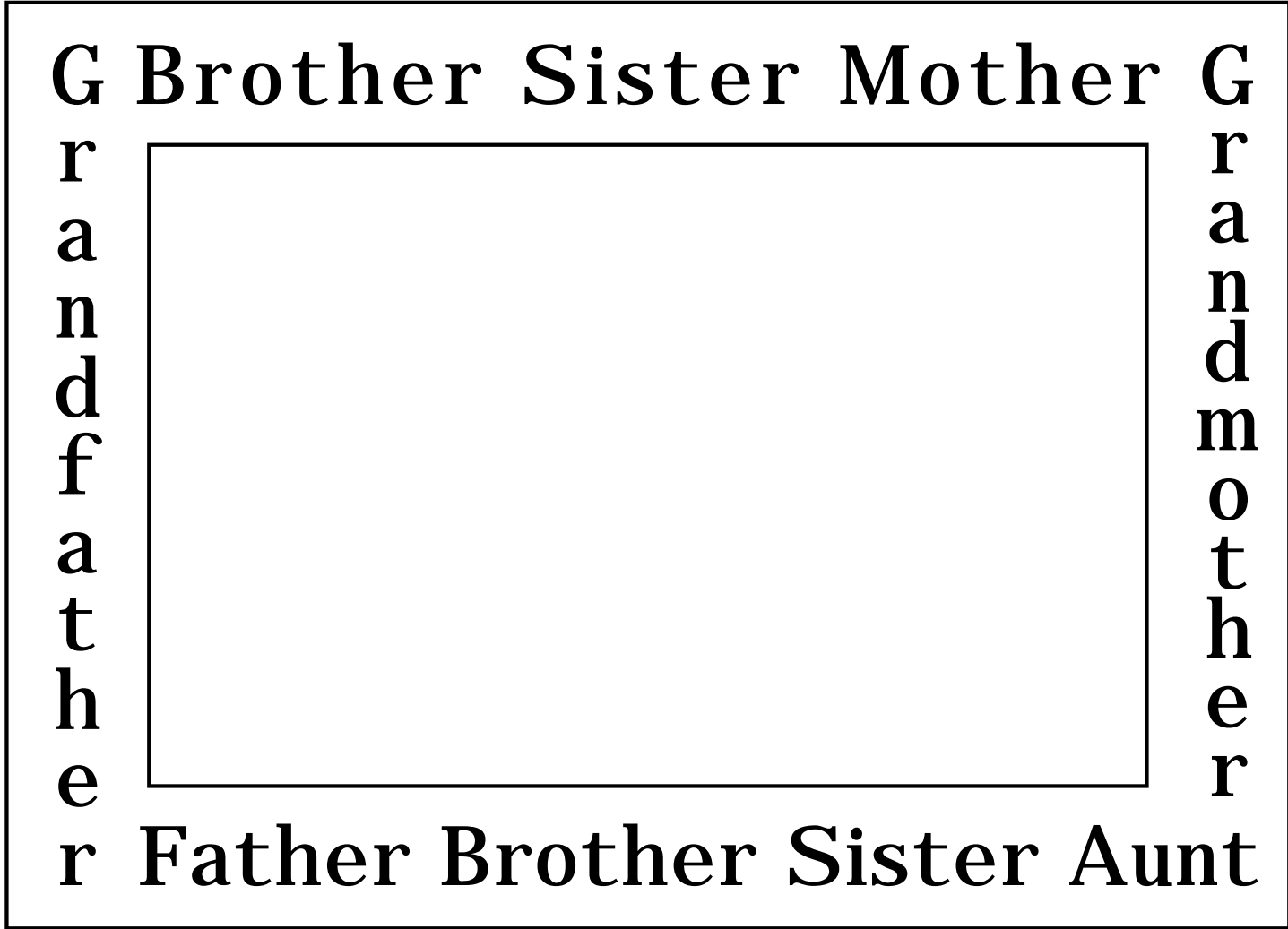
Ha

After you read the following article, print a headline for it in the box below:

A man named Lazarus was sick. He was from Bethany, the village of Mary and her sister Martha. This Mary, whose brother Lazarus now lay sick, was the same one who poured perfume on the Lord and wiped his feet with her hair. So the sisters sent word to Jesus, "Lord the one you love is sick." On his arrival, Jesus found that Lazarus had already been in the tomb four days. When Martha heard that Jesus was coming, she went out to meet him. "Lord," Martha said to Jesus, "If you had been here, my brother would not have died. But I know that even now God will give you whatever you ask." Jesus said to her, "Your brother will rise again." Martha thought he meant the resurrection of the dead at the last day. Jesus said to her, "I am the resurrection and the life. He who believes in me will live even though he dies; and whoever lives and believes in me will never die." When Mary heard that Jesus was there, she came to where he was. She fell at his feet and said, "Lord if you had been here, my brother would not have died." When Jesus saw her and the others weeping, he was deeply moved and troubled. He asked where Lazarus had been buried. They showed him. Jesus wept. When Jesus came to the cave where Lazarus was buried, he told them to take away the stone. Martha said, "By this time there will be an odor. He has been dead for four days." They took away the stone. Jesus called out in a loud voice, "Lazarus come out!" The dead man came out. Jesus said to them, "Take off the grave clothes and let him go."



3rd and 4th Grades



frame



This page intentionally left blank



3rd and 4th Grades

TIME **with** GOD

TIME **with** GOD

TIME **with** GOD



3rd and 4th Grades

God Time

Date: _____

Scripture Text: _____

I learned

I will make my time special with God by _____



Who Said This?

Name _____

Instructions: Look up the following references and write the name of the person who said it. (Hint: you may choose from the names at the bottom of the page.)

Sample: John 8:3-4 _____

- 1. John 11:21 _____
- 2. Luke 7:39 _____
- 3. John 8:11 _____
- 4. Luke 10:40 _____
- 5. John 11:43 _____
- 6. Luke 7:48 _____
- 7. John 11:32 _____
- 8. Luke 10:41 _____

Answer Box

(Unfold if you want to use this.)

Simon, the Pharisee
Jesus
Mary
Martha



3rd and 4th Grades