

A Sinful Woman

Lesson Objectives

- The students will hear two stories of Jesus and two sinful women.
- The students will describe Jesus' response to the sinful women in these stories.
- The students will name one way to overcome prejudging people.

Lesson Text

John 8:1-11
 Luke 7:36-50

Scripture Memory Verse

"Therefore, I tell you, her many sins have been forgiven—for she loved much. But he who has been forgiven little loves little."

Luke 7:47

Lesson Plan

Greeting and Registration

Preclass Activity: New Testament Women

Welcome and Singing

Centers:

Bible Story: Women in the News

Craft: Fold and Forgive

Scripture Memory: Voices of the Past

NOTE: Allow time for a snack.



3rd and 4th Grades

P
R
E
•
C
L
A
S
S

A Sinful Woman

New Testament Women

The students will preview today's lesson as they look up scriptures about New Testament women.

Materials

For each student:

- pencil

Reproducible Pages:

- Page A, 1 copy for each student

Preparation

Complete the activity on your copy of Reproducible Page A.

Instructions

1. Greet the students as they arrive. Explain that in today's lesson and for the next few weeks they will be learning about women in the New Testament.
2. Distribute the copies of Reproducible Page A and pencils. Tell the students that they will look up the scriptures and fill in the women's names that are missing.
3. Have the students work in partners or small groups.
4. Circulate among the students to offer help and encouragement. As they finish, check their answers using the Answer Key.

Teacher Tips

- Pair visitors and less-skilled students with students who are skilled in finding scripture references.

New Testament Women

Instructions: Look up the following scriptures and write the missing name from the box below in the correct spaces.

Luke 1:57
When it was time for Elizabeth to have her baby, she gave birth to a son.

John 4:7
When a Samaritan woman came to draw water, Jesus said to her, "Will you give me a drink?"

John 11:1-2
Now a man named Lazarus was sick. He was from Bethany, the village of Mary and her sister Martha. This Mary, whose brother Lazarus now lay sick, was the same one who poured perfume on the Lord and wiped his feet with her hair.

Acts 9:36
In Joppa there was a disciple named Tabitha (which, when translated, is Dorcas), who was always doing good and helping the poor.

Acts 16:14
One of those listening was a woman named Lydia, a dealer in purple cloth from the city of Thyatira, who was a worshiper of God. The Lord opened her heart to respond to Paul's message.

Acts 18:26
He began to speak boldly in the synagogue. When Priscilla and Aquila heard him, they invited him to their home and explained to him the way of God more adequately.

Elizabeth	Mary
Lydia	Tabitha
Martha	Priscilla
Mary	Samaritan woman



3rd and 4th Grades

A Sinful Woman

Women in the News

The students will learn about Jesus' forgiving attitude toward two different women.

Materials

For each student:

- pencil

For the teacher:

- large writing surface

Reproducible Pages:

- Page B, 1 copy for each student

Preparation

1. Practice reading the two stories on your copy of Reproducible Page B with emphasis and enthusiasm.
2. Be prepared to assist students with the interactive questions.

Introducing the Bible Story

Open your Bible to Luke. Tell the students these stories are found in Luke 7 and John 8. Explain that in today's lesson the students will learn about Jesus' response to two different women. Both women have sinned, but they show humble hearts and a willingness to repent. Jesus forgives them.

Presenting the Bible Story

Distribute the copies of Reproducible B and pencils. Tell the students that they will read about two women in their copies of "New Testament Women in the News—Volume 1." Have them fill in the missing words as you read. The answers are on the back of this Lesson Card. Spell the words on the large writing surface. After you read "Woman Narrowly Escapes Death," ask the following questions:

- What was this woman's sin? (adultery, which is unfaithfulness between a husband or wife)
- What did the teachers of the Law and the Pharisees want to do with her? (stone her; kill her)
- What was Jesus' response? (He forgave her.)
- How do you think this woman felt? (ashamed; thankful for Jesus' forgiveness)
- Do you think she committed this sin again? (no)

Read the second story "Woman Washes Feet with Tears," and ask the following questions:

- How is this woman described? (sinful; weeping)
- What did Simon, the Pharisee, think about this woman? (looked down on her; she was a sinner)
- What did Simon, the Pharisee, think about Jesus? (He thought, "If Jesus was a prophet, he'd know what kind of a woman she is and he wouldn't let her touch him.")
- What was Jesus' response to this woman? (He loved her; he forgave her.)

Sharing with Others

Ask the students if there is anybody they need to forgive. Ask them if there is anything they need forgiveness for. Remind the students that God wants us to seek forgiveness from him when we sin, and he wants us to forgive others when they have sinned against us. Close with a prayer for the students to have forgiving hearts like Jesus.

Teacher Tips

- Read the two stories with enthusiasm and expression.

A Sinful Woman

Women in the Life of Jesus
Lesson 1

New Testament Women in the News

Volume 1

Answer Key

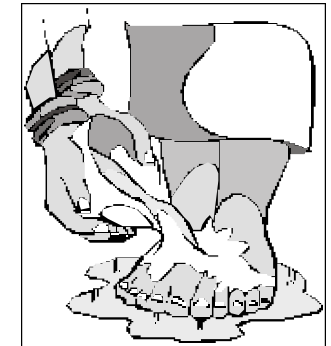


Woman Narrowly Escapes Death (from John 8:1-11)

A large crowd was gathered in the temple to hear Jesus. The teachers of the Law and the Pharisees brought in a woman caught in adultery. They said to Jesus, "Teacher this woman was caught in the act of a d u l t e r y. In the Law, Moses commanded us to s t o n e such a woman. Now what do you say?" Jesus said nothing, but bent down and wrote on the ground with his finger. They kept on questioning him, he said to them, "If anyone of you is without sin, let him be the first to throw a s t o n e at her, Again he stooped down and w r o t e on the ground. Those who heard him began to go away, one at a time, the older ones first, until only Jesus was left, with the woman. Jesus asked her, " Has no one condemned you?" "No one, sir," she said. "Then neither do I c o n d e m n you." Jesus declared. "Go now and leave your life of s i n ."

Woman Washes Feet with Tears (from Luke 7:36-50)

Simon, the Pharisee, invited Jesus to his h o u s e for dinner. When a woman who had lived a sinful life in that town heard that Jesus was eating at the Pharisee's house, she brought an alabaster jar of p e r f u m e, and as she stood behind him at his feet w e e p i n g, she began to wet his feet with her t e a r s . Then she wiped them with her h a i r , kissed them and poured perfume on them. Simon said to himself, "If this man is really a prophet, he would know what kind of woman she is—that she is a s i n n e r ." Jesus knew what Simon thought and said. "Tell me Simon, two men owed money to a certain moneylender. One owed him five hundred denarii, and the other fifty. Neither of them had the money to pay him back, so he canceled the debts of both. Which of them will love him more?" Simon answered, "I suppose the one who had the b i g g e r debt canceled." "You are right," Jesus said. Then he said to Simon, "Do you see this woman? I came into your house. You did not give me any water for my feet, but she wet my feet with her tears and wiped them with her hair. You did not give me a kiss, but this woman from the time I entered has not stopped kissing my feet. You did not put oil on my head, but she has poured perfume on my feet. So, I tell you her many sins are f o r g i v e n for she loved much. But he who has been forgiven little loves little." Jesus said to her, "Your sins are forgiven."



GENERATION
Next
3rd and 4th Grades

C

A Sinful Woman

Fold and Forgive

The students will create folding pictures to remind them that Jesus forgives.

Materials

For each student:

- crayons or markers

For the teacher:

- scissors

Reproducible Pages:

- Page C, 1 copy for each student

Preparation

1. Cut out the folding pictures from the copies of Reproducible Page C.
2. Make a sample of the craft to show the students.

Instructions


1. Introduce the craft as follows: In class today you are learning how Jesus forgave two different women. Both women had done wrong, but both were sorry and needed forgiveness. The religious Pharisees—the leaders of the Israelites—did not offer the women mercy. Instead they judged the women harshly. They even wanted to kill one of the women by throwing rocks at her. Jesus challenged the Pharisees to look into their own hearts and see if they had done anything wrong. One by one the Pharisees realized that they also needed forgiveness. They dropped their stones and left. Jesus did not judge the woman, but forgave her and helped her change. Today we will make a folding picture that shows the scene of this woman's encounter with Jesus and the Pharisees. Show the students your sample with the picture unfolded. Read the question written on the picture. Fold the picture and show them the word "forgive" spelled out with the stones.
2. Distribute the folding pictures you prepared and crayons. Have them color their pictures.
3. Have the students fold the pictures in half, as shown in Figure A. Have them fold back the left panels along the dashed line. See Figure B.
4. Have the students write their names on the backs of their pictures.

Conclusion

This folding picture will remind you what to do when someone apologizes for hurting you. It will remind you to forgive someone instead of being mad or ignoring them. Jesus forgives us so we should forgive others. Close with a prayer asking God for his forgiveness and asking for his help so we can forgive others.

Teacher Tips

- When you instruct the students to fold their pictures, demonstrate this using your sample.
- If necessary, fold the pictures for the students prior to class, as described in Step 3.



3rd and 4th Grades

A Sinful Woman

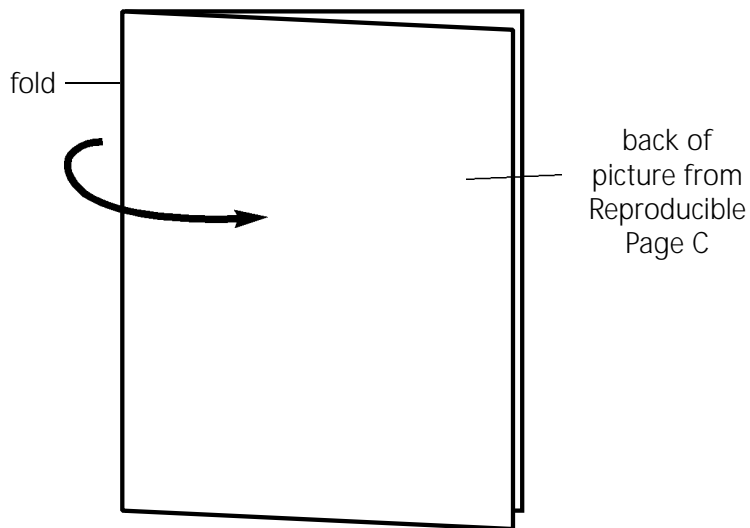


Figure A



Figure B

A Sinful Woman

Voices of the Past

The students will learn and memorize today's Scripture Memory Verse as they practice saying it in different voices.

Scripture Memory Verse

"Therefore, I tell you, her many sins have been forgiven—for she loved much. But he who has been forgiven little loves little."
Luke 7:47

Materials

No additional materials are needed.

Preparation

1. Memorize the Scripture Memory Verse.
2. Practice leading this activity.

Instructions

1. Introduce today's activity: This week you are learning about two sinful women in the New Testament and how Jesus forgave them. You are learning that Jesus loves and forgives people. Jesus' love helps people to stop sinning.
2. Show the students the Scripture Memory Verse on the back of the Lesson Card. Say it to them three times as they follow silently. Point to the words as you say them. Ask the students to say the verse together with you three more times.
3. Ask three students to stand and say the verse together with you. Repeat this until all the students have done it.
4. Divide the students into three groups. Assign each group a character from the Bible Story: Simon, the sinful woman and Jesus. Model the voices for the students, e.g. a loud, pretentious voice for Simon, a soft voice for the sinful woman and a strong, confident voice for Jesus. Tell the students to practice saying the verse in the voice and manner of the assigned person. The group may present together or individually. If there is time, assign each group a different character and repeat the process.

Conclusion

Jesus forgave the woman whose sins were many. By doing this he set an example for us to love others and forgive them even when they sin against us and hurt us. God forgives us when we hurt him and he helps us to forgive others. Close with a prayer thanking God for forgiveness.

Teacher Tips

- Encourage all the students for their participation.

A Sinful Woman

“Therefore, I tell you, her many sins have been forgiven—for she loved much. But he who has been forgiven little loves little.”

Luke 7:47



3rd and 4th Grades

Lesson Objectives

- The students will hear two stories of Jesus and two sinful women.
- The students will describe Jesus' response to the sinful women in these stories.
- The students will name one way to overcome prejudging others.

Lesson Text

John 8:1-11
Luke 7:36-50

Scripture Memory Verse

"Therefore, I tell you, her many sins have been forgiven—for she loved much. But he who has been forgiven little loves little."
Luke 7:47

Lesson Plan

Greeting and Registration

Preclass Activity: Newsworthy Words

Welcome and Singing

Centers:

Life Application: 20/20 Vision

Game: Character's Web

Bible Skills: Who Did It?

NOTE: Allow time for a snack.

Newsworthy Words

The students will review key words from the Bible Story in this word search activity.

Materials

For each student:

- pencil
- Reproducible Pages:
- Page D, 1 copy for each student

Preparation

Complete the activity on your copy of Reproducible Page D.


Instructions

1. Greet the students as they arrive. Remind them that this week they learned about two sinful women and how Jesus forgave them.
2. Distribute the copies of Reproducible Page D and pencils. Tell the students to work with a partner to complete the word search. Encourage the students who did not hear this week's Bible Story to work with those who did.

Teacher Tips

- Use the word search to help the students review this week's Bible Story.

Answer Key



D • R • E • S • S • A • T • C • E • R • T • I • F • I • C • A • T • I • O • N



20/20 Vision

The students will review this week's Bible Story as they identify ways to overcome prejudging people.

Materials

For the teacher:

- 1 high-interest book for students
- 1 old, outdated or technical book
- 1 brightly colored book cover
- 1 brown or gray book cover

Reproducible Pages:

- Page E, 1 copy for the teacher

Preparation

1. Prepare covers for the two books. Cover the high-interest book with the brown cover and cover the outdated book with the colorful cover.
2. Practice leading this activity using these books.

Reviewing the Bible Story

Open your Bible to Luke 7 and then to John 8. Remind the students that they are learning about two sinful women who met Jesus.

Review the Bible Story with the following questions:

- Who were these women? (sinful women)
- Where did Jesus meet them? (at Simon's house; in the temple courts)
- What were these women known for? (unfaithfulness; sinful living; adultery)
- How did the Pharisees treat the woman caught in adultery? (brought her out in public, wanted to put her to death)
- How did Simon treat the woman who washed Jesus' feet with her tears? (looked down on her; thought that she did not deserve to be near or even touch Jesus)
- How did Jesus treat these women? (Even though both of these women did things that were sinful and hurt God, and even though other people looked down on them, Jesus looked at them through eyes of love. He saw that they knew they had sinned and that they wanted to change. He forgave them.)

A Sinful Woman

Women in the Life of Jesus

Lesson 1

Life Application

Show the students the two books you prepared. Ask them which book they would like to read. Show them what is inside the book they picked and show them the other book and what is inside of it. Ask them which book they would rather read. Tell the students that sometimes we judge or prejudge people the same way they prejudged the books. We look on the outside at a person's appearance or their actions and we form an idea about them in our minds. We don't really see what is in their heart.

Tell the students they will take turns thinking about how we prejudge people, and then think of ways to overcome prejudging people. Read the situations from your copy of Reproducible Page E to the students.

Conclusion

Close with a prayer asking God to help them love and forgive other people.

Teacher Tips

- Be prepared to share a way that you have prejudged someone.



3rd and 4th Grades



Character's Web

The students will review the characters from this week's Bible Story as they create a web of yarn.

Materials

For the teacher:

- 1 large ball of yarn
- large writing surface

Preparation

1. Prepare the large writing surface with two groups of words as shown on the back of this Lesson Card.
2. Practice leading this activity.

Instructions

1. Introduce today's activity: This week you have been learning about two sinful women and how Jesus forgave them. Jesus knew about the sin of these two women, yet he forgave them and gave them hope for a better life. The Pharisees did not have the same vision or love for these women as Jesus did. The Pharisees were proud and judging. They thought they were better than these women. They did not love them or want to forgive them. Both women were humble and showed repentance. In your game today, you are going to review the characters from this lesson.
2. Using the large writing surface, briefly review the names of the characters and the describing words.
3. Have the students sit in a circle. Tell them that you will call out a character's name and toss or roll the ball of yarn to one student.
4. That student will catch the yarn, hold onto the string, name one of the describing words for that character and toss or roll the ball to another student.
5. The teacher calls out another character name and the process continues until all students have had a turn and a web design has been made.
6. Repeat as often as time permits.




Conclusion

Ask the students what kind of a character they want to develop. Close with a prayer asking God to help us have characters like Jesus.

Teacher Tips

- If your students did not hear this week's Bible Story, then write the columns next to each other with the matching traits for each person. Have the students read the matching trait to the name that is called out.



Character's Web

Characters

Jesus

Pharisees

Simon

Sinful woman

Woman caught
in adultery

Describing Words

Humble

Forgiving

Proud

Prejudging

Repenting

Loving

Who Did it?

The students will review this week's lesson by describing the actions of the Pharisees and of Jesus.

Materials

For each student:

- pencil
- Reproducible Pages:
- Page F, 1 copy for each student

Preparation

Complete the activity on your copy of Reproducible Page F.

Instructions

1. Introduce today's activity: This week you learned about two sinful women and how Jesus forgave them. Jesus knew about the sin of these two women, yet he forgave them and gave them hope for a better life. The Pharisees did not have the same love for these women as Jesus did. You are going to see that Jesus is very different from the Pharisees.
2. Briefly review this week's lesson by asking the students if they remember what Jesus did in this story and what the Pharisees did.
3. Assign partners. Distribute the copies of Reproducible Page F and do the first problem together as an example. Tell the students to open their Bibles to John 8:3. Ask the students what is the action in this verse. (brought an adulterous woman before a crowd) Ask them who is doing this action. (Pharisees) Show them where to write "Pharisees" in the third column.
4. Tell the students that they can refer to their Bibles to help them find the remaining answers.
5. Circulate among the students to offer assistance.
6. Review the answers all together using the Answer Key on the back of this Lesson Card.

A Sinful Woman

Women in the Life of Jesus Lesson 1

Conclusion

Ask the students to think of something wrong that they have done. Who would you rather talk to about it, Jesus or one of the Pharisees? Why? (Take responses as time allows.) Close with a prayer thanking God for forgiveness.

Teacher Tips

- Bring extra Bibles to class for the students to use who don't bring their own.



3rd and 4th Grades

Who Did It? Questions and Answers

<u>Scripture</u>	<u>Actions or A t titude</u>	<u>Jesus or Pharisee(s)</u>
John 8:3	brought an adulterous woman before a crowd	Pharisees
John 8:8	wrote on the ground	Jesus
John 8:5	wanted to stone the woman	Pharisees
John 8:6	wanted to accuse Jesus	Pharisees
John 8:11	Said, "Neither do I condemn you."	Jesus
Luke 7:38	let a sinful woman wash his feet	Jesus
Luke 7:39	thought he was better than the woman	Pharisee
Luke 7:48	Said, "Your sins are forgiven."	Jesus



3rd and 4th Grades

New Testament Women Name _____

Instructions: Look up the following scriptures and write the missing name from the box below in the correct spaces.

Luke 1:57

When it was time for _____ to have her baby, she gave birth to a son.

John 4:7

When a _____ came to draw water, Jesus said to her, "Will you give me a drink?"

John 11:1-2

Now a man named Lazarus was sick. He was from Bethany, the village of _____ and her sister _____. This _____, whose brother Lazarus now lay sick, was the same one who poured perfume on the Lord and wiped his feet with her hair.

Acts 9:36

In Joppa there was a disciple named _____ (which, when translated, is Dorcas), who was always doing good and helping the poor.

Acts 16:14

One of those listening was a woman named _____, a dealer in purple cloth from the city of Thyatira, who was a worshiper of God. The Lord opened her heart to respond to Paul's message.

Acts 18:26

He began to speak boldly in the synagogue. When _____ and Aquila heard him, they invited him to their home and explained to him the way of God more adequately.

Elizabeth	Mary
Lydia	Tabitha
Martha	Priscilla
Mary	Samaritan Woman



3rd and 4th Grades

New Testament Women in the News

Volume 1

Name _____

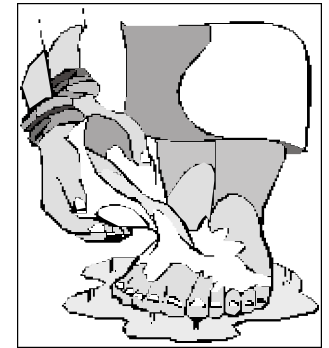


Woman Narrowly Escapes Death (from John 8:1-11)

A large crowd was gathered in the temple to hear Jesus. The teachers of the Law and the Pharisees brought in a woman caught in adultery. They said to Jesus, "Teacher this woman was caught in the act of **a** _____. In the Law, Moses commanded us to **s** _____ such a woman. Now what do you say?" Jesus said nothing, but bent down and wrote on the ground with his finger. They kept on questioning him, he said to them, "If anyone of you is without sin, let him be the first to throw a **s** _____ at her, Again he stooped down and **w** _____ on the ground. Those who heard him began to go away, one at a time, the older ones first, until only Jesus was left, with the woman. Jesus asked her, "Has no one condemned you?" "No one, sir," she said. "Then neither do I **c** _____ you." Jesus declared. "Go now and leave your life of **s** _____."


Woman Washes Feet with Tears (from Luke 7:36-50)

Simon, the Pharisee, invited Jesus to his **h** _____ for dinner. When a woman who had lived a sinful life in that town heard that Jesus was eating at the Pharisee's house, she brought an alabaster jar of **p** _____, and as she stood behind him at his feet **w** _____, she began to wet his feet with her **t** _____. Then she wiped them with her **h** _____, kissed them and poured perfume on them. Simon said to himself, "If this man is really a prophet, he would know what kind of woman she is—that she is a **s** _____." Jesus knew what Simon thought and said. "Tell me Simon, two men owed money to a certain moneylender. One owed him five hundred denarii, and the other fifty. Neither of them had the money to pay him back, so he canceled the debts of both. Which of them will love him more?" Simon answered, "I suppose the one who had the **b** _____ debt canceled." "You are right," Jesus said. Then he said to Simon, "Do you see this woman? I came into your house. You did not give me any water for my feet, but she wet my feet with her tears and wiped them with her hair. You did not give me a kiss, but this woman from the time I entered has not stopped kissing my feet. You did not put oil on my head, but she has poured perfume on my feet. So, I tell you her many sins are **f** _____ for she loved much. But he who has been forgiven little loves little." Jesus said to her, "Your sins are forgiven."



GENERATION
Next
3rd and 4th Grades

Core/Craft
1 copy for each student



What would Jesus
want us to do?

This page intentionally left blank



3rd and 4th Grades

Name _____

Newsworthy Words

Instructions: Find the words from the box below in this word search. The words can be up and down, across, diagonal, or backwards. When you have found all the words, draw pictures of them on the page below.

A	L	P	D	O	R	Q	Z	N	O	R	A	E
E	Q	U	D	T	N	L	O	S	R	L	H	F
W	R	O	T	E	F	M	G	K	A	S	T	O
I	N	Z	O	F	I	R	P	B	I	R	T	M
T	O	J	E	S	U	S	A	D	A	N	O	S
E	S	E	M	B	E	S	U	P	E	A	C	E
A	T	O	U	S	T	O	Q	C	I	M	E	B
R	O	T	F	E	R	R	I	A	H	O	V	C
S	N	O	R	T	L	W	O	U	R	W	A	I
U	E	W	E	S	F	O	R	G	I	V	E	N
W	E	E	P	I	N	G	O	H	R	S	L	R
F	O	Z	T	A	D	U	L	T	E	R	Y	D

TEARS	PERFUME	TRAP	STONE
WROTE	CAUGHT	FORGIVEN	
ALABASTER	HAIR	FEET	
JESUS	WEeping	PEACE	
ADULTERY	WOMAN	SIMON	



3rd and 4th Grades

20/20 Vision

Situation #1

Stanley was a boy in the third grade. He used to like school, but this year he doesn't. He thinks his teacher, Ms. Day, is mean. Stanley feels that Ms. Day is hard on him. It seems like she is always asking him to correct things on his papers. He used to always get As, now he is only getting Bs. Stanley thinks Ms. Day is always picking on him. He tells other students that she is mean and is not a good teacher. Ms. Day told Stanley's mom that she thinks Stanley has a lot of potential. She thinks he can do better work than he is doing. Ms. Day is trying to help Stanley to do his best.

- Has Ms. Day done anything wrong to Stanley?
- What does Stanley think about Ms. Day?
- What does Ms. Day think about Stanley?
- Is Stanley prejudging Ms. Day?
- What is one thing Stanley could do to help this situation? (Answers may vary, but should include talking to her and telling her how he feels.)

Situation #2

Jenny was sure that she had put her lunch money in her pencil case, but when she went to get it at lunchtime it wasn't there. (Good thing for Jenny that the lunch lady gave her a lunch anyway.) The next day the same thing happened. Jenny was puzzled. She thought for sure she had her money. Jenny felt sure that someone had taken it. Immediately she began thinking of who it could be. She thought it must be Monica. Monica never has her lunch money and she's always asking people for money. Monica sits right behind Jenny. Jenny was convinced that Monica did it. Jenny told her friend Sue to stay away from Monica because she is a thief.

- In this story, did Monica do anything wrong to Jenny?
- Why did Jenny think Monica took her money?
- Did Jenny prejudge Monica? How?
- What is one thing Jenny could do to help this situation? (Answers will vary but should include, talk to the teacher about her missing money; talk to Monica; ask others to help her look for her money, etc).
- Suppose Monica did take Jenny's money, what should Jenny do? (Answers may vary but should include forgiveness).



3rd and 4th Grades

Who Did It?

Name _____

<u>Scripture</u>	<u>Actions or A t titude</u>	<u>Jesus or Pharisee(s)</u>
John 8:3	brought an adulterous woman before a crowd	_____
John 8:8	wrote on the ground	_____
John 8:5	wanted to stone the woman	_____
John 8:6	wanted to accuse Jesus	_____
John 8:11	Said, "Neither do I condemn you."	_____
Luke 7:38	let a sinful woman wash his feet	_____
Luke 7:39	thought he was better than the woman	_____
Luke 7:48	Said, "Your sins are forgiven."	_____



3rd and 4th Grades