

WISDOM

LESSON TEXT

Luke 2:40-52

LESSON OBJECTIVES

- The students will discuss how Jesus grew in wisdom.
- The students will identify the Bible as the source for wisdom.
- The students will locate three verses on wisdom from the book of Proverbs.

MATERIALS NEEDED

For each student:

- 1 piece brown craft paper or brown paper bag (12" x 18")
- 1 piece clear contact paper (12" x 18") (optional)
- student's own Bible from home (for fitting Bible cover)

For the teacher:

- scissors
- rubber cement
- construction paper or card-stock paper (a different color per game)
- clear contact paper (optional)
- 1 copy of "Good News from the Kingdom"
- globe or map of the world
- thin magic markers or colored pencils
- glitter for decoration (optional)
- extra Bibles

Reproducible Pages:

- Page A, 2 copies for every 3 to 5 students
- Page B, 2 copies for every 3 to 5 students
- Page C, 1 copy for each student
- Page D, 1 copy for each student
- Page E, 1 copy for each student

LESSON PLAN

Getting Ready

Faithful Instruction
 Teacher Focus
 Teacher Tips
 Preclass Activity: Concentration
 Starting Up
 Welcome and Singing
 Opening Prayer
 Victories
 Good News from the Kingdom

Getting into God's Word

Story: "The Crow and the Pitcher"
 Scripture Study
 Activity: Get with It—Get Wisdom


Getting It to Others

Scripture Memory: Proverbs 4:7
 Weekly Challenge and Snack Time
 Conclusion

SCRIPTURE MEMORY

Wisdom is supreme; therefore get wisdom.

Though it cost all you have, get understanding.
 Proverbs 4:7



FAITHFUL INSTRUCTION

TEACHER FOCUS

Pray before preparing this lesson. Read and meditate on Luke 2:40-52 and Proverbs 4:7. Think about how you seek God's wisdom. Do you have daily times with God? Are you growing in your wisdom from your study of God's word? Do you seek advice from the godly men and women around you? Your maturity in seeking wisdom will have a life-changing impact on your students.

TEACHER TIPS

The circumstances described in the lesson text do not present Jesus as a child prodigy; he too grew in wisdom. A Jewish boy was considered a man, accountable to the law's demands, following his bar mitzvah at thirteen. It was customary for Jewish parents to take their son to the temple one or two years before he turned thirteen. This is an important point for your students. It will help them to understand that they too are to seek wisdom and to grow in it.

Note that today's activity is one in which the students will make covers for their Bibles. Therefore, they will need to have their Bibles with them in order to fit the covers correctly. You may want to call your students to remind them that they will need to have their own Bibles in order to complete the activity.

PRECLASS ACTIVITY

CONCENTRATION

The students will play a game that will help them to learn several Proverbs.

MATERIALS USED

For the teacher:


- scissors
- rubber cement
- construction paper or card stock paper (a different color per game)
- clear contact paper (optional)

Reproducible Pages:

- Page A, 2 copies for every 3 to 5 students
- Page B, 2 copies for every 3 to 5 students

PREPARATION

1. Make one concentration game for each group of three to five students using two copies of Reproducible Page A (Concentration Game Pieces) and two copies of Reproducible Page B (Concentration Game Pieces) for each game.
2. Cut out the verses from the copies of the reproducible pages, making 36 squares (18 verses times two).
3. Cut out 36 three-inch squares of construction paper or card stock paper, using the same color paper for all of the cards in the set.
4. Glue the verses onto the three-inch squares of construction paper.
5. Laminate with clear contact paper to make the cards more sturdy (optional).
6. To make additional games, repeat the same process, using a different color of construction paper for each game so that you can keep the games separate.



INSTRUCTIONS

1. As the students arrive, ask them to sit in groups of three to five. Give each group one set of concentration game cards.
2. Start the games by mixing up the cards and placing each card face down.
3. Have each student take a turn by turning up two cards and reading each card as it is turned up. If the cards match, have those students pick up the pair of cards and place it in front of him/her until the end of game. If a student gets a match, he/she turns up another two cards. If they do not match, the cards are turned back over face down and the next student takes a turn.
4. Play ends when all pairs are collected. The student with the most pairs wins. Ask the students to put the cards together, shuffle and play another game as time permits.

NOTE: Be sure to have the students read each of the cards as they turn them up. This repetition is part of learning the Proverbs.

STARTING UP

WELCOME AND SINGING

Call the students together in a circle. Welcome everyone by name, being sure to recognize anyone who is visiting. Let them know how glad you are to see them and how much you looked forward to being with them. Sing a few great songs.

OPENING PRAYER

Who would like to say a prayer to start today's time together? Let a few students lead the prayer. Encourage the students to mention missing students, special church activities, illnesses and to be especially thankful for the chance to be together.

VICTORIES

Take the time to have the students share about the challenges they were given at the end of last week's class. *Did everyone complete their challenge? How did it go? What fears did you face as you met the challenge to put the lesson into practice? How did everyone do with having consistent quiet times? Would anyone like to share something they learned?*

Praise and encourage all the students' efforts, especially noting any area of significant growth. Offer help and suggestions so they can have even more victories in the coming week.

GOOD NEWS FROM THE KINGDOM

MATERIALS USED

For the teacher:

- 1 copy of "Good News from the Kingdom"
- globe or map of the world



INSTRUCTIONS

Now let's take a few minutes to share "Good News from the Kingdom." Be excited as you read about what is happening around the world. Have a globe or map ready, pointing out the location as you share. Remind your students that the kingdom of God is worldwide and that the victories of our brothers and sisters in other countries can inspire us and spur us on.



GETTING INTO GOD'S WORD

STORY

"THE CROW AND THE PITCHER"

In this story, the crow was faced with a life or death situation. Her first instinct was to hastily use physical force to solve her problem. When she slowed down to think, patience resulted in her "getting wisdom."

MATERIALS USED

Reproducible Pages:

- Page C, 1 copy for each student

INSTRUCTIONS

1. Distribute copies of Reproducible Page C ("The Crow and the Pitcher") to the students.
2. Read the story to the students.
3. Explain and discuss the story concept.
 - *Why did the crow try to use physical force at first?* (impatience / wanting something she thought she should have / desperation)
 - *When are some times that you have felt desperate?* (forgot about a test / lost something you had borrowed / in the middle of a conflict / tempted with_____)
 - *What was your solution?*
 - *How did the crow get a solution?* (She began to seek wisdom. / She patiently worked to solve the problem.)
 - *What does this story tell us about our need for wisdom?* (we don't know it all / need help / have a lot to learn)



SCRIPTURE STUDY

Have the students take out their Bibles and turn to Luke 2:40-52. Select a volunteer to read the passage. Tell the students:

At twelve, Jewish boys were considered almost adults. Therefore, Jesus probably didn't spend a lot of time with his parents during the feast. Those who attended this feast often traveled in caravans for protection from robbers along the Palestinian roads. It was customary for the women and children to travel at the front of the caravan with the men following behind. A twelve-year-old boy conceivably could have been in either group and both Mary and Joseph probably assumed Jesus was with the other one. But when the caravan left Jerusalem, Jesus stayed behind in his discussion with the religious leaders.

Reread verse 46.

- *How did Jesus grow in his wisdom?* (by being around teachers, godly people / by listening / by asking questions)

Reread verse 47.

- *Why were the people amazed at Jesus?* (his understanding and his answers)
- *Do you think they expected a twelve-year-old to have such wisdom and understanding?*
- *What might keep you from asking questions about God?* (embarrassment / doubting there are answers / not considering your questions as important / not thinking much about spiritual things)
- *Where do we find wisdom?* (the Bible)
- *Even though we know we need it to gain wisdom, what distracts us from reading our Bibles daily?* (not planning our time / spending a lot of time in the morning getting ready for school / being lazy about getting up in the morning / entertainment)



GETTING INTO GOD'S WORD

Reread verse 49. Notice how Jesus felt about being in his Father's house.

- What does God want you to look forward to when you are with the church? (worshipping him / learning more about him / class / friendships)
- What are some things you wish your friends at school knew more about? (how to be fair / to know what is right and wrong / how to be a better friend / to know God and Jesus / how to have happier families)
- Do you consider yourself wiser than your friends? Why or why not? (Your students should feel wiser-but not prideful that they are being taught the Bible.)
- Do you want to grow in wisdom? What will you do to make that happen? (be around godly people / ask questions / read and obey the Bible)

ACTIVITY

GET WITH IT—GET WISDOM

The students will make a Bible cover which will remind them of where they can find the wisdom they are seeking.

MATERIALS USED

For the student:

- 1 piece brown craft paper or brown paper bag (12" x 18")
- 1 piece clear contact paper (12" x 18") (optional)
- student's own Bible from home (for fitting Bible cover)

For the teacher:

- scissors
- thin magic markers or colored pencils
- glitter for decoration (optional)
- rubber cement

Reproducible Pages:

- Page D, 1 copy for each student

PREPARATION


1. Measure and cut from brown craft paper (or brown paper bags) a sheet for each student. Each sheet should be 12" x 18" but some students will need to trim this down to fit smaller Bibles.
2. Create a completed example to show to the students.

INSTRUCTIONS

1. Distribute copies of Reproducible Page D (Get with It—Get Wisdom) to each student.
2. Explain to the students that they will be making a book cover for their Bibles. "Get with It—Get Wisdom" is to remind them that we get godly wisdom from our Bibles.
3. Have each student decorate his or her logo from Reproducible Page D using colored markers or pencils and glitter, filling in the letters or background.
4. Have each student cut out the design, leaving a free-form shape around the logo.
5. Using rubber cement, have the students glue their logos to the brown craft paper that has been cut to the appropriate size to cover each student's Bible (approximately 1" overlap on the top and bottom, and 2" on the sides).
6. Have the students "laminare" their entire covers with clear contact paper to make the Bible covers last longer (optional).
7. Have the students put their new covers on their Bibles.

NOTE: If a student already has a cloth or vinyl Bible cover, he or she could complete the design and put it on the inside of the cover.





SCRIPTURE MEMORY

Wisdom is supreme; therefore get wisdom.

Though it cost all you have, get understanding.

Proverbs 4:7

MATERIALS USED

For the teacher:

- extra Bibles

Reproducible Pages:

- Page E, 1 copy for each student

INSTRUCTIONS

1. Give each student a copy of Reproducible Page E (Scripture Memory).
2. Have the students recite the verse aloud together several times.
3. Assign each student a number.
4. Call out a number and have that person quote the first part of the verse.
5. Tell him or her to then call out a number. Have that person quote the second part of the verse and call out a number of a person to quote the first part again, etc.
6. Repeat as time allows.


WEEKLY CHALLENGE AND SNACK TIME

If your students bring a snack, allow them to eat while you explain to them the challenge for the week.

The challenge for this week is for each student to look up three verses from the book of Proverbs that contain the word "wisdom" or "wise." The students may use a concordance to help them. They should write the verses down and share them with friends or family members by reading the verses (in person or on the phone) or by writing them in cards to those people.

CONCLUSION

End the class with a prayer.



WEEKLY CHALLENGE

Using your Bible and a concordance, look up and write out three verses from the book of Proverbs that contain the words "wise" or "wisdom." Share these scriptures with friends or family members.

WISDOM

LESSON TEXT

Luke 2:40-52

LESSON OBJECTIVES

- The students will compare godly wisdom with worldly solutions.
- The students will identify the Bible as the source of godly solutions for life's difficulties.
- The students will locate three verses on wisdom from the book of Proverbs.

MATERIALS NEEDED

For the student:

- pen or pencil
- 1 thin dowel or stick (10" long)
- 1 piece of fabric (8" x 10")
- 1 piece of colored construction paper

For the teacher:

- 2 pieces of poster board (20" x 30")
- string or yarn
- large suitcase (for prop)
- chair (for prop)
- clothes (for prop)
- two magazines, a novel and a hat (for props)
- green construction paper
- talcum powder
- feather duster
- scissors
- markers
- rubber cement or glue
- old buttons or beads (optional)
- extra Bibles

Reproducible Pages:

- Page F, 1 copy for each student
- Page G, 2 copies for the teacher
- Page H, 1 copy for each student

LESSON PLAN

Getting Ready

- Faithful Instruction
 - Teacher Focus
 - Teacher Tips
- Preclass Activity: God's Wisdom Versus Man's Solutions
- Starting Up
 - Welcome and Singing
 - Opening Prayer and Review
 - Great News Sharing

Getting into God's Word


- Scripture Study
- Activity: The Diary of a Bible

Getting It to Others

- Scripture Memory: Proverbs 4:7
- Weekly Challenge and Snack Time
- Conclusion

SCRIPTURE MEMORY

Wisdom is supreme; therefore get wisdom.
Though it cost all you have, get understanding.
Proverbs 4:7



FAITHFUL INSTRUCTION

TEACHER FOCUS

Pray before preparing this lesson. Read and meditate on Luke 2:40-52 and Proverbs 4:7. Think about how you seek God's wisdom. Do you have daily times with God? Are you growing in your wisdom from your study of God's word? Your wisdom will have a life-changing impact on your students.

TEACHER TIPS

Create one or two wall hangings for today's activity to use as examples for the students. The fabric is not a necessity for this project. You may also choose to use a second piece of construction paper, wallpaper samples or colored poster board to back the wall hanging.

PRECLASS ACTIVITY

GOD'S WISDOM VERSUS MAN'S SOLUTIONS

The students will complete a worksheet that will help them to gain a greater understanding of the difference between man's wisdom and God's wisdom.

MATERIALS USED

For the student:

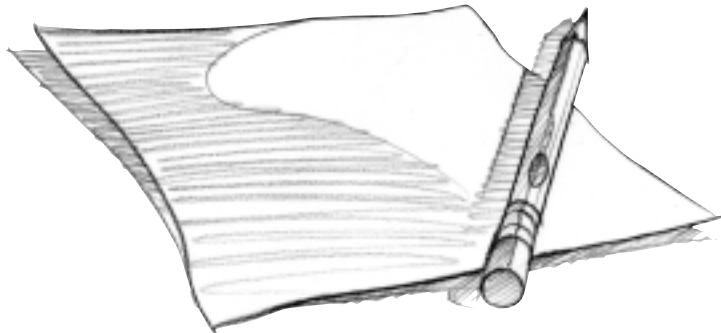
- pen or pencil


Reproducible Pages:

- Page F, 1 copy for each student

INSTRUCTIONS

1. Distribute copies of Reproducible Page F (God's Wisdom Versus Man's Solutions) and a pen or pencil to the students as they arrive.
2. Help each student to understand the instructions to complete the worksheet.
3. As the students complete the worksheet, have them pair up with another student and compare and discuss their answers.





STARTING UP

WELCOME AND SINGING

Call the students together in a circle. Welcome everyone by name, being sure to recognize anyone who is visiting. Let them know how glad you are to see them and how much you looked forward to being with them. Sing a few great songs.

OPENING PRAYER AND REVIEW

- Open with one of the students praying for each student to be growing in wisdom and seeking God more each day.
- Have one student recite the memory verse for this lesson: Proverbs 4:7.
- Have a student briefly review the previous lesson (Core Lesson).

GREAT NEWS SHARING

Allow several minutes for the students to share great news about their lives. This could be about a family member who became a disciple, someone healed from an illness, someone studying the Bible, great grades, etc. Remind the students to be brief so that as many as possible can share.





SCRIPTURE STUDY

Ask the students to take out their Bibles and turn to Luke 2:40-52. Select two volunteers to share the reading of the passage. Ask the students to talk about what they learned from the story during the previous lesson. Get as many students as possible to participate and share aspects that were significant to them. Discuss with the students how Jesus as a twelve-year-old looked to God for wisdom.

- *How can you look to God for wisdom?* (read the Bible / be around godly people / ask questions / listen to answers)
- *What situations have come up this week that required you to seek wisdom?*
- *Where did you look for wisdom?*
- *What did you find?*
- *What kind of advice do you sometimes get from friends at school who are not seeking to follow the Bible? Are you tempted to go with their advice at times?*
- *How is God's wisdom often different from the wisdom of kids at school?*

ACTIVITY

A DIARY OF A BIBLE

The students will see a skit about how the Bible should and shouldn't be used, and then will make a wall hanging to remind them to seek wisdom.

MATERIALS USED:

For each student:

- 1 thin dowel or stick (10" long)
- 1 piece of fabric (8" x 10")
- 1 piece of colored construction paper

For the teacher:

- two pieces of poster board (20" x 30")
- string or yarn
- large suitcase (for prop)
- chair (for prop)
- clothes (for prop)
- two magazines, a novel and a hat (for prop)
- green construction paper
- talcum powder
- feather duster
- scissors
- markers
- rubber cement or glue
- old buttons or beads (optional)

Reproducible Pages:

- Page G, 2 copies for the teacher
- Page H, 1 copy for each student





PREPARATION

1. You will be playing the part of the Bible and speaking the entries from each day from Reproducible Page G ("A Diary of a Bible"). Your assistant will be the narrator—announcing the dates of each entry, assisting in placing the four-leaf clovers, etc.
2. Make a prop of a Bible to wear as a costume. Using the two pieces of poster board, punch holes in the top, threading string or yarn through the holes. One piece is the back and one is the front.
3. Write the words "HOLY BIBLE" in big letters on the front piece.
4. Make two large four-leaf clovers from the green construction paper.
5. Select the other props to take to class with you: the suitcase, the powder (sprinkle a little on the Bible costume so that it needs to be dusted), the duster, the clothes for the suitcase, the magazines, novel and hat.
6. Practice the skit several times with your assistant.



front




back

INSTRUCTIONS

1. Perform the skit with another teacher for the students, using the props you have prepared and using the dialog from Reproducible Page G. Be animated and energetic!
2. Following the skit, discuss with the students how they feel about times they didn't read their Bibles.
 - *Why is it difficult for us to read the Bible daily?* (We think we are too busy. / We put other things first. / We think it can wait till later, etc.)
 - *How might God feel when we don't pick up his word and read it?* (disappointed, unloved)
3. Discuss with the students the importance of reading the Bible daily, what it has to offer and how Satan makes special efforts to keep us out of the Bible because of the impact it has on our lives.
4. Give a copy of Reproducible Page H (Memory Verse for Wall Hanging) to each student.
5. Explain to the students that they will be making a wall hanging to remind them to be seeking wisdom. Give the following directions:
 - Cut around the border, color the verse with markers and decorate it if desired.
 - Mount the verse with rubber cement onto the materials provided. First glue it to a piece of construction paper the same size as the box to make it sturdier.
 - Mount the verse onto another piece of construction paper or onto a piece of fabric a little larger than the first so that it makes a border.
 - If using fabric, leave an extra 1 1/2" across the top to fold down, creating a pocket to hold the dowel. Glue this fabric down and slide the dowel through. Attach a piece of yarn or string to both ends of the stick so that it can be hung on the wall.
 - If using construction paper, poke a hole in each of the top corners and thread the yarn through it.

NOTE: If using fabric, have a selection for both the boys and the girls to use that would be appropriate for each. For the girls you may choose some florals or pastels, and for the boys denims, burlaps or plain fabrics. You might also provide old buttons or beads to glue on the fabric area as decoration. Be creative. (Have some completed examples to show how they might look and to give the students an idea of how to do theirs.)



SCRIPTURE MEMORY

Wisdom is supreme; therefore get wisdom.

Though it cost all you have, get understanding.

Proverbs 4:7

MATERIALS USED

For the teacher:

- extra Bibles

INSTRUCTIONS

1. Ask the students for volunteers to recite the memory scripture for the week.
2. After several have quoted the verse, ask the students to open their Bibles to Proverbs 4:7 and recite it together as a class two or three times.
3. Discuss with the students that godly wisdom is very valuable to our lives and discuss some of the "costs" of wisdom.

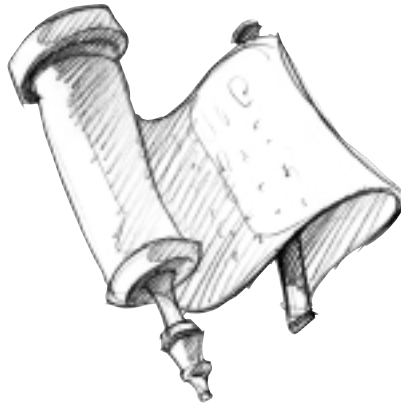
WEEKLY CHALLENGE AND SNACK TIME

If your students bring a snack, allow them to eat while you explain to them the challenge for the week.

Remind the students to complete their weekly challenge before the next class. The challenge was to look up three verses from the book of Proverbs that have the word "wisdom" or "wise" in them by using a concordance. They are to read these verses to friends or family members or write them in cards to them.

CONCLUSION

End the class with a prayer.



WEEKLY CHALLENGE

Using your Bible and a concordance, look up and write out three verses from the book of Proverbs that contain the words "wise" or "wisdom." Share these scriptures with friends or family members.



CONCENTRATION GAME PIECES

<p>Blessed is the man who finds wisdom...</p> <p>Proverbs 3:13</p>	<p>Do not be wise in your own eyes...</p> <p>Proverbs 3:7</p>	<p>Get wisdom, get understanding...</p> <p>Proverbs 4:5</p>
<p>...for wisdom is more precious than rubies...</p> <p>Proverbs 8:11</p>	<p>The wise in heart accepts commands...</p> <p>Proverbs 10:8</p>	<p>...fools despise wisdom...</p> <p>Proverbs 1:7</p>
<p>...a wise man listens to advice.</p> <p>Proverbs 12:15</p>	<p>...your wisdom will reward you...</p> <p>Proverbs 9:12</p>	<p>A wise man fears the LORD...</p> <p>Proverbs 14:16</p>
<p>...Wisdom brightens a man's face...</p> <p>Ecclesiastes 8:1</p>	<p>..."The fear of the LORD—that is wisdom..."</p> <p>Job 28:28</p>	<p>How much better to get wisdom than gold...</p> <p>Proverbs 16:16</p>



CONCENTRATION GAME PIECES

<p>A wise man's heart guides his mouth...</p> <p>Proverbs 16:23</p>	<p>...he who walks in wisdom is safe.</p> <p>Proverbs 28:26</p>	<p>Wisdom is better than weapons of war...</p> <p>Ecclesiastes 9:18</p>
<p>A wise man has great power...</p> <p>Proverbs 24:5</p>	<p>...wise men turn away anger.</p> <p>Proverbs 29:8</p>	<p>..."Wisdom is better than strength."</p> <p>Ecclesiastes 9:16</p>

THE CROW AND THE PITCHER

Once there was a thirsty crow. She had flown a long way looking for water to drink.

Suddenly she saw a pitcher. She flew down and saw it held some water, but it was so low in the pitcher that she could not reach it.

"But I must have that water," she cried. "I am too weary to fly farther. What shall I do? I know! I'll tip the pitcher over."

She beat it with her wings, but it was too heavy. She could not move it.

Then she thought awhile. "I know now! I will break it! Then I will drink the water as it pours out. How good it will taste!"

With beak and claws and wings she threw herself against the pitcher. But it was too strong.

The poor crow stopped to rest. "What shall I do now? I cannot die of thirst with water close by. There must be a way, if I only had wisdom enough to find it out."

After a while the crow had a bright idea. There were many small stones lying about. She picked them up one by one and dropped them into the pitcher. Slowly the water rose, till at last she could drink it.

How good it tasted!

"There is always a way out of hard places," said the crow, "if only you have the wisdom to find it."



Get With It

Get wisdom

SCRIPTURE MEMORY

Wisdom is supreme; therefore get wisdom.
Though it cost all you have, get
understanding.

PROVERBS 4:7

WEEKLY CHALLENGE

Using your Bible and a concordance, look up and write out three verses from the book of Proverbs that contain the words "wise" or "wisdom." Share these scriptures with friends or family members.

This page intentionally left blank.



GOD'S WISDOM VERSUS MAN'S SOLUTIONS

Look at the problems below. Each problem has some typical "man's solutions" and appropriate "God's solutions." Write your answers in the corresponding columns (the number under "Man's Solution" and the letter under "God's Solution").

NOTE: You may have more than one answer for any situation.

PROBLEM:	MAN'S SOLUTION	GOD'S SOLUTION
I lost my homework.	_____	_____
My friend told me to get lost.	_____	_____
My parents are fighting.	_____	_____
My friend made me mad.	_____	_____
My friends want me to take drugs/drink alcohol.	_____	_____
My friend wants me to lie.	_____	_____
Someone is gossiping about the new kid at school.	_____	_____
My teacher doesn't like me.	_____	_____
My little sister/brother is a pain.	_____	_____
I have a very difficult test at school.	_____	_____

MAN'S SOLUTIONS

1. sneak and cheat
2. don't trust
3. retaliate
4. look out for yourself
5. go along with the crowd
6. be anxious
7. lie about it
8. make it happen
9. get angry/be forceful
10. ignore the problem
11. get drunk
12. gossip
13. don't worry, everybody does it


GOD'S SOLUTIONS

- A. get advice
- B. forgive
- C. love more
- D. turn the other cheek
- E. read the Bible
- F. discipline your child
- G. share with others
- H. pray
- I. be patient
- J. be truthful
- K. be joyful
- L. deny yourself
- M. stand up for what's right

A DIARY OF A BIBLE

- January 15: "I've been resting quietly for a week. The first few nights after the first of the year my owner read me regularly, but now he has forgotten me, I guess."
- February 2: "Cleaned up. I was dusted today, along with other things, and put back in my place."
- February 22: "My owner used me for a short time after dinner. Looked up a few references. Going to Sunday school tomorrow."
- March 7: "Cleaned up. Dusted, and in my old place again. Have been down in the lower hall since my trip to Sunday school."
- April 2: "Busy day. My owner led a Christian Endeavor [group] meeting and had to look up references. He had an awful time finding me, although I was right there in my place all the time."
- May 5: "In Grandma's lap. She is here on a visit. Today she let a tear drop on Colossians 2:5-7."
- May 6: "In Grandma's lap again this afternoon. She spent most of her time on 1 Corinthians 13, and the last four verses of the fifteenth chapter."
- May 7-9: "In Grandma's lap every afternoon now. It's a comfortable spot. Sometimes she reads me, and sometimes she talks to me."
- May 10: "Grandma's gone. Back in my old place again. She kissed me goodbye."
- June 4: "Had a couple of four-leaf clovers stuck in me today."
- July 1: "Packed in a suitcase with clothes and other things. Off on a vacation, I guess."
- July 7: "Still in the suitcase."
- July 10: "Still in the suitcase. Almost everything else has been taken out."
- July 15: "Home again and in my old place. Quite a journey, although I don't see why I went, for I was never taken out of the suitcase."
- August 1: "Rather stuffy and hot. Have two magazines, a novel and an old hat on top of me. Wish they would take them off."
- September 10: "Cleaned up. Dusted and set right again."
- September 22: "Used by Mary a few minutes today. She was writing a letter to a friend whose brother died and wanted an appropriate verse."
- October 1: "Back in my old place again. Not even dusted this week. I seem to be used only for emergencies. Wonder why they bother with me at all."

³ "A Tale of Two Diaries," *Moral of the Story*, ed. Jerry Newcombe (Nashville: Broadman & Holman Publishers, 1996), 290-292.



WISDOM IS SUPREME;
THEREFORE GET
WISDOM.
THOUGH IT COST ALL
YOU HAVE,
GET UNDERSTANDING.
PROVERBS 4:7