

# Kingdom Parables

## Lesson Objectives

- The students will retell one kingdom parable.
- The students will state that God wants the kingdom to grow.
- The students will state that God wants them to be in his kingdom.

## Lesson Text

Matthew 13

## Scripture Memory Verse

"But the seed on good soil stands for those with a noble and good heart, who hear the word, retain it, and by persevering produce a crop."  
*Luke 8:15*

## Lesson Plan

Greeting and Registration

Preclass Activity: Remember When?

Welcome and Singing


Centers:

Bible Story: God's Storyteller

Craft: Growing Seed

Scripture Memory: Flower Power

NOTE: Allow time for a snack.



P  
R  
E  
•  
C  
L  
A  
S  
S

# Kingdom Parables

## Remember When?

The students will match previous memory scriptures to their correct references.

### Materials

For each student:

- pencil

Reproducible Pages:

- Page A, 1 copy for each student

### Preparation

Complete the activity on your copy of Reproducible Page A.

### Instructions

1. Greet the students as they arrive. Tell them that today they will be learning about Jesus' parables about the kingdom. Explain that their Preclass Activity will be a review of their Scripture Memory Verses from this unit.
2. Distribute the copies of Reproducible Page A and pencils. Tell the students to work with a partner to match previous Scripture Memory Verses to their correct references. Encourage them to try and do it from memory first and then check their answers with the Bible.
3. Circulate among the students to offer help and answer questions. Check their answers with your Answer Key.
4. Make sure they put their names on their pages.

### Teacher Tips

- Make sure to offer extra help to struggling readers or visiting students who are not familiar with the Bible.

### Remember When?

Draw a line from the Scripture reference in the left column, to the matching verse in the right column.  
Try it first from memory, and then check your answers in the Bible.

- |                  |   |
|------------------|---|
| 1. Matthew 8:7   | a) The virgin will be with child and will give birth to a son, and they will call him Immanuel—which means, "God with us."                      |
| 2. 1 Peter 1:22  | b) But seek first his kingdom and his righteousness and all these things will be given to you as well.  |
| 3. Psalm 46:1    | c) God is our refuge and strength,<br>an ever-present help in trouble.  |
| 4. John 11:25    | d) Therefore, since we are receiving a kingdom that cannot be shaken, let us be thankful, and so worship God acceptably with reverence and awe. |
| 5. Psalm 121:2   | e) But the seed on good soil stands for those with a noble and good heart, who hear the word, retain it, and by persevering produce a crop.     |
| 6. Hebrews 12:28 | f) Love one another deeply, from the heart.   |
| 7. Luke 8:15     | g) My help comes from the LORD,<br>the Maker of heaven and earth.   |
| 8. Matthew 1:23  | h) Jesus said to him, "I will go and heal him."   |
| 9. Matthew 6:33  | i) Jesus said to her, "I am the resurrection and the life. He who believes in me will live, even though he dies."                               |
| 10. Matthew 4:19 | j) "Come follow me," Jesus said, "and I will make you fishers of men."  |

# Kingdom Parables

## God's Storyteller

The students will hear Jesus' parables about the kingdom from Matthew 13.

### Materials

For the teacher:

- package of seeds
- flower pot with soil inside
- several mustard seeds
- a package of yeast
- lump of dough
- a jewelry box (to represent a "treasure")
- a string of costume pearls

NOTE: The materials for this activity will help to illustrate the parables from this lesson. Obtain as many as possible, and use pictures of things you are unable to obtain.

### Preparation

Practice presenting the parables in this Bible Story with great energy and enthusiasm.

### Introducing the Bible Story

Open your Bible to Matthew 13. Tell the students that today's Bible Story comes from the New Testament book of Matthew. *One way that Jesus taught the people was in parables. A parable was a simple story that told a spiritual truth. Jesus used parables to help the people understand God and his kingdom. In his parables, Jesus compared the kingdom of God to a farmer who went out to plant his seeds, and to a mustard seed that grew into a great tree, and to a treasure. In each of these stories, Jesus helped the people to understand that God wants his kingdom to grow and he wants lots of people—and each one of you—to be a part of it!*

Tell the students that they will hear five of Jesus' parables about the kingdom, and then they will each have a chance to tell one themselves.

### Presenting the Bible Story

Show the students the seeds and flowerpot with soil inside. Use these to help tell the first parable from Matthew 13:3-9:

*"...A farmer went out to sow his seed. As he was scattering*

*the seed, some fell along the path, and the birds came and ate it up. Some fell on rocky places, where it did not have much soil. It sprang up quickly, because the soil was shallow. But when the sun came up, the plants were scorched, and they withered because they had no root. Other seed fell among thorns, which grew up and choked the plants. Still other seed fell on good soil, where it produced a crop—a hundred, sixty or thirty times what was sown. He who has ears, let him hear."*

- What spiritual lesson do you think Jesus wanted to teach the people? (Take a few brief responses.) Then read the following from Jesus' explanation in Matthew 13:18-23.

*"Listen then to what the parable of the sower means: When anyone hears the message about the kingdom and does not understand it, the evil one comes and snatches away what was sown in his heart. This is the seed sown along the path. The one who received the seed that fell on rocky places is the man who hears the word and at once receives it with joy. But since he has no root, he lasts only a short time. When trouble or persecution comes because of the word, he quickly falls away. The one who received the seed that fell among the thorns is the man who hears the word, but the worries of this life and the deceitfulness of wealth choke it, making it unfruitful. But the one who received the seed that fell on good soil is the man who hears the word and understands it. He produces a crop, yielding a hundred, sixty or thirty times what was sown."*

Show the students the mustard seeds, the yeast and the bread dough. Use these to help tell the parables of the mustard seed and the yeast from Matthew 13:31-33.

*"...The kingdom of heaven is like a mustard seed, which a man took and planted in his field. Though it is the smallest of all your seeds, yet when it grows, it is the largest of garden plants and becomes a tree, so that the birds of the air come and perch in its branches."*



3rd and 4th Grades

# Kingdom Parables

*He told them still another parable: "The kingdom of heaven is like yeast that a woman took and mixed into a large amount of flour until it worked all through the dough."*

- *What spiritual lesson do you think Jesus wanted to teach the people? (Take a few brief responses.)* Explain that God's kingdom can start with one or two people and grow into a great big group of people. God wants his kingdom to grow. God can also take a few people and they can grow and influence a whole other group of people, like the yeast in the bread.

Show the students the jewelry box and pearls. Use these to help tell the parables of the hidden treasure and the pearl from Matthew 13:44-46.

*"The kingdom of heaven is like treasure hidden in a field. When a man found it, he hid it again, and then in his joy went and sold all he had and bought that field."*

*Again, the kingdom of heaven is like a merchant looking for fine pearls. When he found one of great value, he went away and sold everything he had and bought it."*

- *What spiritual lesson do you think Jesus wanted to teach the people? (Take a few brief responses.)* Explain that God's kingdom is like finding a precious treasure. We must be willing to give up everything we have so that we can buy the treasure. This is also like God, who is always looking for people to come into his kingdom. God gave up something precious to him, Jesus, so that we could enter the kingdom.


Divide the students into three small groups or pairs. Give each one the props for one of the parables. Have the students present parables in their own words using the props.

## Sharing with Others

Ask the students who they will share one of today's parables with this week. Close with a prayer for the students to see how much God wants each of them to enter his kingdom.

## Teacher Tips

- Mustard seeds, yeast and frozen bread dough can all be purchased at most grocery stores. Although the frozen bread dough will already have the yeast added, you can use it to illustrate the story. Make sure to thaw the dough before class.



C

R

A

F

T

# Kingdom Parables

## Growing Seed

The students will make pictures reminding them of the Jesus' parable of the mustard seed.

### Materials

*For each student:*

- 1 piece of construction paper, 9" x 12"
- crayons or markers
- glue stick
- several mustard seeds

*For the teacher:*

- scissors

*Reproducible Pages:*

- Page B, 1 copy for each student

### Preparation

1. Cut out the pictures from the copies of Reproducible Page B.
2. Make a sample craft to show the students.

### Instructions


1. Introduce today's activity: *In today's lesson, you are learning some parables about God's kingdom, the church. Show the students your craft, pointing out the size of the mustard seed in relation to the size of the mustard plant. Point out how much bigger the mustard plant is in relation to the other plants. That is how large and fast the kingdom can grow. In today's activity, you will make a picture like this! This will help you to always remember the parable of the mustard seed.*
2. Distribute the pictures you prepared, glue sticks and construction paper. Have the students glue their pictures to the center of their construction paper.
3. Give the students several mustard seeds to glue onto their pictures.
4. Distribute the crayons and have the students color their pictures. Make sure they put their names on their crafts.

### Conclusion


Close with a prayer, having the students thank God for his fast-growing kingdom.

### Teacher Tips

- If you have time and extra mustard seeds, have the students outline the border of their pictures with the seeds.



Mai-Ling



Mai-Ling

Finished Craft

# Kingdom Parables

## Flower Power

The students will learn and memorize today's Scripture Memory Verse through this fun picture activity.

### Scripture Memory Verse

"But the seed on good soil stands for those with a noble and good heart, who hear the word, retain it, and by persevering produce a crop."

*Luke 8:15*

### Materials

*For each student:*

- pencil
- envelope

*For the teacher:*

- scissors

*Reproducible Pages:*

- Page C, 1 copy for each student

### Preparation

1. Cut out the puzzle pieces for each student from the copies of Reproducible Page C. Place each puzzle in an envelope.
2. Practice leading this activity.

### Instructions

1. Introduce today's activity: *In your lesson this week, you are learning some of Jesus' parables about the kingdom of God. Jesus told stories, called parables, to help the people understand what the kingdom of God was like. In your Scripture Memory Verse, you will learn about one of the parables that Jesus taught the people.*
2. Show the students the Scripture Memory Verse on the back of this Lesson Card. Say it to them three times while they follow along. Ask them to say it together with you three more times.
3. Say the verse to the students in the following phrases, having the students repeat after you each time:  
*But the seed on good soil* (Students repeat.)  
*stands for those with a noble and good heart,* (Students repeat.)  
*who hear the word,* (Students repeat.)  
*retain it,* (Students repeat.)

*and by persevering produce a crop.* (Students repeat.)

*Luke 8:15* (Students repeat.)

Do this three times, increasing the speed with each one.

4. Repeat Step 3, combining the phrases in the following way:  
*But the seed on good soil stands for those with a noble and good heart,* (Students repeat.)  
*who hear the word, retain it,* (Students repeat.)  
*and by persevering produce a crop.* *Luke 8:15* (Students repeat.)
5. Ask each student to say the verse together with you to the rest of the group.
6. Show the students the puzzles you prepared. Distribute them to the students and have them put their puzzles together. Encourage them to work with another student. Make sure they write their names on their envelopes and collect all their puzzle pieces.
7. Ask for volunteers to say the verse from memory.

### Conclusion

Ask the students what they think a noble or good heart is. Explain that in this parable, Jesus wants people to see that they will be blessed if they will hear God's word, believe and do what it says. Close with a prayer for the students to want to be the "good soil."

### Teacher Tips

- Encourage the students to bring their puzzles home and teach today's verse to someone in their family.



“But the seed on good soil stands for those with a noble and good heart, who hear the word, retain it, and by persevering produce a crop.”

Luke 8:15



## Lesson Objectives

- The students will retell one kingdom parable.
- The students will state that God wants the kingdom to grow.
- The students will state that God wants them to be in his kingdom.

## Lesson Text

Matthew 13

## Scripture Memory Verse

"But the seed on good soil stands for those with a noble and good heart, who hear the word, retain it, and by persevering produce a crop."

*Luke 8:15*

## Lesson Plan

Greeting and Registration

Preclass Activity: The Kingdom Tree

Welcome and Singing

Centers:

Life Application: Who Am I?

Game: Seed Toss

Bible Skills: Kingdom Sword Drills

NOTE: Allow time for a snack.

D  
R  
E  
•  
E  
C  
•  
A  
S  
S

## The Kingdom Tree

The students will review ideas from this week's lesson as they complete this activity.

### Materials

*For each student:*

- pencil
- crayons and markers

*Reproducible Pages:*

- Page D, 1 copy for each student

### Preparation

Complete the activity on your copy of Reproducible Page D.

### Instructions

1. Greet the students as they arrive. Remind them that they have been learning some of Jesus' parables—or stories—about the kingdom.
2. Have the students work with a partner. Have any students who did not hear this week's Bible Story work with those who did. Distribute the copies of Reproducible Page D, pencils and crayons.
3. Circulate among the students to offer help and encouragement.
4. Have the students color their trees when they have completed the activity.

### Teacher Tips

- Bring in a book or picture of the actual size of a tree grown from a mustard seed to show the students.

**Who Am I?**

The students will review this week's Bible Story as they consider how much God wants them to be a part of his kingdom.

**Materials**

For the teacher:

- scissors

Reproducible Pages:

- Page E, 1 copy for the teacher

**Preparation**

1. Cut out the four pictures from your copy of Reproducible Page E and place them where the students can see them.
2. Read Matthew 13:1-23 to review this week's Bible Story.

**Reviewing the Bible Story**

Open your Bible to Matthew 13. Remind the students that this week's Bible Story comes from the New Testament books of Matthew and Luke. *In your Bible Story this week you heard a parable from Matthew 13. Jesus compared the kingdom of God to a farmer who went out to plant his seeds. The seeds fell on four different kinds of soil (or dirt): the path which was hard and barren; the rocky soil which was very shallow and dry; the thorny soil which was choked out by weeds; and the good soil which produced fruit. Jesus used this parable to show people what they are like to God: hard and uninterested in God; shallow with a superficial faith; worried and distracted to the point of losing faith; or good hearted and fruitful. Jesus wanted us to see who we are so that we will know how to change.*

**Life Application**

Use the following questions and the pictures to discuss with the students the four types of soils—and the four types of hearts—described by Jesus.

The Path

*A path is hard because it has been walked on again and again. Seeds that fall on the path will just lie there until the birds eat them. A person who is like this will not have a growing faith.*

- What makes people "hard" or unreceptive to learning about God?

The Rocky Soil

*A rocky soil is shallow. It is not deep enough for roots to grow. Seeds that fall on rocky soil will only grow a little bit and then they will die. A person who is like this will only have a superficial faith. In difficult situations, their faith will not last.*

- Why are people superficial in their faith?

The Thorny Soil

*A thorny soil is deeper, but it is filled with weeds. Seeds that fall on this soil may grow deep roots, but the roots will be choked out and the plants will eventually die. A person who is like this may have a strong faith, but eventually their worries about life and money will cause them to lose their faith in God.*

- What do you worry about the most?

The Good Soil

*A good soil is deep and it is ready for a seed to grow in it. It does not have anything to stop it from growing. Seeds that fall in this soil will grow and produce fruit that will keep growing and producing more fruit! A person who is like this soil has a strong faith and will not let anything—not worries, or fears, or persecutions—stop his faith in God.*

- How does it make you feel to know that God wants you to have a deep faith that will help others to know and love him?

**Conclusion**

Tell the students that God wants his kingdom to grow. That means he wants lots of people to come into the church—his kingdom on earth. Ask the students which soil they think they are most like. Encourage them that they can change and become like the good soil by removing the "weeds" and "rocks" in their lives through prayer and learning from disciples with strong faith. Close with a prayer for the students to grow in faith to one day enter God's kingdom.

**Teacher Tips**

- Bring in additional props such as rocks and weeds (or pictures of them) to enhance the discussion.



**3rd and 4th Grades**



### Seed Toss

The students will review this week's Bible Story as they play this game.

#### Materials

*For the teacher:*

- 4 cups of birdseed
- 4 small, seal-tight plastic bags
- 1 piece of poster board, 22" x 28"
- marker
- masking tape
- paper
- pencil

NOTE: 4 beanbags may be substituted for the 4 bags of seed described below.

#### Preparation

1. Make four "beanbags" by sealing one cup of birdseed into each plastic bag. Reinforce the seal and other sides with tape.
2. Draw a large game board to fill up the poster board, using the example on the back of this Lesson Card.

#### Instructions

1. Introduce today's activity: *In your Bible Story this week, you have been learning some of Jesus' parables about the kingdom. Jesus told stories about simple things like seeds and trees, to help people understand important spiritual truths about God's kingdom. These simple stories are called parables. In today's game, you will review the four kinds of soil and what each one represents to God.*
2. Show the students the poster you prepared. Divide the students into two teams. Tell them that they will take turns tossing the bags onto the poster to earn points and answer questions.
3. Place the poster about three to four feet away from the students before they toss. (closer if needed) Have the students take turns throwing all three bags. For each one, total his points and keep track of each player's score.



4. If a student tosses a bag onto a question, then he may talk with his teammates and use his Bible to answer the question. The students may have two minutes to answer a question or it goes to the other team.
5. Play as many rounds as time will permit. Repeat questions or make up your own, based on what the students have learned.

#### Seed Toss Questions

The following questions should be asked to a student if he tosses his beanbag onto a space marked with a question mark. Award the amount of points indicated if they answer correctly.

- *Jesus used simple stories to help people understand the kingdom of God. What are these simple stories called?* (parables) 5 points
- *True or False: God wants his kingdom to grow.* (True) 5 points
- *True or False: God wants you to be in his kingdom.* (True) 5 points
- *Tell one of the parables of the kingdom you have learned.* (Answers will vary.) 10 points
- *Tell the four kinds of soils in the parable of the soils.* (path; rocky; thorny; good) 10 points


NOTE: It is acceptable for the students to use the game board to help them answer this question.

#### Conclusion

Ask the students how it makes them feel to know that God wants them to be in his kingdom. Close with a prayer thanking God for giving all of us the opportunity to be in his kingdom.

#### Teacher Tips

- Find a way to anchor the game board to the floor so that it does not slide around. Be careful that masking tape can be easily removed. Do not use masking tape on carpeted surfaces.



<p>Hard Soil</p> <p>0 points</p>	<p>The Kingdom grows!</p> <p>10 points</p>	<p>Thorny Soil</p> <p>2 points</p>
<p>?</p>	<p>Good Soil</p> <p>5 points</p>	<p>?</p>
<p>Rocky Soil</p> <p>1 point</p>	<p>?</p>	<p>Noble and Good heart</p> <p>10 points</p>

## Kingdom Sword Drills

The students will review and challenge their ability to find scriptures about the kingdom through timed drills.

### Materials

*For the teacher:*

- watch or timer with a second hand
- large writing surface

### Preparation

1. On the large writing surface, neatly print two headings: Old Testament and New Testament.
2. Mark your Bible at the passages listed in Step 4.
3. Practice leading this activity at home.

### Instructions

1. Introduce today's activity: In your lesson this week, you have been learning some of Jesus' parables about the kingdom. The Bible is full of verses that describe God's kingdom. Today, you are going to practice looking up some great scriptures that describe God's kingdom in even more detail.
2. Help the students find a partner. Help new or visiting students to be paired with students who have heard this week's Bible Story and are confident in their Bible Skills. Make sure every student has a Bible.
3. Tell the students that you will call out eight different references from both the Old and New Testaments about the kingdom. First you will say whether the reference comes from the Old Testament or the New Testament. Then you will say the reference two times, followed by "Ready." Then you will repeat the reference a third time. When you say "Draw Swords" the students may open their Bibles and look for the reference. For example: *Old Testament. Psalm 103:19. Psalm 103:19. Ready! Psalm 103:19. Draw swords!*

4. Here is the list of references to give the students. Use the list on the back of this Lesson Card for a more complete guiding to presenting each round.
  - Psalms 103:19
  - Isaiah 2:2
  - Daniel 2:44
  - Obadiah 1:21
  - Matthew 4:17
  - Romans 14:17
  - 2 Timothy 4:18
  - Hebrews 12:28
5. Keep track of the time for the first pair that finds the verse. When a pair have found the verse, they should raise their hands. Record their time, and then wait until the rest of the students have found it. Write the reference and the time under the proper heading on the large writing surface.
6. Have the first pair read the verse to the rest of the group. Make sure to note if it is correct. If not, choose another pair to read the verse they found that is correct. Use your Bible markers to check their answers.

### Conclusion

Ask the students which of the Scriptures they found today was their favorite. Congratulate the students who had the fastest times. Encourage all the students for their participation. Close with a prayer thanking God for the Bible and the kingdom.

### Teacher Tips

- Know your group. If your students do not enjoy competing for time, do not use the watch.
- If the same students continue to be the first to find the verse, then ask them to come up and call out references so that other students will have a chance.



**3rd and 4th Grades**

The Kingdom 14-3-13

**Kingdom Sword Drills**

*Old Testament. Psalms 103:19. Psalms 103:19. Ready! Psalms 103:19. Draw swords!*

*Old Testament. Isaiah 2:2. Isaiah 2:2. Ready! Isaiah 2:2. Draw swords!*

*Old Testament. Daniel 2:44. Daniel 2:44. Ready! Daniel 2:44. Draw swords!*

*Old Testament. Obadiah 1:21. Obadiah 1:21. Ready! Obadiah 1:21. Draw swords!*

*New Testament. Matthew 4:17. Matthew 4:17. Ready! Matthew 4:17. Draw swords!*

*New Testament. Romans 14:17. Romans 14:17. Ready! Romans 14:17. Draw swords!*

*New Testament. 2 Timothy 4:18. 2 Timothy 4:18. Ready! 2 Timothy 4:18. Draw swords!*

*New Testament. Hebrews 12:28. Hebrews 12:28. Ready! Hebrews 12:28. Draw swords!*



**3rd and 4th Grades**

The Kingdom 14-3-14

**Core/Preclass**

1 copy for each student

**Remember When?**


Name \_\_\_\_\_

Draw a line from the Scripture reference in the left column, to the matching verse in the right column.  
Try it first from memory, and then check your answers in the Bible.

- |                  |   |
|------------------|---|
| 1. Matthew 8:7   | a) The virgin will be with child and will give birth to a son, and they will call him Immanuel—which means, “God with us.”                      |
| 2. 1 Peter 1:22  | b) But seek first his kingdom and his righteousness and all these things will be given to you as well.  |
| 3. Psalm 46:1    | c) God is our refuge and strength,<br>an ever-present help in trouble.  |
| 4. John 11:25    | d) Therefore, since we are receiving a kingdom that cannot be shaken, let us be thankful, and so worship God acceptably with reverence and awe. |
| 5. Psalm 121:2   | e) But the seed on good soil stands for those with a noble and good heart, who hear the word, retain it, and by persevering produce a crop.     |
| 6. Hebrews 12:28 | f) Love one another deeply, from the heart.   |
| 7. Luke 8:15     | g) My help comes from the LORD,<br>the Maker of heaven and earth.   |
| 8. Matthew 1:23  | h) Jesus said to him, “I will go and heal him.”   |
| 9. Matthew 6:33  | i) Jesus said to her, “I am the resurrection and the life. He who believes in me will live, even though he dies.                                |
| 10. Matthew 4:19 | j) “Come follow me,” Jesus said, “and I will make you fishers of men.”  |



3rd and 4th Grades



mustard seed picture



**Core/Scripture Memory**

1 copy for each student

But the seed	on good soil	stands for those	with a	noble and good
heart,	who hear	the word,	retain it,	and by
persevering	produce	a crop.	Luke	8:15



This page intentionally left blank



**The Kingdom Tree**

Name \_\_\_\_\_

Then Jesus asked, "What is the \_\_\_\_\_ of God like?

What shall I compare it to? It is like a \_\_\_\_\_ seed,

which a man took and planted in his \_\_\_\_\_.

It grew and became a \_\_\_\_\_, and the \_\_\_\_\_ of the air

perched in its \_\_\_\_\_." Luke 13:18-19

Unscramble the words below. Then place them where they belong in the verse.  
Use your Bible to help you.

dribs      Kongdim      barnsech      stradum      graned      rete




**3rd and 4th Grades**


Supplement/Life Application

1 copy for the teacher

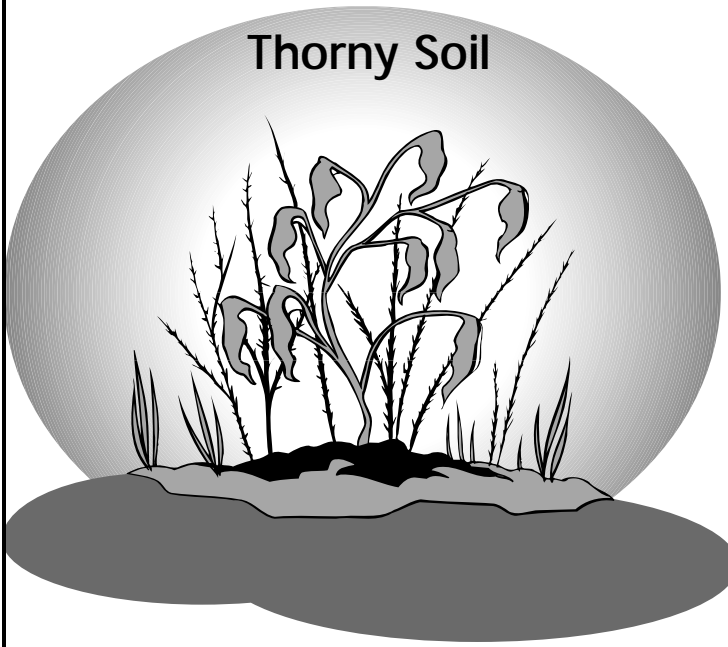
The Path



Rocky Soil



Thorny Soil



Good Soil

