

# Entering the Kingdom

## Lesson Objectives

- The students will describe the steps of the plan of salvation.
- The students will state that God sent Jesus so that they could enter the kingdom.
- The students will tell one thing that they must do to enter the kingdom.

## Lesson Text

John 3:1-21  
Acts 2

## Scripture Memory Verse

Peter replied, "Repent and be baptized, every one of you, in the name of Jesus Christ for the forgiveness of your sins. And you will receive the gift of the Holy Spirit."  
*Acts 2:38*

## Lesson Plan

Greeting and Registration

Preclass Activity: Salvation Concentration

Welcome and Singing

Centers:

Bible Story: Ready or Not?

Craft: All the King's Men

Scripture Memory: Preach the Word!

NOTE: Allow time for a snack.



P  
R  
E  
•  
C  
L  
A  
S  
S

# Entering the Kingdom

## Salvation Concentration

The students will preview important ideas from this week's lesson as they play this game.

### Materials

*For the teacher:*

- 20 index cards, 3" x 5"
- marker

NOTE: Make one set of these cards for every group of ten students.

### Preparation

Neatly print two sets of each of the following words on the index cards:

Listen	Believe
Repent (Change)	Confess
Be Baptized	Jesus Christ
Bible	Forgiveness
Holy Spirit	Eternal Life

### Instructions

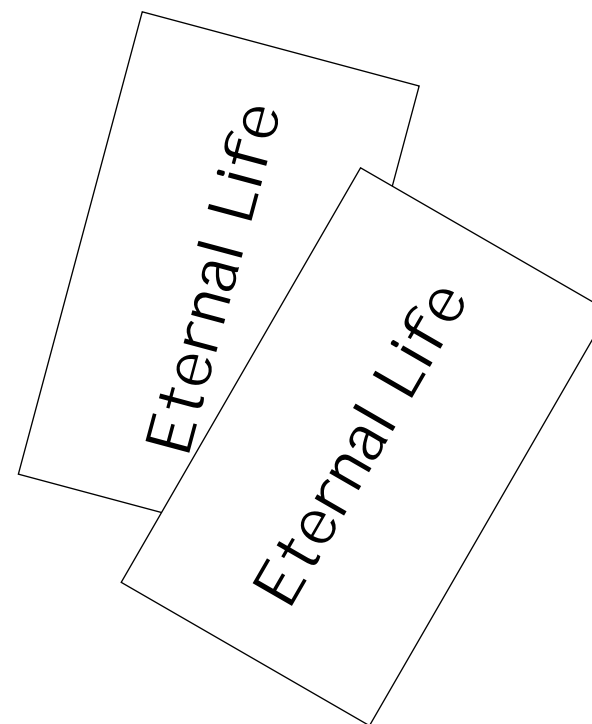
1. Greet the students as they arrive. Tell them that today's lesson will teach them how a person enters the kingdom of God. Direct the students to various activity groups. Have them form teams, allowing students to join as they arrive.
2. Shuffle the cards you prepared and place them on a table or the floor in four rows of five cards. Have the students take turns turning over two cards at a time to try and find matches. Have an adult assistant available to ask the students if they know what the words mean and to provide explanations if needed.
3. Play as many rounds as time permits. Collect the cards to use again at the end of class, if needed. Encourage the students for their efforts.

### The Acts Challenge

When a student finds a match, tell him to open his Bible to Acts 2 and try to find where his word appears. (All the words appear except the word "believe.")

### Teacher Tips

- If you have a computer, print the words in a colorful style and glue them to the index cards for more attractive material.



# Entering the Kingdom

## Ready or Not?

The students will participate in this dramatic presentation to show them God's plan of salvation.

### Materials

*For the teacher:*

- 5 index cards, 3" x 5"
- scissors
- large writing surface
- glue stick

*Reproducible Pages:*

- Page A, 1 copy for the teacher

### Preparation

1. Cut the five blocks from your copy of Reproducible Page A and glue each one onto an index card.
2. On the large writing surface, write: Hear God's Word; Believe God's Word; Repent (Change); Confess; Be Baptized.

### Introducing the Bible Story

Open your Bible to John 3. Tell the students that today's Bible Story comes from the New Testament books of John and Acts. *In your Bible Story today, you are going to learn how Peter used the keys to help people come into the kingdom of heaven.*

### Presenting the Bible Story

*In John 3, Jesus spoke to a man named Nicodemus who wanted to know about the kingdom of God. Nicodemus was a religious leader who knew a great deal about the law of Moses. Listen to what happened when he met Jesus in John 3:1-5:*

*Now there was a man of the Pharisees named Nicodemus, a member of the Jewish ruling council. He came to Jesus at night and said, "Rabbi, we know you are a teacher who has come from God. For no one could perform the miraculous signs you are doing if God were not with him."*

*In reply Jesus declared, "I tell you the truth, no one can see the kingdom of God unless he is born again."*

*"How can a man be born when he is old?" Nicodemus asked. "Surely he cannot enter a second time into his mother's womb to be born!"*

*Jesus answered, "I tell you the truth, no one can enter the kingdom of God unless he is born of water and the Spirit.*

*Jesus knew that Nicodemus wanted to see the kingdom of God so he told him that he must be born again. Nicodemus did not understand. Jesus explained that he must be born of the water and the Spirit. Jesus wanted Nicodemus to understand that in order to enter the kingdom of heaven, there would have to be a change in his life.*

Ask the students if they remember what Jesus gave to Peter in last week's Bible Story. (the keys of the kingdom of heaven) Tell the students to listen carefully to what Peter told the people in Acts 2:36-39, when they wanted to know what to do.

*"Therefore let all Israel be assured of this: God has made this Jesus, whom you crucified, both Lord and Christ."*

*When the people heard this, they were cut to the heart and said to Peter and the other apostles, "Brothers, what shall we do?"*

*Peter replied, "Repent and be baptized, every one of you, in the name of Jesus Christ for the forgiveness of your sins. And you will receive the gift of the Holy Spirit. The promise is for you and your children and for all who are far off—for all whom the Lord our God will call."*

*Peter was actually telling the people how to be born again—the same thing that Jesus had told Nicodemus. Peter told the people who had already heard and believed the words of God, to repent—or change—and be baptized for the forgiveness of sins. Later that day, three thousand people confessed Jesus as Lord and were baptized.*

### Ready or Not?

Show the students the words on the large writing surface. Remind them of the "keys" that they made in their craft last week. Explain that God designed a very special plan for people who would enter his kingdom. The steps to God's plan are very simple but very important. Reading from the cards you prepared, explain the progression of a person who is ready to enter the kingdom of God.



**3rd and 4th Grades**

# Entering the Kingdom

Shuffle the cards. Tell the students that they will pretend that you are Peter on the day of Pentecost. Pass out one card to one student, two cards to another student, and the last three cards to another student. Line them up. Have the first student come and tell you what is on his card. Then have him ask you, "Am I ready to enter the kingdom now?" Ask the students what they think. Respond by saying, for example: *I'm so glad that you believe the words in the Bible. But you still need to repent, confess Jesus as Lord and be baptized. No, you're not quite ready to enter.*

Have the next student in line say what is on his two cards, and then ask you, "Am I ready to enter the kingdom now?" Ask the rest of the students to help you respond.

Repeat this with the last student. Make sure the students understand that a person must have all of these steps together to be ready to enter the kingdom.

Take a few minutes to talk about the importance of having a heart for God. Make sure that the students see that each step must be done with a heart that loves God more than anything else—they are not a list that we check off to earn salvation. Help the students to see that these steps are all part of our response of thankfulness for Jesus' death on the cross.

## Sharing with Others

Ask the students how it makes them feel to know that God made up a special plan to help us enter the kingdom of heaven. Explain that when they are a little older, they will have the opportunity to think about taking those steps themselves. Encourage the students to think of ways to begin living like disciples now, so that they can be ready one day when they decide to study the Bible as teenagers. Close with a prayer thanking God for his special plan for us to enter the kingdom of heaven.

## Teacher Tips

- Let the students see your personal enthusiasm and appreciation for God's plan in your life.

I have heard God's words in the Bible.	I have confessed that Jesus is Lord.
--	--------------------------------------

I believe the words of the Bible.	I want to be baptized for the forgiveness of sins.
-----------------------------------	--

I have repented and changed my life so I can live by God's word.
--

C

R

A

F

T

# Entering the Kingdom

## All the King's Men

The students will create castles with drawbridges to remind them of the five steps to entering God's kingdom.

### Materials

*For each student:*

- 1 piece of black construction paper, 9" x 12"
- 1 piece of blue construction paper, 9" x 12"
- glue sticks
- scissors
- crayons, colored pencils or markers

*For the teacher:*

- ruler
- pencil
- scissors

*Reproducible Pages:*

- Page B, 1 copy for each student

### Preparation

1. Prepare each piece of black construction paper as follows:
  - A. Measure and mark each piece, as shown in Figure A.
  - B. Cut out each castle. See Figure B. Keep the door cutout for later.
2. Using the castle as a template, trace the outline of the door on each sheet of blue construction paper.
3. Make a sample of the craft.

### Instructions

1. Introduce today's activity: *In today's lesson, you are learning about God's kingdom, the church. The kingdom is the king and his people. It is not a place, a building, or a castle. Ask the students: Who is the king of the kingdom? Who are the king's people?*
2. Show the students your sample craft and how the drawbridge opens and closes. *In today's activity, you will make a castle with a king and his people inside. This will help you to remember the kingdom is not a place, but a group of people. Although a king may live in a castle, the castle is only a building.*
3. Distribute the copies of Reproducible Page B, scissors and crayons. Have the students cut out their pictures, and then fold them along the dashed lines. Have them color in their pictures.


4. Give each student a piece of blue construction paper and a glue stick. Have the student align the top of the pictures with the outline of the door. Then have the students glue only the top picture in place. See Figure C.  
NOTE: Be sure that they don't glue the bottom section of the picture to the paper.
5. Give each student a door cutout. Have them glue the door to the back of the bottom picture.
6. Give each student a castle. Have them glue the castle in place, as shown in Figure D.
7. Have the students color their castles and write their names on their crafts.

### Conclusion

Ask the students how it makes them feel to know that God wants them to enter his kingdom one day. Close with a prayer thanking God for the kingdom.

### Teacher Tips

- Make a template of the castle from poster board, and then trace the template onto each sheet of construction paper.



# Entering the Kingdom

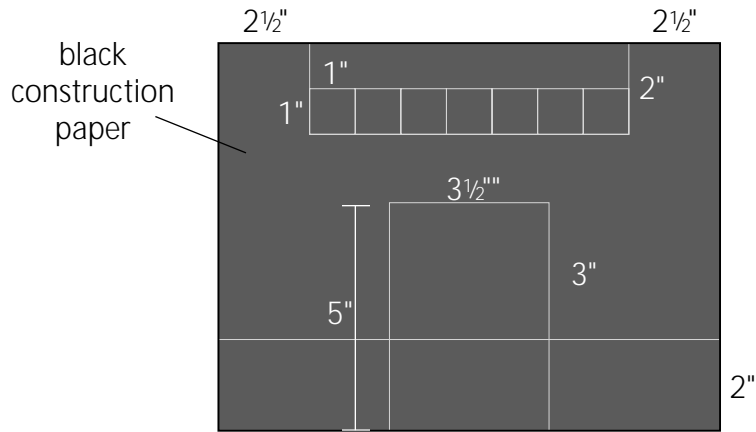


Figure A

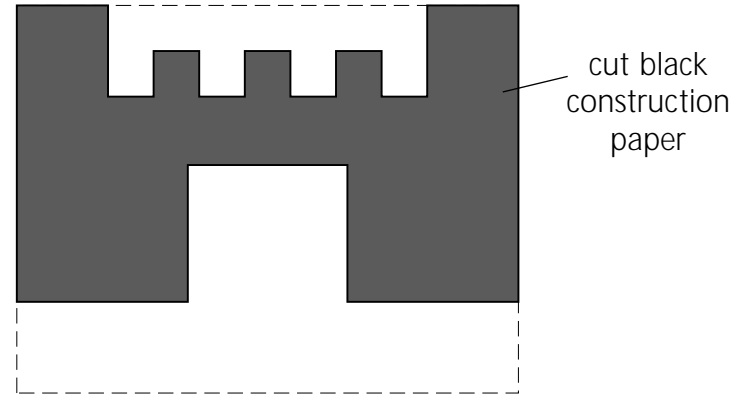


Figure B

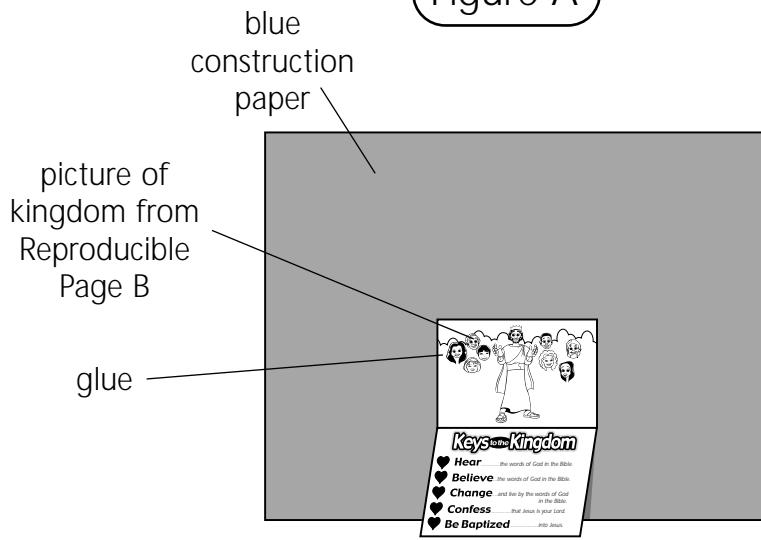


Figure C

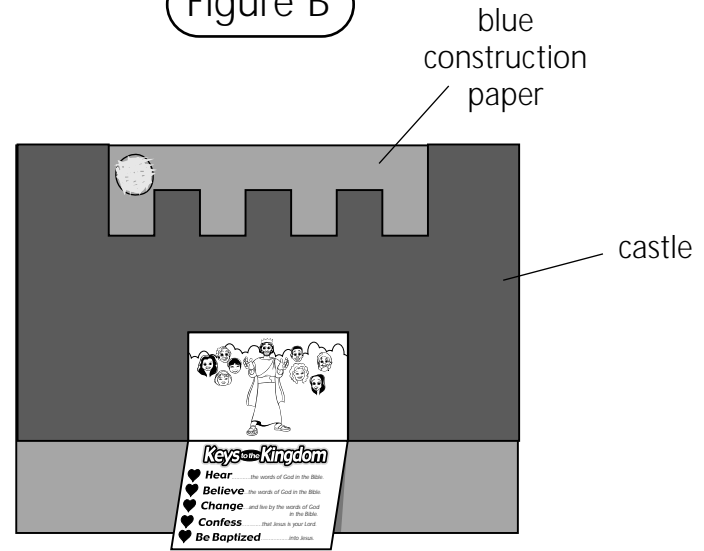


Figure D



# Entering the Kingdom

## Preach the Word!

The students will learn and memorize today's Scripture Memory Verse as they take turns "preaching" the message.

### Scripture Memory Verse

Peter replied, "Repent and be baptized, every one of you, in the name of Jesus Christ for the forgiveness of your sins. And you will receive the gift of the Holy Spirit."

*Acts 2:38*

### Materials

No additional materials are needed.

### Preparation

Practice leading this activity.

### Instructions

1. Introduce today's activity: *This week, you are learning about God's awesome plan to bring people into his kingdom. Jesus taught the people about the kingdom and he chose Peter to have the "keys." After Jesus went into heaven, Peter preached to a very large crowd in Jerusalem and told them all about Jesus. When the people learned about Jesus' death, and how they had nailed him to the cross, they were cut to the heart and asked Peter what they should do. Peter told them what to do. He told them God's plan to enter the kingdom. In your Scripture Memory Verse, you will learn what Peter said.*
2. Say the Scripture Memory Verse on the back of this Lesson Card three times as the students follow along. Ask them to say it together with you three more times. Ask each student to say the verse together with you to the rest of the group.
3. Divide the students into two groups. Have them form two lines, facing each other. Have the first group say to the second group: "Brothers, what should we do?" Have the second group respond by saying the Scripture Memory Verse back to them. Have the groups switch roles and repeat.

### Peter's Line Up

Have the students each find a partner. Take an extra student as your own partner. Line them up and have the pairs come up one at a time to say the Scripture Memory Verse together from memory. After each pair is finished, line up the students in one straight line. Have each student come one at a time and face the rest of the students. Give the student a Bible and tell him to "preach" the verse as if he were Peter on the day of Pentecost. Encourage the rest of the students to offer help and encouragement. Do the first one for them as an example. Let the students decide who was the best "preacher" in the group.

### Conclusion

Ask the students what they think it would be like to preach the word of God to a large crowd of people. Encourage them that someday some of them may grow up to become evangelists and women's ministry leaders. Close with a prayer thanking God for the Bible.

### Teacher Tips

- If your facility permits, set up a podium for the students to use for their preaching.

Peter replied, "Repent and be baptized, every one of you, in the name of Jesus Christ for the forgiveness of your sins. And you will receive the gift of the Holy Spirit."

Acts 2:38



### Lesson Objectives

- The students will describe the steps of the plan of salvation.
- The students will state that God sent Jesus so that they could enter the kingdom.
- The students will tell one thing that they must do to enter the kingdom.

### Lesson Text

John 3:1-21, Acts 2

### Scripture Memory Verse

Peter replied, "Repent and be baptized, every one of you, in the name of Jesus Christ for the forgiveness of your sins. And you will receive the gift of the Holy Spirit."

*Acts 2:38*

### Lesson Plan

Greeting and Registration

Preclass Activity: The Amazing Kingdom

Welcome and Singing

Centers:

Life Application: What Shall We Do?

Game: Let's Make a Disciple

Bible Skills: True or False?

NOTE: Allow time for a snack.

### The Amazing Kingdom

The students will review important ideas from this week's Bible Story as they complete this maze.

#### Materials

For each student:

- pencil

Reproducible Pages:

- Page C, 1 copy for each student

#### Preparation


Complete the activity on your copy of Reproducible Page C.

#### Instructions

1. Greet the students as they arrive. Remind them that this week they are learning about how to enter the kingdom of God. Tell them that they will be reviewing important ideas from God's special plan in this activity.
2. Have the students work with a partner to complete their maze. Distribute the copies of Reproducible Page C and the pencils. Encourage them to try and work their way through the maze, following each of the five keys.
3. Circulate among the students to offer help and encouragement.

#### Teacher Tips

- Encourage the students who don't finish to take their worksheets home.



**3rd and 4th Grades**

The Kingdom 14-2-9

D R R D  
C • F F  
S S A T  
S S

## What Shall We Do?

The students will review this week's Bible Story as they consider what they will have to do one day to enter the kingdom of heaven.

### Materials

*For the teacher:*

- 5 pieces of poster board
- marker
- 5 chairs

### Preparation

1. Neatly print at the top of each piece of poster board, one of the following: Hear God's Word; Believe God's Word; Repent (Change); Confess Jesus as Lord; Be Baptized.
2. Place the posters on the chairs arranged around the area.
3. Read John 3:1-21 and Acts 2 to review this week's lesson.

### Reviewing the Bible Story

Open your Bible to John 3 and Acts 2. *In your lesson this week, you have been learning that God has a special plan for people to enter his kingdom. God sent Jesus to teach us about the kingdom, and to die for our sins. Because of Jesus' death on the cross, we can have a relationship with God and be a part of the church—his kingdom.*

*In John 3, a man named Nicodemus came to visit Jesus at night. He was a religious leader who knew a great deal about the law of Moses. He wanted to know about the kingdom of heaven. Jesus told him that to enter the kingdom of heaven, one must be born again—born of the water and the Spirit.*

*In Acts 3, Peter spoke to a great crowd and told the people how to enter the kingdom of heaven—or how to be born again. Peter told the people who had heard his message and believed it, to repent and be baptized for the forgiveness of their sins. On that day, about three thousand people made Jesus Lord.*

### Life Application

Tell the students that today they will think about what it would mean for them to enter the kingdom of heaven. Show the students the five poster boards. Tell them each one lists a step in God's plan for entering his kingdom.

Have the students walk to the first poster, "Hear God's Word."

# Entering the Kingdom The Kingdom Lesson 2

Ask them to each say one way that they can hear God's word. Write their answers on the poster board. (Answers should include: read the Bible; listen in Bible class; talk with people who obey God's Word.)

Have the students walk to the next poster, "Believe God's Word." Ask them to say how they can show they believe God's word. Write their answers on the poster board. (Answers should include: do what it says; tell others about it; want to learn more.)

Have the students walk to the next poster, "Repent (Change)." Ask them to say what kinds of things they would need to repent of (or change) to follow God's Word. Write their answers on the poster board. (Answers should include: stop teasing my brothers or sisters and start being nice; stop talking back to my parents and speak to them with respect; stop telling lies and start telling the truth; etc.)

Have the students walk to the next poster, "Confess Jesus as Lord." Ask them to think of people that they could talk to about Jesus. Explain that this use of the word "confess" is not to tell all the bad things you have done to people, but instead to tell people that Jesus is the most important person in your life. Write their answers on the poster board. (Answers should include: family, friends, teammates, classmates, etc.)

Have the students walk to the next poster, "Be Baptized." Tell the students that this is the point where God's plan all comes together and a person can be born again—born of the water and the Spirit. Ask each student if they think they will be baptized one day. To the students who say yes, ask them why. Write their responses on the poster board. (Answers should include: because Jesus died for me; because I want to go to heaven; etc.)

### Conclusion

Encourage the students for their participation. Close with a prayer thanking God for sending Jesus so that we could enter his kingdom.

### Teacher Tips

- Do not allow the students to become distracted with the idea of how soon they can get baptized. Focus them back to the question of why they would want to be, and tell them to trust God with the timing.



**3rd and 4th Grades**



## Let's Make a Disciple

The students will review important ideas from this week's lesson as they compete in this game-show contest.

### Materials

*For the teacher:*

- paper
- pencil

*Reproducible Pages:*

- Page D, 1 copy for the teacher

### Preparation

Practice leading this activity.

### Instructions

1. Introduce today's activity: *In your lesson this week, you are learning about God's special plan for people to enter his kingdom. You have heard that God sent Jesus to teach us about the kingdom. Jesus died on the cross for the sins of all men so that we could enter the kingdom. God's plan is for people to become disciples and enter the kingdom of God. Then those disciples will go and make more disciples, etc. In today's game, you will see how well you know if a person is ready to be a disciple.*
2. Divide the students into two teams. Have them sit in two lines on the floor. Tell them that they will play three rounds, in which they will take turns answering questions. For each question, one team will have a chance to answer. If they answer correctly, award the points indicated. If not, the question goes to the other team to answer.
3. Choose the team to go first. Using the questions on the back of this Lesson Card, present each round of questions. For the first round, use the pictures on your copy of Reproducible Page D.
4. After each question, note each team's score.
5. Encourage the students for their participation. Total their points.





### Conclusion

Ask the students what they think is the best part about being a disciple. Share from your own life what you consider the greatest thing is for you. Close with a prayer for the students to want to be disciples when they are old enough.

### Teacher Tips

- Think of additional ways to make this feel like a game show, including: music, a host costume, pretend or toy microphone, etc.



### Let's Make A Disciple

Questions and Answers

G

A

M

E

#### Round 1: Pictures

Show the players each set of three pictures from your copy of Reproducible Page D. For each set ask the students: *Which one is part of God's plan for making a disciple and why?* Correct answers are worth ten points. (the Bible—to hear God's words; the heart—to love God; the stop sign—to stop sinning and change)

#### Round 2: Beliefs

Read each set of "beliefs" and ask the students: *Which one best describes God's plan for making a disciple?* Correct answers in this round are worth 20 points. (The answers are in italics.)

- a) Trust anybody's opinion without reading the Bible for yourself.
- b) *Read the Bible and do what it says.*
- c) Don't trust anyone.
- a) Tell people that they should read the Bible and go to church—without doing it yourself.
- b) Talk about people who go to church behind their backs.
- c) *Tell people what you love about Jesus.*
- a) Care what others think about you.
- b) *Care most what God thinks about you.*
- c) Do things to look good, but don't really care.
- a) *Thank God every day for Jesus and always try to be like him.*
- b) Be too afraid of what friends might say to follow Jesus.
- c) Believe in Jesus, but don't want to change the way you live.

#### Round 3: Bonus Round

In this final round, the questions are presented to both groups at the same time and the first group to come up with the correct answer receives the points. Correct answers in this round are worth 30 points.

- a) Fill in the blank from John 3:3:  
In reply Jesus declared, "I tell you the truth, no one can see the kingdom of God unless he is \_\_\_\_\_ again." (born)
- b) Name the five steps to God's plan to enter the kingdom of heaven. (hear, believe, repent, confess, and get baptized)
- c) Say this week's Scripture Memory Verse. (Peter replied, "Repent and be baptized, every one of you, in the name of Jesus Christ for the forgiveness of your sins. And you will receive the gift of the Holy Spirit." Acts 2:38)



**3rd and 4th Grades**

## True or False?

The students will consider the difference between God's plan of salvation and false teachings.

### Materials

*For each student:*

- pencil

*For the teacher:*

- large writing surface

*Reproducible Pages:*

- Page E, 1 copy for each student

### Preparation

1. On the large writing surface, number a list from one to four.
2. Practice leading this activity at home.

### Instructions

1. Introduce today's activity: *This week you are learning about God's plan to bring people into his kingdom. All through Jesus' ministry, he talked about God's kingdom. He told the people that God's kingdom was near. He wanted to prepare the disciples so that they would be ready to enter the kingdom. Jesus helped his disciples to understand that God's kingdom was not a place on earth, like a castle or a country. He told them that it was a group of people who wanted to serve God. The disciples believed that Jesus was their king, and they were his people—the kingdom on earth, also known as the church. Jesus told Nicodemus that he must be born again to enter the kingdom, and Peter told the people how to do that. Ask for volunteers to say this week's Scripture Memory Verse. God had prepared this special plan for a long time, so that people would understand that Jesus died so that they could enter the kingdom.*
2. Tell the students that you are going to review with them the different steps in God's plan to enter the kingdom of heaven. Distribute the copies of Reproducible Page E and pencils.
3. Starting with the first step, ask the students what word they think is missing. (Hear) Do this for each of the following steps. (Believe, Repent, Confess, Be baptized) Write these on the large writing surface to help with spelling.
4. Tell the students that each one of these steps is a very important

way for a person to show their faith and love for God. God knew that a person would need to experience each one of these steps of faith to enter his kingdom. Tell the students that today, there are many people who believe different things about entering the kingdom. Some people do not even believe in God or in a kingdom of heaven at all. Most people don't believe they have to do all of these things to enter the kingdom. Tell the students that God expects every disciple in his kingdom to love him most of all and know these steps to help other people enter.

NOTE: The purpose of this activity is to impress upon the students God's plan of salvation. Be careful not to present the steps like a checklist. Emphasize that a heart that loves God above all is important for each step.

### True or False?

Using the back of this Lesson Card, tell the students to listen carefully to four stories. After each one, tell the students to write, "True" or "False" in the spaces provided on their pages. Ask the students what they wrote and discuss whether the person is truly ready (or not ready) to enter God's kingdom and why.

### Conclusion

Encourage the students for their participation. Be sensitive to visitors who may not be familiar with these ideas. Close with a prayer thanking God for the Bible.

### Teacher Tips

- Determine at the beginning of each session if you have visiting students and be aware of questions or concerns they may raise during this activity.

### True or False

#### Questions and Answers

Julie believes that God is everywhere. She thinks the Bible is a good storybook but it's too old to believe today. She says that Jesus was a good teacher, but not the Son of God. The kingdom of heaven is a nice idea, she says, but everyone knows there's no such thing. Julie tells her friends that they should just believe whatever they want and they will be ok.

- *Is this true? Do you think Julie is ready to enter the kingdom?*

Answer: False. No. She does not believe the Bible is God's word. She does not believe that Jesus is the Son of God. She does not even believe in the kingdom of heaven.

Sam goes to a different church every week. He memorized the books of Bible when he was in second grade! He has won twelve Bible Trivia championships. The most important thing, according to Sam, is to make people like you. As long as people think you are a good person, it doesn't matter what you do.

- *Is this true? Do you think Sam is ready to enter the kingdom?*

Answer: False. No. He cares more about what people think than what God thinks. He will never change (or repent) for God unless he loves God most of all.

Vickie loves God and she believes that Jesus is the Son of God. She knows that church is important and she reads the Bible. Vickie says that baptism is just for babies. She tells people that it doesn't really matter whether you are baptized or not because God knows you love him anyway.

- *Is this true? Do you think Vickie is ready to enter the kingdom?*

Answer: False. No. It is good that she loves God and reads the Bible. But she is very confused about baptism. Babies can't hear and believe God's word, so they can't change their lives and confess Jesus as Lord. So why would they be baptized? Babies don't sin. God cares very much about whether a person is baptized—even if the person already loves him a lot.

Andy loves God more than anything else. He reads his Bible every day because he says it's God's word. He says that Jesus died on the cross so that he could go to heaven. He changes things in his life all the time to show Jesus that he wants to be like him. Andy tells his friends at school about Jesus and some of his friends come to church with him. Andy says that he wants to be baptized so that he can have his sins forgiven and have God's Spirit.

- *Is this true? Do you think that Andy is ready to enter the kingdom?*

Answer: True. Yes!



**3rd and 4th Grades**

The Kingdom 14-2-14

Core/Bible Story

1 copy for the teacher

<p>I have heard God's words in the Bible.</p>	<p>I have confessed that Jesus is Lord.</p>
<p>I believe the words of the Bible.</p>	<p>I want to be baptized for the forgiveness of sins.</p>
<p>I have repented and changed my life so I can live by God's word.</p>	



3rd and 4th Grades



# Keys to the Kingdom

- ♥ **Hear**.....the words of God in the Bible.
- ♥ **Believe**.....the words of God in the Bible.
- ♥ **Change**.....and live by the words of God in the Bible.
- ♥ **Confess**.....that Jesus is your Lord.
- ♥ **Be Baptized**.....into Jesus.



3rd and 4th Grades


The Kingdom 14-2-16



The Amazing Kingdom

Name \_\_\_\_\_

Welcome to  
The  
Kingdom!!



This way to  
enter God's  
Kingdom




3rd and 4th Grades

The Kingdom 14-2-17

Supplement/Game

1 copy for the teacher



**Fill in the missing words!**

Name \_\_\_\_\_

1. Love God and \_\_\_\_\_ the words of God in the Bible.
2. Love God and \_\_\_\_\_ the words of God in the Bible.
3. Love God and \_\_\_\_\_ to live by the words of God in the Bible.
4. Love God and \_\_\_\_\_ that Jesus is your Lord.
5. Love God and \_\_\_\_\_ into Jesus.

@@

**True or False?**

1. \_\_\_\_\_
2. \_\_\_\_\_
3. \_\_\_\_\_
4. \_\_\_\_\_

page

**E**



**3rd and 4th Grades**