

**Lesson at a Glance**

# Resolving Conflict

The Church  
Lesson 2

## Lesson Objectives

- The children will state that Jesus wants his disciples to quickly work out their problems with each other.
- The children will state that loving each other is one way to love God.
- The children will act out resolving conflict with a friend.

## Lesson Text

Matthew 5:23-24  
Matthew 18:15-16

## Scripture Memory Verse

"I give you a new commandment: Love each other. You must love each other as I loved you."

*John 13:34 (ICV)*

## Lesson Plan

Greeting and Registration

Preclass Activity: Make It Right

Welcome and Singing

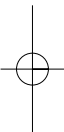
Centers:

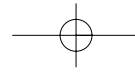
Bible Story: Fast and Friendly

Craft: Getting Along

Scripture Memory: A New Command

NOTE: Allow time for a snack.





pre  
class

**A  
C  
T  
I  
V  
I  
T  
Y**

# Resolving Conflict

## Make It Right

The children will preview today's Bible Story as they color pictures to be used later for their craft.

### Materials

For each child:


- scissors
- crayons
- paper clip

Reproducible Pages:

- Page A, 1 copy for each child

### Preparation

Prepare a sample to show the children.



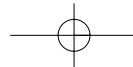
### Instructions

1. Greet the children as they arrive. Tell them that in today's lesson they will learn how Jesus wants his disciples to love each other and resolve conflict. Display your decorated circles and tell the children that they will be coloring their own circles to be used later for their craft.
2. Distribute the copies of Reproducible Page A, scissors and crayons. Tell the children to color the pictures and cut them out.
3. Circulate among the children to offer help with cutting. Make sure that they write their names on their circles.
4. For the children who finish early, have them make a second set of circles for any child who arrives late.
5. Collect each child's circles and clip them together. Give these to the Craft teacher.

### Teacher Tips

- Think of additional ways to decorate these circles using glitter, stickers, or other materials.





# B Resolving Conflict

## S

### Fast and Friendly

The children will participate in this Bible Story as they talk with "Jesus" about loving each other and resolving conflict.

## I

### Materials

For the teacher (male):

- sheet
- rope belt
- towel
- rope or headband

## T

## B

### Preparation

1. Prepare the Jesus costume by wrapping the sheet around yourself and tying it with the rope belt. Place the towel on your head but not covering your face. Secure the headpiece with the rope headband.
2. Practice presenting this Bible Story with energy and enthusiasm.

## O

## L

### Introducing the Bible story

Open your Bible to Matthew 5 and 18. *Today's Bible Story comes from the book of Matthew. We have been learning about God's church and how Jesus taught his disciples to love each other. In Matthew, we learn how Jesus wants us to work out problems that we have with each other. The teachings in Matthew are words that Jesus spoke to his followers. I am going to speak to you like I am Jesus.*

## R

## E

### Presenting the Bible Story

Read the following passages to the children.

*"Therefore, if you are offering your gift at the altar and there remember that your brother has something against you, leave your gift there in front of the altar. First go and be reconciled to your brother; then come and offer your gift" (Matthew 5:23-24).*

*"If your brother sins against you, go and show him his fault, just between the two of you. If he listens to you, you have won your brother over. But if he will not listen, take one or two others along, so that 'every matter may be established by the testimony of two or three witnesses' " (Matthew 18:15-16).*

## Y

Gather the children around you. *Do you ever feel mad or that your feelings have been hurt by someone in your family or by a friend? Have you ever hurt someone's feelings and you didn't even know it? I want to help you and the people in your life to love each other and learn to work out the problems that you have.*

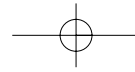
*If someone hurts you or does something wrong, you go to the person and talk to him about it. If the person listens, you have helped that person. But if the person does not listen, then bring someone with you, like a parent or teacher, who can help work out the problem. If he listens, then you have helped him and your friendship.*

*If you are on your way to church or Bible class and you remember that you are mad at someone or that someone is mad at you, you should work out the problem and forgive each other before you even get to church. It is very important to work things out with each other quickly. You must love each other.*

Remove your costume. *What does Jesus want his followers to do when they have a problem with other people? Does he want them to talk about it to other friends? Does he want them to yell mean things or cry? How about hitting? Does he want them to try to ignore the problem and hope it goes away? No! He wants them to talk with the person they are having the problem with and try to work it out between the two of them. They can tell the other person calmly exactly how they were hurt. Then they can listen to each other and apologize for the ways they have hurt each other. It is important that Jesus' followers work out their problems right away. That is the only way they can keep being loving to each other.*

*Jesus knows just what his followers need to have great friendships in his church. If we want to be Jesus' followers, we should obey his teachings about how to work out our problems.*





**B**  
**S**  
**I**  
**T**  
**B**  
**O**  
**L**  
**R**  
**E**  
**Y**

# Resolving Conflict

## Show and Tell

Choose another adult assistant to role play biblical conflict resolution. Pretend that you have arrived in class and greeted the assistant but he did not hear you and did not greet you in return. You feel hurt and ignored. Act out the wrong way to resolve this conflict and then act out the right way. Ask the children to comment on your interactions and say what is right and what is wrong according to the Bible. If time permits, choose two children to role play a simple classroom conflict, e.g., a child takes another child's chair unknowingly. The other child feels hurt and shunned.



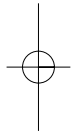
## The Church Lesson 2

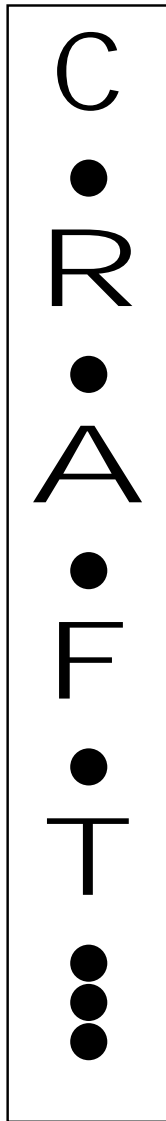
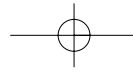
## Share and Tell

Ask the children how they think it makes Jesus feel when his followers do not obey this command. Tell them that when disciples love each other, they are also loving God. Explain that when they do not love each other, then they are not loving God. Share how Jesus' way to resolve conflict makes your friendships great. Ask the children if they can think of someone in their lives that they have hurt (or who has hurt them) that they can share this story with. Encourage them to try and practice Jesus' teaching about problem solving this week. Close with a prayer thanking God for a perfect way to resolve conflicts.

## Teacher Tips

- The presentation of Jesus should be taught by a male teacher.
- Have an assistant introduce the Bible Story and you as "Jesus."





Fall 2

# Resolving Conflict

## Getting Along

The children will make a wall hanging to remind them of how Jesus wants his followers to resolve problems with each other.

### Materials

*For each child:*

- picture circles from Preclass
- glue stick
- 1 piece of ribbon, 1" x 24"
- crayons or markers

*For the teacher:*

- scissors
- tape
- crayons or markers

*Reproducible Pages:*

- Page A, 1 copy for the teacher
- Page B, 1 copy for each child

### Preparation

1. Cut out text boxes from the copies of Reproducible Page B.
2. Color and cut out the picture circles from your copy of Reproducible Page A.
3. Make a sample wall hanging.

### Instructions

1. Introduce today's activity: *In your lesson this week, you are learning about how Jesus wants his disciples to love each other and solve their problems quickly. In your Preclass you colored four circles that show us how Jesus wants his followers to do this.* Show the children your sample wall hanging and read the text boxes in the proper order. Hang your model in a place where the children can see it.
2. Distribute the circles from Preclass, the text boxes you prepared, glue sticks and crayons. Have the children color their circles.
3. Circulate among the children to help them glue their text boxes on the correct circles. Refer them to your hanging sample if they do not remember where to put the text boxes.

The Church  
Lesson 2

4. As the children finish gluing their text boxes, distribute the ribbon and help them line up the four circles in order from one to four along the ribbon. Have them glue these in place. Circulate to help them secure each circle with tape across the back. See Figure A.
5. Cut a triangle from the bottom of the ribbon to make it look finished.
6. Make sure the children's names are written on their crafts.

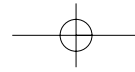
### Conclusion

Ask the children whom they most easily get into conflicts with—brothers and sisters, friends, classmates, etc. Encourage them to hang their crafts in a place that will help remind them of Jesus' teaching. Close with a prayer thanking God for his perfect plan to resolve problems between friends.

### Teacher Tips

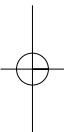
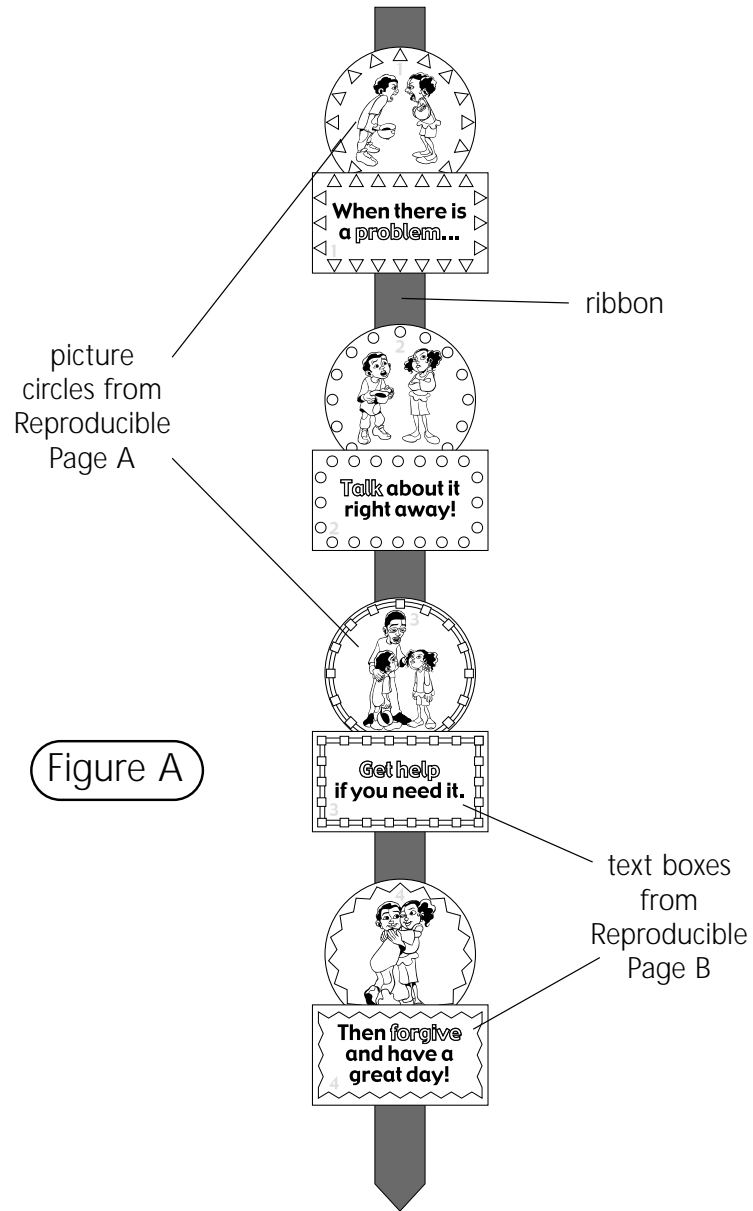
- Encourage the children to get permission before using tape or pushpins to hang their crafts at home.

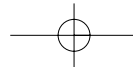




C  
•  
R  
•  
A  
•  
F  
•  
T  
•  
•

# Resolving Conflict





# SCRIPTURE MEMORY



Fall 2

## Resolving Conflict

### A New Command

The children will learn and memorize today's Scripture Memory Verse in this fun activity.

#### Scripture Memory Verse

"I give you a new commandment: Love each other. You must love each other as I loved you."

*John 13:34 (ICV)*

#### Materials

*For the teacher:*

- 5 index cards, 5" x 8"
- marker

#### Preparation

Neatly print one of the following phrases on each of the index cards as they appear below:

"I give you a new commandment:

Love each other.

You must love each other

as I loved you."

*John 13:34*

#### Instructions

1. Introduce today's activity: *Last week we learned about how Jesus commanded his disciples to love one another. This is the verse you will memorize today. Why do you think Jesus had to tell the disciples to love each other? Because sometimes it is hard for people to show their love for each other. Can you think of times that it would be hard for you to love someone? (Take a few responses.) Jesus wants his followers to quickly work out their problems. He does not want them to hold on to bad feelings or thoughts, but to forgive and love each other. That's why it is important to know what Jesus says about loving each other.*
2. Show the children the Scripture Memory Verse on the back of this Lesson Card. Say it to them three times as they follow along. Point to each word as you say it. Ask the children to say it together with you three more times. Ask the girls to say it with you, then ask the boys to say it with you.

The Church  
Lesson 2

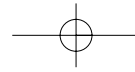
3. Divide the children into five small groups. Give each group a card. Say the verse slowly and have each group line up in the correct order of the verse as you say it. Have the children exchange cards with each other so that each group has a new card. Repeat the exercise.
4. Collect the cards. Choose five children and give each one a card. Have the rest of the children say the Scripture Memory Verse from memory as five children line up in the correct order of the verse. Choose five different children and repeat this exercise.
5. Remove one of the cards and distribute the rest to the children. Have them place the cards in order, saying the missing words from memory. Do this four more times, each time removing one more card until they can say the entire verse from memory.
6. Ask for volunteers to stand and say the Scripture Memory Verse from memory.

#### Conclusion

Ask the children how it makes them feel to know that God wants his followers to love each other. Close with a prayer asking God to help us love each other and work out our problems with each other like Jesus wants us to do.

#### Teacher Tips

- Be careful to write the verse on the index cards just as it appears on this page. The children need to see the correct punctuation and capitalization to be successful.
- Show enthusiasm while explaining and repeating the Scripture Memory Verse and help the children to have fun while learning it.



SCR  
IPT  
URE  
MEM  
ORY

# Resolving Conflict

The Church  
Lesson 2

“I give you a new commandment:  
Love each other. You must love  
each other as I loved you.”

John 13:34 (ICV)





# Resolving Conflict

The Church  
Lesson 2

Lesson at a Glance supplement

## Lesson Objectives

- The children will state that Jesus wants his disciples to quickly work out their problems with each other.
- The children will state that loving each other is one way to love God.
- The children will act out resolving conflict with a friend.

## Lesson Text

Matthew 5:23-24  
Matthew 18:15-16

## Scripture Memory Verse

"I give you a new commandment: Love each other. You must love each other as I loved you."

*John 13:34 (ICV)*

## Lesson Plan

Greeting and Registration

Preclass Activity: Puppet Pals

Welcome and Singing

Centers:

Life Application: On the Spot

Game: Concentrate on Love

Bible Skills: Quick Draw

NOTE: Allow time for a snack.



pre class

ACTIVITY

## Puppet Pals

The children will prepare to review this week's Bible Story as they make puppets to use during the Life Application activity.

### Materials

*For each child:*

- 1 craft stick
- glue stick
- crayons
- 2 small sequins or plastic craft eyes (optional)

*For the teacher:*

- scissors

*Reproducible Pages:*

- Page C, 1 copy for each child

### Preparation

1. Cut out the puppets from the copies of Reproducible Page C, based on the number of boys and girls in your class.
2. Make a sample puppet to show the children.

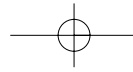
### Instructions

1. Greet the children as they arrive. Remind them that this week they are learning how Jesus wants his followers—or disciples—to resolve their problems with each other. *Jesus told his disciples to love each other as he loved them.*
2. Show the children the sample puppet you made. Tell them that they will make one to use later during the Life Application activity.

3. Distribute the puppets, craft sticks, glue sticks, craft eyes (if available) and crayons. Tell the children to color and decorate their puppets, and glue the eyes in place.
4. When they have finished decorating their puppets, help them glue their puppets to their craft sticks.
5. Circulate among the children to secure the craft sticks with tape. Make sure the children write their names in the space provided.

### Teacher Tips

- If your budget permits, bring in additional decorative materials for the puppets.



supplement

# LIFE APPLICATION



Fall 2

# Resolving Conflict

The Church  
Lesson 2

## On the Spot

The children will review this week's Bible Story as they consider ways that they can resolve conflict with a friend.

### Materials

For each child:

- puppet from Preclass Activity

For the teacher:

- small rubber ball
- small notebook
- pencil
- toy microphone (optional)

Reproducible Pages:

- Page D, 1 copy for the teacher

### Preparation

Read and practice this activity before class.

### Reviewing the Bible Story

Open your Bible to the book of Matthew. *The Bible story this week comes from the New Testament book of Matthew in chapters 5 and 8. Jesus taught how he wants his disciples—or followers—to work out their problems. For example: If someone hurts you, Jesus would want you to go quickly and talk to the person about it. If the person listens, then Jesus says you have helped to show the person his fault. If not, Jesus would want you to bring someone else with you, like a parent or teacher, who could help. If the person listens, then you have helped him. Jesus taught that it is very important for disciples to quickly work out their problems with each other. It is not good to hold bad thoughts and feelings inside toward another person. Jesus wants disciples to apologize when they hurt another person and to forgive others when they have hurt us.*

### Life Application: On the Spot

Tell the children that they will use their puppets from Preclass to act out Jesus' way to work out a problem with a friend right away or "on the spot." Explain that you will lead this like a television newscast and you will play the part of "Scoop," the on-the-spot reporter.

Choose one boy and one girl to help with the first news story. Have them join you with their puppets and face the rest of the group. Take notice of their names.

Use a newscaster's voice to present the following: *Good afternoon ladies and gentleman and welcome to "On the Spot" with me, Scoop. Today's top story involves two young people who are having a problem. Let's go live to the playground where [boy's name] just grabbed a ball away from [girl's name].*

Have the children use their puppets to act out playing with the ball. Have one grab it away from the other. *Excuse me, [girl's name] I guess you might be upset that [boy's name] took the ball away from you. This could be a problem. Does anyone in the audience have an idea of how to solve this problem? (Take responses.) Wait a minute, it looks like [girl's name] is telling [boy's name] how it made her feel when he took the ball. (Have the girl child act out talking to the other boy child.) And what's this? [boy's name] is saying that he's sorry! (Have the boy child act this out.) It looks like this problem has been solved and now they are playing together once again. Let's all remember that it's important to let people know when your feelings are hurt. It is also important to say you're sorry when you know you've hurt someone else.*

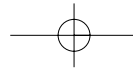
Choose two or three different children and have them act out similar situations with their puppets using the scenarios on your copy of Reproducible Page D. Continue until all the children who wish to participate have had a chance.

### Conclusion

*If a disciple has a problem with someone, what does Jesus want him to do? (talk about it between themselves right away) What would Jesus want a disciple to do if his friend did not listen to him or see his fault? (bring someone else along, forgive him anyway) Jesus wants disciples to say they are sorry and forgive each other when they have problems. He wants us to do this quickly so that we don't hold bad feelings inside. Close with a prayer asking God to help the children practice Jesus' teaching this week with their friends and family.*

### Teacher Tips

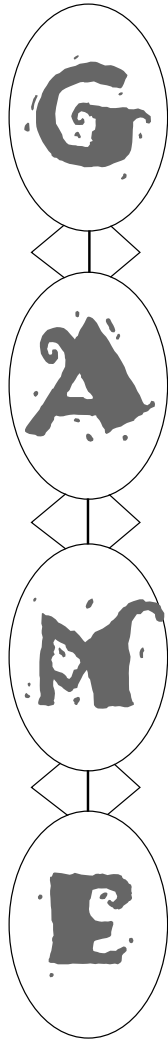
- You can use a costume and props to look more like a newscaster.



supplement

# Resolving Conflict

The Church  
Lesson 2



## Concentrate on Love

The children will review important ideas from this week's Bible Story as they play this matching game.

### Materials

*For the teacher:*

- 24 index cards, 3" x 5"
- glue stick
- scissors

*Reproducible Pages:*

- Page E, 4 copies for the teacher
- Page E, 2 copies for each child (optional, see Teacher Tip)

### Preparation

1. Cut out the cards from your four copies of Reproducible Page E and glue them to the index cards.
2. Practice leading this activity.

### Instructions

1. Introduce today's activity: *In our lesson this week, we are learning how Jesus wants his followers—or disciples—to work out the problems they have with each other. Jesus told his disciples that they should love each other the way that he loved them. He also told them that they should settle their differences quickly. That way, they would not have bad thoughts or feelings in their hearts for a long time. In your game today, you will review some important ideas about how Jesus wants his followers to resolve conflicts.*
2. Show the children one set of the cards you prepared. Read the words on each one. Explain that these are the same pictures they used in their craft this week. Read them in the correct order so that the children can repeat after you. Tell the children that they will play a memory game using these cards.
3. Collect and shuffle the cards. Neatly place them face down in four rows of six where all the children can see them.
4. Have the children each find a partner. Tell them that they will play as pairs to try and find the most matches. When one pair finds a match, they should say the words on the cards. The pair with the most matches wins.

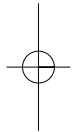
5. Encourage the children for their participation. If you made copies for the children, give them their copies to take home and make their own cards. Encourage them to play with their friends and family.

### Conclusion

Review the main ideas from this activity with the children. Ask them if they had any conflict this week and how they resolved it. Close with a prayer asking God to help us all work out our problems the way Jesus wants us to.

### Teacher Tips


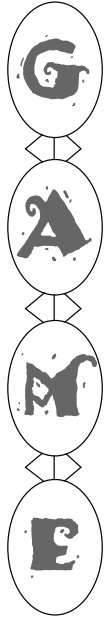
- If your time and budget permits, reproduce Page E on heavy card stock and laminate before cutting.
- If your time and budget permits, make two copies of Reproducible Page E for each child to take home to make their own cards.




# Resolving Conflict

The Church  
Lesson 2

supplement



**When there is a problem...**



**Talk about it right away!**



**Get help if you need it.**

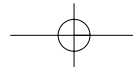


**Then forgive and have a great day!**

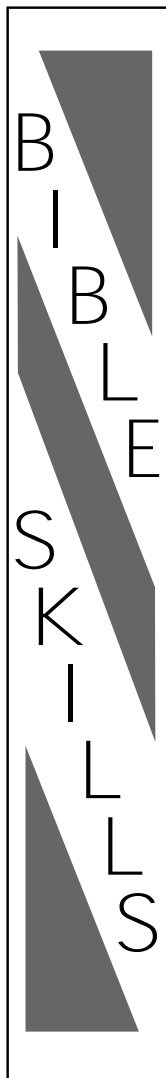
"I give you a new commandment: Love each other. You must love each other as I loved you."

John 13:34 (ICV)





supplement



Fall 2

# Resolving Conflict

The Church  
Lesson 2

## Quick Draw

The children will practice finding verses in the book of Matthew, John and 1 John.

## Materials

For the teacher:

- 24 pieces of ribbon or string, 10"
- paper
- pencil
- watch or timer with second hand
- extra Bibles

## Preparation

Practice leading this activity.

## Instructions

1. Introduce today's activity: *This week we are learning about how Jesus wants his disciples to resolve their problems with each other. In the Bible we learn all the things that Jesus told his followers about loving God, loving each other and resolving conflict. In our activity today, we will practice looking up some important verses in the Bible about loving each other and resolving conflict.*
2. Have the children each find a partner. Encourage the confident readers to work with the beginning readers. Have each pair share a Bible. Give three pieces of ribbon to each pair of children. Tell them to use the ribbons to mark their places in the Bible as they look up verses about resolving conflict.
3. Help the children to find the New Testament books of Matthew, John, and 1 John. Do this one at a time and make sure that all the children find each one successfully before moving on to the next. Have the children place a ribbon in each of these different pages to help them find the books again.
4. Help the children find Matthew 5 and Matthew 8. Once again, make sure that all the children find each book and chapter successfully. Have them place their finger on the chapter numbers when they find them.
5. Lead the children in finding John 13 in the same manner. Then lead them in finding 1 John 4.

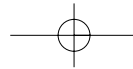
6. Lead the children in finding and reading the following references, making sure that all the children locate them successfully each time:
  - Matthew 5:23-24
  - Matthew 18:15-16
  - John 13:34
  - 1 John 4:20-21
7. Now, mix up the references and tell the children that you will time them to see how quickly they can find the verses. Once they find the verse, they should place their finger on the reference. Keep track of their times and determine the fastest times for each verse.

## Conclusion

Encourage the children for their participation. Ask the children how it makes them feel to know that Jesus wants his followers to love each other and resolve their problems quickly. Close with a prayer for the children to try and resolve their conflicts Jesus' way this week.

## Teacher Tips

- If ribbon or string is not available, cut strips of paper for the markers.
- Display the back of this Lesson Card if the children need to see the references.



supplement



# Resolving Conflict

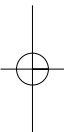
The Church  
Lesson 2

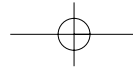
# Matthew 5:23-24

# Matthew 18:15-16

# John 13:34

# 1 John 4:20-21

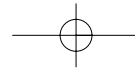




Core/Preclass/ 1 copy for each child  
Core/Craft/ 1 copy for the teacher

R  
E  
P  
R  
O  
D  
U  
C  
I  
B  
L  
E  
  
P  
A  
G  
E  
  
A



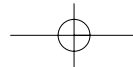


**Core/Craft**  
1 copy for each child

R  
E  
P  
R  
O  
D  
U  
C  
I  
B  
L  
E  
PAGE  
B





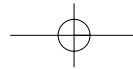




**Supplement/Preclass**  
1 copy for each child

R  
E  
P  
R  
O  
D  
U  
C  
I  
B  
L  
E  
P  
A  
G  
E  
C





### Supplement/Life Application

1 copy for the teacher

## On-the-Spot News Scenarios


### Scenario #1

It is the first day of school. You come to school in your new clothes feeling great. Your friend Jane sees you and says, "Yuck! Where did you get that outfit?" You feel very hurt. What do you do?



### Scenario #2

You are in Bible class with your best friend, working at the craft table. She gets up and moves to another chair. When you ask her to come back, she says, "No, I want to sit here with Mary, I don't want to be your friend anymore." You feel mad and hurt. What do you do?



### Scenario #3

You are very hungry and are standing in the lunch line at school. It is your turn to pick up your milk and get your tray. John, a friend of yours, pushes in the line ahead of you and knocks your milk on the floor. When the teacher asks what happened, John lies and says you pushed him. You get sent to the back of the line. You feel very mad. What do you do?



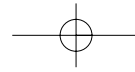
### Scenario #4

Your friend Jack came over after school to play and do homework together. You let him use your new pencil. It was your favorite one. It was a special pencil with a cool eraser on top given to you by your teacher. Jack has gone home and you discover that your pencil is gone. You look all over for it. You think Jack took it. You feel hurt. What should you do?




R  
E  
P  
R  
O  
D  
U  
C  
I  
B  
L  
E  
PAGE  
D






**Supplement/Game/** 4 copies for the teacher  
2 copies for each child (optional)

R  
E  
P  
R  
O  
D  
U  
C  
I  
B  
L  
E  
P  
A  
G  
E  
E



**When there is  
a problem...**



**Talk about it  
right away!**



**Get help  
if you need it.**



**Then forgive  
and have a  
great day!**

"I give you a new  
commandment:  
Love each other.  
You must love  
each other as I  
loved you."

John 13:34 (ICV)

