

WOMAN OF NOBLE CHARACTER (GIRLS)

LESSON TEXT

Proverbs 31:10-31

LESSON OBJECTIVES

- The students will identify seven aspects of the woman of noble character that make her worthy of respect.
- The students will explain the meaning and importance of fearing the Lord.
- The students will identify and spend time with a sister in the congregation who they believe exemplifies characteristics of a godly woman.

MATERIALS NEEDED

For each student:

- pen or pencil

For the teacher:

- dictionary
- 1 copy of "Good News from the Kingdom"
- globe or map of the world
- extra Bibles

Reproducible Pages:

- Page A, 1 copy for each student
- Page B, 1 copy for each student
- Page C, 1 copy for the teacher and 1 copy for the woman to be interviewed
- Page D, 1 copy for each student

LESSON PLAN

Getting Ready

Faithful Instruction
 Teacher Focus
 Teacher Tips
 Preclass Activity: The Woman of Noble Character
 Starting Up
 Welcome and Singing
 Opening Prayer
 Victories
 Good News from the Kingdom

Getting into God's Word

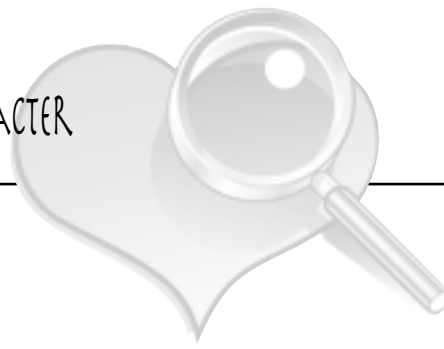
Story: Hero for God: Elena McKean
 Scripture Study
 Activity: Interview of Women's Ministry Leader

Getting It to Others

Scripture Memory: Proverbs 31:30
 Weekly Challenge and Snack Time
 Conclusion

SCRIPTURE MEMORY

Charm is deceptive, and beauty is fleeting;
 but a woman who fears the LORD is to be praised.
 Proverbs 31:30



STARTING UP

WELCOME AND SINGING

Call the students together in a circle. Welcome everyone by name, being sure to recognize anyone who is visiting. Let them know how glad you are to see them, and how much you looked forward to being with them. Sing a few great songs.

OPENING PRAYER

Who would like to say a prayer to start today's time together? Let a few students lead the prayer. Encourage them to mention missing students, special church activities, illnesses, and to be especially thankful for the chance to be together. Have them pray that each girl will desire to have a godly character, and that each will grow in her desire to please God. Have them also pray for the boys as they are having their class and learning to be men after God's own heart like David.

VICTORIES

Take the time to have the students share about the challenge they were given at the end of last week's class. *Did everyone complete their challenge? How did it go? What fears did you face as you met the challenge to put the lesson into practice? How did everyone do with having consistent quiet times? Would anyone like to share something they learned?*

Praise and encourage all the students' efforts, especially noting any area of significant growth. Offer help and suggestions so they can have even more victories in the coming week.

GOOD NEWS FROM THE KINGDOM

MATERIALS USED

For the teacher:

- 1 copy of "Good News from the Kingdom"
- globe or map of the world

INSTRUCTIONS

Now let's take a few minutes to share "Good News from the Kingdom." Be excited as you read about what is happening around the world. Have a globe or map ready, pointing out the location as you share. Remind your students that the kingdom of God is worldwide, and that the victories of our brothers and sisters in other countries can inspire us and spur us on.





STORY

"HERO FOR GOD: ELENA MCKEAN"

Elena McKean is one of God's modern-day heroes whose heart and vision has led her, along with her husband, Kip, to do great things for God all over the world.

MATERIALS USED

For the teacher:


- extra Bibles

Reproducible Pages:

- Page B, 1 copy for each student

INSTRUCTIONS

1. Have the students take out their copies of Reproducible Page A (The Woman of Noble Character). *Did you find all the words? What did you write down regarding what it means to have a noble character?*
2. Give each student a copy of Reproducible Page B ("Hero for God: Elena McKean").
3. Ask the students to listen as you read the story and to think about how they would have reacted if they had to make the decisions that Elena did.
 - *What did you learn about Elena McKean today?*
 - *If you were Elena, how would you have felt about going to the Middle East and to Russia with your family?*
 - *What do you think was Elena's motivation for going to the Middle East and to Russia?*
 - *What did Elena allow God to help her overcome so that she could be a powerful woman for him?*
 - *How does this encourage you as you think about your future?*



SCRIPTURE STUDY

Explain that today's lesson talks about the woman described in Proverbs 31. Select seven volunteers to read the passage in seven parts, divided as follows:

Proverbs 31:10-12

Proverbs 31:13-19

Proverbs 31:20

Proverbs 31:21-22

Proverbs 31:23-25

Proverbs 31:26-28

Proverbs 31:29-31

Have a discussion of each passage before going on to the next. Remind your students that even though this passage describes a wife of noble character, most of these characteristics can also be found in any woman who is truly devoted to God.

Proverbs 31:10-12

- *Why is a wife of noble character hard to find?*
- *What are some of the ways you see women portrayed on television or in the movies?*

Proverbs 31:13-19

- *What are some of the characteristics that this woman shows?*
 1. is a hard worker
 2. is a servant
 3. helps the poor
 4. takes care of family's needs
 5. gets strength from God
 6. is wise
 7. has inner beauty
- *Why is it important to be a hard worker?*
- *What does it mean to be a servant of your family?*

Proverbs 31:20

- *Why is helping the poor so important?*
- *How can you help the needy who are in your own community?*

Proverbs 31:21-22

- *How does a noble wife show that she cares about her family?*



Proverbs 31:23-25

- *What does it mean to be "clothed" with strength and dignity?*
- *Where does the woman of noble character get her strength?*

Proverbs 31:26-28

- *How do you think a godly woman becomes so wise?*
- *What does it mean that she does not "eat the bread of idleness"?*
- *Why do her husband and children love and respect her so much?*

Proverbs 31:29-31

- *Why and how is charm deceptive?*
- *How is it that beauty is fleeting? Is this the message you see on television or in the movies?*
- *What does it mean to fear the Lord?*

ACTIVITY

INTERVIEW OF WOMEN'S MINISTRY LEADER

The students will interview a women's ministry leader in class today. The goal is not only to deepen their understanding of what it means to be a godly woman, but to feel a connection with their ministry leader who is a great role model for them.

MATERIALS USED

Reproducible Pages:

- Page C, 1 copy for the teacher and 1 copy for the woman to be interviewed

PREPARATION

1. Invite a women's ministry leader to come to your class to be interviewed by the girls.
2. Give her a copy of Reproducible Page C so she will know the majority of the questions that will be asked.
3. Tell her an approximate time to arrive at the door.
4. Decide what you will want her to do if she arrives before you are ready for her to be interviewed.
5. Cut up the questions on a copy of Reproducible Page C, and have them ready to give out to several girls to ask the guest.
6. On the blank numbers 8-10, add any questions that are customized for your particular guest.

INSTRUCTIONS

1. Hand out the question strips to different students.
2. Tell them to be sure to notice the number of their question because the questions are to be asked in order...beginning with #1.
3. Greet your guest and introduce her to the class.
4. Allow the students to ask the questions one at a time and let the guest answer them.
5. After considering the maturity of your class and the time available, you can decide whether you want to open the interview to impromptu questions from the girls.
6. At the end of the interview, thank your guest for coming and allow her to go back to the service.



SCRIPTURE MEMORY

Charm is deceptive, and beauty is fleeting;
but a woman who fears the Lord is to be praised.
Proverbs 31:30

MATERIALS USED

Reproducible Pages:

- Page D, 1 copy for each student

INSTRUCTIONS

1. Give each student a copy of Reproducible Page D (Memory Verse).
2. Have the students say the memory verse together aloud several times.
3. Talk about what the verse means. *What does it mean that charm is deceptive and beauty fleeting? How can you "fear the Lord" in your life? (Make sure the girls understand the "fearing the Lord" means having a great respect for him and for his word. It does not mean being afraid of him.)*

WEEKLY CHALLENGE AND SNACK TIME

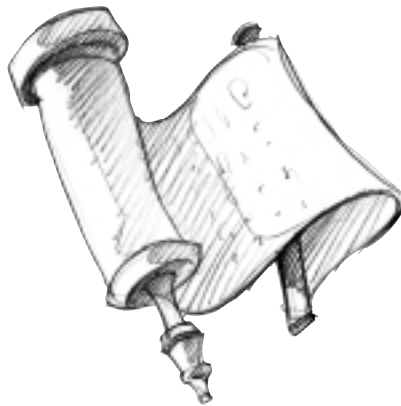
If your students bring a snack, allow them to eat while you explain to them the challenge for the week.

Have your students think about the characteristics of a godly woman that they have read about today. Have each student select a woman in the congregation who exemplifies one or more of these characteristics and ask her advice about what she (the student) can do to gain one of these characteristics in her own life. Tell them to ask questions, such as the following: What scriptures have helped you? What do you pray about?

Tell your students to be ready to share what they have learned during next week's class.

CONCLUSION

End the class with a prayer.



WEEKLY CHALLENGE

Select a woman in your congregation whose godly character you admire. Focus in on one characteristic, and ask her advice about what you can do to gain this characteristic in your own life. Be sure to tell her how much you respect her, and thank her for her time.

WOMAN OF NOBLE CHARACTER

LESSON TEXT

Proverbs 31:10-31

LESSON OBJECTIVES

- The students will identify seven aspects of the woman of noble character that make her worthy of respect.
- The students will determine one of the characteristics of a godly woman to incorporate into their own lives.
- The students will identify and spend time with a sister in the congregation who they believe exemplifies characteristics of a godly woman.

MATERIALS NEEDED

For each student:

- pen or pencil
- 1 piece of colored paper (8½" x 11")

For the teacher:

- extra Bibles
- colored markers or pencils, fancy stickers, stamps/stamp pads, blow pens, etc.

Reproducible Pages:

- Page E, 1 copy for each student

LESSON PLAN

Getting Ready

Faithful Instruction
 Teacher Focus
 Teacher Tips
 Preclass Activity: Famous Mothers of the Bible
 Starting Up
 Welcome and Singing
 Opening Prayer and Review
 Great News Sharing

Getting into God's Word


Scripture Study
 Activity: A Card for a Special Woman

Getting It to Others

Scripture Memory: Proverbs 31:30
 Weekly Challenge and Snack Time
 Conclusion

SCRIPTURE MEMORY VERSE

Charm is deceptive, and beauty is fleeting;
 but a woman who fears the LORD is to be praised.
 Proverbs 31:30



FAITHFUL INSTRUCTION

TEACHER FOCUS

Pray before preparing this lesson. Read and meditate on Proverbs 31:10-31. Think about the different characteristics of a godly woman that are pointed out in this passage. What do you see in your life that can change as you strive to be of more "noble character"? Do you look to the kingdom for examples of godly women? Do you reach out to these women for advice and encouragement?

TEACHER TIPS

This lesson is to help your students understand the characteristics of a godly woman and to work and pray to incorporate those characteristics into their lives. Watch the girls in your class, and take note of the different characteristics in each of them that are like those of the woman of noble character. Encourage the students in these areas, and help them to see where they need to grow.

PRECLASS ACTIVITY

FAMOUS MOTHERS OF THE BIBLE

The students will use their Bibles to match famous mothers of the Bible with their children.

MATERIALS USED

For each student:

- pen or pencil

For the teacher:

- extra Bibles

Reproducible Pages:


- Page E, 1 copy for each student

INSTRUCTIONS

1. Give each student a copy of Reproducible Page E (Famous Mothers of the Bible) and a pen or pencil.
2. Ask your students to identify the mother who is talked about in each question and write that woman's name in the appropriate space, using the passages given with each question.

ANSWER KEY:

- | | |
|-------------------|--|
| 1. EVE | the mother of all mankind |
| 2. HANNAH | the mother of Samuel |
| 3. HERODIAS | the mother of the girl who asked for John the Baptist's head |
| 4. ZEBEDEE'S WIFE | the mother of James and John |
| 5. REBEKAH | the mother of Jacob and Esau |
| 6. JOCHEBED | the mother of Moses |
| 7. SARAH | the mother of Isaac |
| 8. HAGAR | the mother of Ishmael |



STARTING UP

WELCOME AND SINGING

Call the students together in a circle. Welcome everyone by name, being sure to recognize anyone who is visiting. Let them know how glad you are to see them, and how much you looked forward to being with them. Sing a few great songs.

OPENING PRAYER AND REVIEW

- Open with one of the students praying for each girl to desire to be a woman of God and to dream about the ways that God will use her life.
- Have one student recite the memory verse for this lesson: Proverbs 31:30.
- Have a student briefly review the previous lesson (Core Lesson).

GREAT NEWS SHARING

Allow several minutes for the students to share great news about their lives. This could be about a family member who became a disciple; someone healed from an illness, someone studying the Bible, great grades, etc. Remind the students to be brief, so that as many as possible can share.



A Godly Woman Is a Hard Worker



SCRIPTURE STUDY

Ask the students to take out their copies of Reproducible Page E (Famous Mothers of the Bible). *Did everyone identify all the mothers in the references?* Use the answer key to make sure everyone has the correct answers.

Have the students take out their Bibles and turn to Proverbs 31:10-31. Select three volunteers to read the passage. Divide the reading as follows:

- Proverbs 31:10-15
- Proverbs 31:16-23
- Proverbs 31:24-31

Ask the students to talk about what they learned from this story during their last class. Get as many students as possible to participate and share aspects that were significant to them.

- *Which characteristics of the woman of noble character were most important to you? Why?*
- *What can you do to make those characteristics a part of your life?*

Ask each student to choose one characteristic to work on for the rest of the week. Go around the room and ask each girl to share which characteristic they chose and why they chose it.

- *How will you work on that characteristic during the week? (Give advice and ideas when needed.)*
- *How can you help each other to grow in these areas?*





ACTIVITY

A CARD FOR A SPECIAL WOMAN

The students will make cards to thank the women's ministry leader whom they interviewed. They will communicate their love, respect and appreciation.

MATERIALS USED

For each student:

- pen or pencil
- 1 piece of colored paper (8 1/2" x 11")

For the teacher:

- colored markers or pencils, fancy stickers, stamps/stamp pads, blow pens, etc.

INSTRUCTIONS

1. Distribute the materials.
2. Have the students make cards for the women's ministry leader, expressing their appreciation for specific godly characteristics that they see in her life and thanking her for coming and sharing with them. (If anyone missed the Core Lesson, she should make a card for a special godly woman in her life.)
3. Have the students decorate the cards in any way they would like.
4. When each student is finished, have the group come back together and share with each other what they wrote.



SCRIPTURE MEMORY

Charm is deceptive, and beauty is fleeting;
but a woman who fears the Lord is to be praised.
Proverbs 31:30

INSTRUCTIONS

1. Review the scripture memory verse that was given during the previous lesson.
2. Practice the verse in the class together.
3. *Does this mean that it is wrong to try to look pretty? (no) Who would like to explain what it does mean?*


WEEKLY CHALLENGE AND SNACK TIME

If your students bring a snack, allow them to eat while you explain to them the challenge for the week.

Remind your students that their challenge was to select a woman in the congregation whose godly character they admire and to ask advice about what they can do to gain that godly character in their own lives. Find out how many have completed the challenge, and ask them to share what they learned. Give advice and encouragement to those who have not yet completed the challenge.

CONCLUSION

End the class with a prayer.



WEEKLY CHALLENGE

Select a woman in your congregation whose godly character you admire. Focus in on one characteristic, and ask her advice about what you can do to gain this characteristic in your own life. Be sure to tell her how much you respect her, and thank her for her time.

THE WOMAN OF NOBLE CHARACTER

A	W	J	R	E	T	C	A	R	A	H	C	M	X	E
D	R	O	L	E	H	T	S	R	A	E	F	T	F	U
E	F	M	M	B	S	S	E	N	E	L	D	I	O	N
S	R	E	S	P	E	C	T	E	D	P	W	R	J	J
S	D	I	D	A	X	D	R	A	H	S	K	R	O	W
E	Y	A	N	E	R	L	U	F	H	T	I	A	F	L
L	T	M	A	S	R	E	N	X	R	H	S	Y	Z	U
B	I	O	H	R	T	O	S	T	R	E	N	G	T	H
T	N	L	R	P	P	R	N	T	M	P	X	R	G	N
Q	G	T	E	V	K	W	U	O	R	O	C	T	N	C
E	I	N	G	S	I	H	V	C	H	O	D	C	W	C
R	D	N	A	B	S	U	H	D	T	R	N	S	M	K
G	Z	N	E	R	D	L	I	H	C	I	C	G	I	Z
S	K	X	W	R	K	M	R	E	L	B	O	N	B	W
Z	M	A	O	K	B	U	I	G	V	Z	V	N	G	B

ARMS ARE STRONG
CHILDREN
FAITHFUL
HELPS THE POOR
NO IDLENESS
WIFE

BLESSED
DIGNITY
FEARS THE LORD
HUSBAND
NOBLE
WORKS HARD

CHARACTER
EAGER HANDS
HONORED
INSTRUCTION
RESPECTED
WISDOM

Look up "noble" in the dictionary. What does it mean? _____

What do you think it means to have a "noble character"? _____

HERO FOR GOD: ELENA MCKEAN

Being born in Cuba, leaving immediately after the revolution to come to America when I was four years old made me a "foreigner." I remember the fears and insecurities that I felt. I only trusted and felt comfortable with my immediate family.

Growing up, I dreamed about helping women to be successful, to be totally secure in who they were, to ensure equal rights and opportunities. I got serious about the Bible and living for Christ when I was 17. God has truly helped me, a foreigner, to feel secure in his love and to realize my dream to help women through the incredible teachings of the Bible.

God called me to be a radical risk-taker. It is in my nature to hold back and be fearful, to be cowardly. As a brand new Christian, I was afraid of speaking about God before groups. I did not feel comfortable talking about spiritual or personal issues, but I knew that to be like Jesus I needed to speak up about the truth. By decision, prayer and support from others, I conquered these fears.

God continues to test my heart and to call me to overcome fear. Going and doing what seems dangerous or foolish in the eyes of men is a constant challenge as I serve God. I have been called to live by faith and not by sight. I have also been called not to give in to hysterical fears as my husband and I share the gospel around the world. Love for God and people's souls enables me to rise above the fears and temptations to be cowardly.

Several years ago we spent time in a Middle Eastern city in order to build up the church. We came in for a summer with our family after all the other Americans were expelled for evangelizing. I overcame my fear, and God blessed us with fruit and kept us safe.

As my husband, Kip, and I went into Moscow, the capital of the then Communist Soviet Union, to start a Christian church, I felt those "foreigner" insecurities once again. But, God had given me a purpose and a mission. He wanted me to show love to the oppressed women who had not been given a chance to learn about God or the Bible. I didn't speak Russian, but I prayed hard to meet bilingual people. God answered my prayers and continues to build my faith as we see so many modern day miracles happening in the Russian churches and in churches around the world.

Condensed from the following: Elena McKean, "Ruth: Dreams Can Come True," *She Shall Be Called Woman: Vol 1*, eds. Sheila Jones and Linda Brumley (Woburn, Massachusetts: DPI, 1999), 102-104.

QUESTIONS FOR INTERVIEW

<p>1.</p> <p>Where did you live when you were my age? What were you like?</p>	<p>2.</p> <p>When did you become a disciple? How were you converted?</p>
<p>3.</p> <p>As you were growing up, did you ever think you would one day be in the ministry? Why or why not?</p>	<p>4.</p> <p>What are some ways that God has changed you to make you into the godly woman you are today?</p>
<p>5.</p> <p>What are some ways you want to continue to change?</p>	<p>6.</p> <p>What do you think the most important thing is that we should remember as preteens?</p>
<p>7.</p> <p>What input can you give to us to help us to grow up to be godly women?</p>	<p>8.</p>
<p>9.</p>	<p>10.</p>

(Add any questions customized for your particular guest.)

SCRIPTURE MEMORY

Charm is deceptive, and beauty is fleeting;
but a woman who fears the LORD is to
be praised.

PROVERBS 31:30

WEEKLY CHALLENGE

Select a woman in your congregation whose godly character you admire. Focus in on one characteristic, and ask her advice about what you can do to gain this characteristic in your own life. Be sure to tell her how much you respect her, and thank her for her time.

FAMOUS MOTHERS OF THE BIBLE

Using the passages given with each question, find the mother who fits each description.

1. Who was the "mother of all the living"?
(Genesis 3:20) _____
2. What mother "lent" her child to the Lord?
(1 Samuel 1:22, 28) _____
3. What mother urged her daughter to ask for
a man's head on a platter?
(Matthew 14:6-8) _____
4. What mother asked Jesus if her two sons could
sit on his right and left hand in his kingdom?
(Matthew 20:20-21) _____
5. What mother helped her son deceive his father?
(Genesis 27:6-19) _____
6. What mother served as a paid nurse for her baby son?
(Exodus 2:1-9; 6:20) _____
7. What ninety-year-old woman became a mother?
(Genesis 17:15-17) _____
8. What mother arranged for her son to marry an Egyptian girl?
(Genesis 21:17, 21) _____