

DAVID: MAN OF GOD (BOYS)

LESSON TEXT

1 Samuel 16-17

LESSON OBJECTIVES

- The students will identify David as the shepherd who became king of Israel and Goliath as the enemy of the armies of God.
- The students will identify four character traits in David that made him a man after God's heart.
- The students will identify the godly characteristics of David in Christian brothers they know.

MATERIALS NEEDED

For each student:

- pen or pencil

For the teacher:

- 1 copy of "Good News from the Kingdom"
- globe or map of the world
- extra Bibles
- scissors
- materials for making props for the play: yarn, cloth or leather strips, sturdy cardboard, foil, tape, length of fabric, large paper grocery bags and other creative items

Reproducible Pages:

- Page A, 1 copy for each student
- Page B, 1 copy for each student
- Page C, 1 copy for each student
- Page D, 1 copy for each student
- Page E, 1 copy for each student

LESSON PLAN

Getting Ready

Faithful Instruction
Teacher Focus
Teacher Tips
Preclass Activity: David and Goliath
Starting Up
Welcome and Singing
Opening Prayer
Victories
Good News from the Kingdom

Getting into God's Word

Story: "Hero for God: Henry Kriete"
Scripture Study
Activity: Preparation for a Play


Getting It to Others

Scripture Memory: 1 Samuel 16:7
Weekly Challenge and Snack Time
Conclusion

SCRIPTURE MEMORY

But the Lord said to Samuel, "Do not consider his appearance or his height, for I have rejected him. The Lord does not look at the things man looks at. Man looks at the outward appearance, but the Lord looks at the heart."

1 Samuel 16:7



FAITHFUL INSTRUCTION

TEACHER FOCUS

Pray before preparing this lesson. Read and meditate on 1 Samuel 16-17. Think about how God chose David because of the condition of his heart and then used him in the battle against Goliath. Think about the heart for God that David must have had—God trusted him to win a great victory. Where is your own heart spiritually right now? Do you really trust that God will give you victories in your life? Are you allowing him to make you into a man of God? Are there “Goliaths” in your life that are “taunting” you? Decide, as you prepare this class, to give these things over to God and to trust him to give the victories.

TEACHER TIPS

Your focus in this lesson is to help the boys in your class decide that they want their characters to be pleasing to God. As opportunities arise, point out the character traits in your students that are “after God’s own heart.” Look for ways to encourage their growth, and give each boy a vision for the ways that God can use him. (The girls will have a separate class.)

Your students will be practicing a play to present during their next class about David’s victory over Goliath. Read over the play prior to the day of class, and gather different materials for your students to use in making props. Be creative in bringing materials that would be fun to use in decorating the pieces of armor. You may want to sketch out your ideas for the different props in order to give the students a head start.

PRECLASS ACTIVITY

DAVID AND GOLIATH

This puzzle will lead the students to a statement that defines the character of David.

MATERIALS USED

For each student:

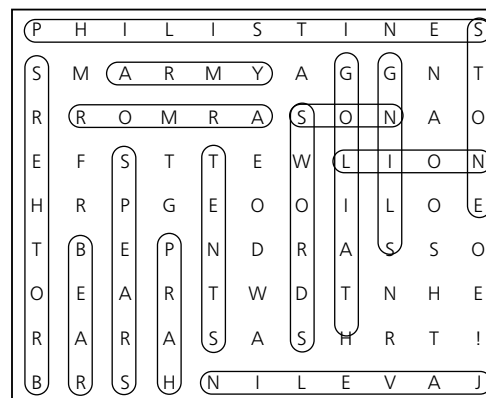
- pen or pencil


Reproducible Pages:

- Page A, 1 copy for each student

INSTRUCTIONS

1. Give each student a copy of Reproducible Page A (David and Goliath) and a pen or pencil.
2. Tell the students to follow the instructions (suggest that they completely mark through the words as they find them—this will make the second part of the challenge easier).
3. Have them write the message they discover on the blank at the bottom of the page. (MESSAGE: MAN AFTER GOD’S OWN HEART!)





STARTING UP

WELCOME AND SINGING

Call the students together in a circle. Welcome everyone by name, being sure to recognize anyone who is visiting. Let them know how glad you are to see them and how much you looked forward to being with them. Sing a few great songs.

OPENING PRAYER

Who would like to say a prayer to start today's time together? Select one or two students to pray for one to two minutes each. Encourage them to mention missing students, special church activities, illnesses, and to be especially thankful for the chance to be together. Have them pray that each student will develop a heart and character pleasing to God. Have them also pray that the girls' class will go well today and that the girls will learn more about how to please God.

VICTORIES

Take the time to have students share about the challenge they were given at the end of last week's class. *Did everyone complete their challenge? How did it go? What fears did you face as you met the challenge to put the lesson into practice? How did everyone do with having consistent quiet times? Would anyone like to share something they learned?*

Praise and encourage all the students' efforts, especially noting any area of significant growth. Offer help and suggestions so they can have even more victories in the coming week.

GOOD NEWS FROM THE KINGDOM

MATERIALS USED

For the teacher:

- 1 copy of "Good News from the Kingdom"
- globe or map of the world

INSTRUCTIONS

Now let's take a few minutes to share "Good News from the Kingdom." Be excited as you read about what is happening around the world. Have a globe or map ready, pointing out the location as you share. Remind your students that the kingdom of God is worldwide, and that the victories of our brothers and sisters in other countries can inspire us and spur us on.





STORY

"HERO FOR GOD: HENRY KRIETE"

Henry Kriete is a spiritual hero: a man who overcame an unstable and violent past to become a powerful evangelist and missionary in God's church. He is a man of faith and courage—two of David's godly character traits.

MATERIALS USED

For the teacher:

- extra Bibles

Reproducible Pages:

- Page B, 1 copy for each student

INSTRUCTIONS

1. *What do you find the most inspiring about David as a boy?*
2. Distribute copies of Reproducible Page B ("Hero for God: Henry Kriete") to each student.
3. Ask the students to follow along as you read the story aloud and to think about how they would have reacted if they had been in some of the same situations that Henry Kriete was in.
4. *What qualities of David do you see in Henry Kriete?*

SCRIPTURE STUDY

Explain to the students that today's lesson is about David, the man who eventually became king over God's people, the Israelites. He was a man of courage, and God called him a man after his own heart. Read 1 Samuel 16:6-13 and tell the students the story of God choosing David in your own words.

- *What does it mean to look at the outward appearance of something? Why is it that even today we look at the outward appearance more than at what is in the heart?*

Have the students turn in their Bibles to 1 Samuel 17. Select five volunteers to read the passage. Divide the reading as follows:

- 1 Samuel 17:1-15
- 1 Samuel 17:16-24
- 1 Samuel 17:25-37
- 1 Samuel 17:38-49
- 1 Samuel 17:50-58

- *Who are the main characters in this story?* (David / Eliab [David's oldest brother] / Goliath / Saul / the Israelites / the Philistines)
- *Why did David go to the battlefield?* (It was his habit to take food to his brothers while they were on the battlefield. [17:15])
- *Why do you think David's brothers were angry at him for coming and asking questions?* (17:28) (Maybe they were afraid of Goliath and took it out on David. / They could have thought that he was just wanting to hang out with them and the other soldiers, to be where all the action was happening. / They could have thought: "Go home. You are getting in the way. You're a little kid and this is adult stuff going on here.")
- *When David looked at the situation, what did he observe?* (He saw the giant, Goliath, insulting the Israelites and God himself. [17:23] / He saw the Israelites retreating in fear. [17:11, 24] / He saw that King Saul was also doing nothing personally to stand up to Goliath [though he was willing to reward anyone else who would]. [17:11, 25] / He saw that no one had faith in God. [17:24])
- *What was David's reaction in his own heart? What did he decide to do?* (Have the students look up the particular verses listed below as you go, and have them find what David did or said.) (He told Saul that he would be the one to fight Goliath. [17:32] / He defended his ability to fight by saying that he had previously killed both a lion and a bear while defending his father's sheep. [17:34-36] / He knew that it would be God who would deliver him from Goliath. [17:37] / He knew that his greatest weapon was God himself. [17:45] / He was confident that God would be glorified by the victory. [17:46-47])
- *What might David have been tempted to think or feel as he went out to meet Goliath?* (fear / insecurity / what have I gotten myself into? / hopeless)
- *Think about the biggest wrestler, boxer, football lineman or other athlete you have seen. How would you feel if you were matched against him one-on-one with no one else there to protect you?* (mostly a thought question, but you can also take answers if the students offer them)



- After having read and discussed the story of David, what do you most admire about him as a boy? (help the students to clearly identify David's godly characteristics as even a boy: courage, faith in God, respect for God, confidence, not giving in to thinking that he is too young to make a difference in the world, obedience to his father, boldness in speaking up for his faith, etc.)

ACTIVITY

PREPARATION FOR A PLAY

The students will practice parts and make props for a play about David's victory over Goliath.

MATERIALS USED

For the teacher:

- scissors
- materials for making props for the play: yarn, cloth or leather strips, sturdy cardboard, foil, tape, length of fabric, paper grocery bags and other creative items

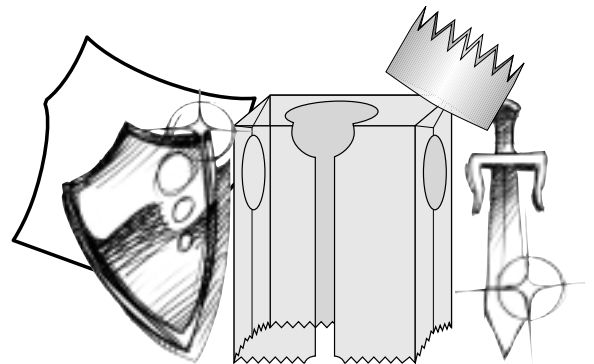
Reproducible Pages:

- Page C, 1 copy for each student and 1 copy each for the Core and Supplement teachers
- Page D, 1 copy for each student and 1 copy each for the Core and Supplement teachers

INSTRUCTIONS

1. Make a copy of Reproducible Pages C and D on the front and back of a sheet of paper. Give each student a copy of the play.
2. Your students will be making props in preparation for the play to be performed during their next class and practicing their parts. Make sure you and your assistants supervise all steps of this process.
3. Tell the students to make the props out of the materials you have provided as follows:
 - David's sling—yarn, cloth or leather strips
 - Saul's armor (too large for David)—sturdy cardboard and tape or large paper grocery bag with holes cut for the arms and head
 - Goliath's armor (very large)—sturdy cardboard and tape or large paper grocery bag with holes cut for the arms and head
 - Spear and sword—sturdy cardboard (not to be sharp!)

- Saul's robe and crown—length of fabric, cardboard and foil
NOTE: See accompanying sketches to get ideas of how to cut the cardboard to make armor. You could make armor out of the grocery bags for those who are soldiers in the army and then make the sturdier armor out of cardboard for Goliath's and Saul's armor.
4. Assign parts to the students. Allow extra students to be the group of Israelites. Students who do not have a speaking part or who do not wish to act may create the props.
 5. Allow the students to use their imagination as they cut out and decorate the armor. Allow the students who will play the roles of David and Goliath to oversee the making of their armor.
 6. When all the props are completed, do not allow the students to play with them. Collect them and store them away. After class, give them to the Supplement teacher, along with a copy of the play and a list of the role assignments for use in the next class. Do not allow any of the students to take the props home. Tell the students to bring their copies of the play to the next class (Supplement Lesson). Suggest that they fold it and put it in their Bibles so they do not lose it.
 7. If you have time, allow the students to practice the play without props.



SCRIPTURE MEMORY

But the Lord said to Samuel, "Do not consider his appearance or his height, for I have rejected him. The Lord does not look at the things man looks at. Man looks at the outward appearance, but the Lord looks at the heart."

1 Samuel 16:7

MATERIALS USED

Reproducible Pages:

- Page E, 1 copy for each student

INSTRUCTIONS

1. Give each student a copy of Reproducible Page E (Memory Verse).
2. Have them say the memory verse together several times. Talk about what the verse means. *What does it mean that God looks at the heart? As you memorize the passage this week, think about what is on the inside of you.*

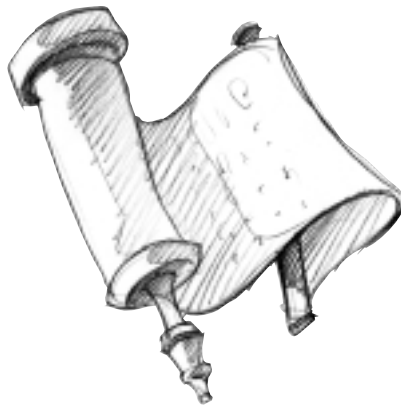
WEEKLY CHALLENGE AND SNACK TIME

If your students bring a snack, allow them to eat while you explain to them the challenge for the week.

This week, select a brother in the congregation whose life exemplifies one of the characteristics of David's heart. Share with the brother how he reminds you of David, and ask for advice on how you can have that characteristic in your own life.

CONCLUSION

End the class with a prayer.



WEEKLY CHALLENGE

Select a brother in the congregation who is an example of one of the characteristics of David's life. Tell that brother how he reminds you of David, and ask for advice on how you can have that characteristic in your life.

DAVID: MAN OF GOD

LESSON TEXT

1 Samuel 16-17

LESSON OBJECTIVES

- The students will identify David as the shepherd who became king of Israel and Goliath as the enemy of the armies of God.
- The students will identify four character traits in David that made him a man after God's heart.
- The students will identify the godly characteristics of David in Christian brothers they know.

MATERIALS NEEDED

For each student:

- pen or pencil

For the teacher:

- extra Bibles
- props made during Core Lesson
- list of roles assigned in the Core Lesson

Reproducible Pages:

- Page C, 1 copy for the teacher (from Core teacher), 1 copy for each student (received in the Core Lesson—to be brought back to class by the students)
- Page D, 1 copy for the teacher (from Core teacher), 1 copy for each student (received in the Core Lesson—to be brought back to class by the students)
- Page F, 1 copy for each student

LESSON PLAN

Getting Ready

- Faithful Instruction
 - Teacher Focus
 - Teacher Tips
- Preclass Activity: Heroes of God
- Starting Up
 - Welcome and Singing
 - Opening Prayer and Review
 - Great News Sharing

Getting into God's Word

- Scripture Study
- Activity: David: A Man After God's Own Heart


Getting It to Others

- Scripture Memory: 1 Samuel 16:7
- Weekly Challenge and Snack Time
- Conclusion

SCRIPTURE MEMORY

But the Lord said to Samuel, "Do not consider his appearance or his height, for I have rejected him. The Lord does not look at the things man looks at. Man looks at the outward appearance, but the Lord looks at the heart."

1 Samuel 16:7



FAITHFUL INSTRUCTION

TEACHER FOCUS

Pray before preparing this lesson. Read and meditate on 1 Samuel 16-17. Think about how God chose David because of the condition of his heart, and then used him in the battle against Goliath. Think about the heart for God that David must have had—God trusted him to win a great victory. Where is your own heart spiritually right now? Do you really trust that God will give you victories in your life? Are you allowing him to make you into a man of God? Are there “Goliaths” in your own life that are “taunting” you? Decide, as you prepare this class, to give these things over to God and to trust him to give the victories.

TEACHER TIPS

Your focus in this lesson is to help the boys in your class decide that they want their characters to be pleasing to God. As the opportunities arise, point out the character traits in your students that are “after God’s own heart.” Look for ways to encourage their growth, and give each boy a vision for the ways that God can use him.

Your students will be performing a play that they began to practice during their last class. Be sure to communicate with the teacher of the Core Lesson to obtain a list of the roles assigned, a copy of the play (Reproducible Pages C and D) and the props that the students made.

PRECLASS ACTIVITY

HEROES OF GOD

The students will use their Bibles to match Biblical heroes to their heroic acts.

MATERIALS USED

For each student:

- pen or pencil

For the teacher:

- extra Bibles

Reproducible Pages:

- Page F, 1 copy for each student


INSTRUCTIONS

1. Give each student a copy of Reproducible Page F (Heroes of God) and a pen or pencil.
2. Listed in the left-hand column are the names of some courageous men of God. Have the students look up each passage and then match the heroic act with the hero who performed it.



ANSWER KEY:

- | | | |
|-----------------------------|---|---------------------------------------|
| 1. Gideon..... | F | Attacked with only three hundred men |
| 2. Aaron..... | D | Stood up to Pharaoh with Moses |
| 3. David..... | G | Faced an enemy giant and won |
| 4. Benaiah..... | H | Killed a lion and an Egyptian warrior |
| 5. Daniel..... | A | Persisted in praying |
| 6. Joseph of Arimathea..... | B | Dared to ask Pilate for Jesus’ body |
| 7. Nehemiah..... | E | He refused to run away |
| 8. Shammah..... | C | He beat back the enemy alone |



STARTING UP

WELCOME AND SINGING

Call the students together in a circle. Welcome everyone by name, being sure to recognize anyone who is visiting. Let them know how glad you are to see them and how much you looked forward to being with them. Sing a few great songs.

OPENING PRAYER AND REVIEW

- Open with one of the students praying for each student to develop a heart that is pleasing to God, and to have dreams to do great things for God.
- Have one student recite the memory verse for this lesson: 1 Samuel 16:7.
- Have a student briefly review the previous lesson (Core Lesson).

GREAT NEWS SHARING

Allow several minutes for the students to share great news about their lives. This could be about a family member who became a disciple, someone healed from an illness, someone studying the Bible, great grades, etc. Remind the students to be brief, so that as many as possible can share.





SCRIPTURE STUDY

MATERIALS USED

For the teacher:

- extra Bibles

INSTRUCTIONS

1. Ask the students to take out their copies of Reproducible Page F (Heroes of God). Review the answers to be sure that everyone made the correct matches.
2. Have the students turn to 1 Samuel 16. Ask the students to talk about what they learned from the story of David and Goliath during their last class. Get as many students as possible to participate and share aspects that were significant to them.
3. Ask the students:
 - *How is it that even today we look at the outward appearance more than at what is in the heart?*
4. Ask the students to tell the main parts of the story in order (beginning in 1 Samuel 16:7). See box below.
5. *What are some of the characteristics of David that you see as most important?*
6. *Which characteristics would you like to develop to a greater degree in your own life?*



1. God chose David to be anointed as the next king.
2. The Israelites battled against the Philistines.
3. David came to the battle lines and asked questions about what was going on.
4. David's brother Eliab rebuked David for coming to the battle.
5. David said that he would fight Goliath.
6. Saul had David try on his armor, but it didn't fit.
7. David went to the battle with only a sling and five smooth stones.
8. Goliath laughed at David and mocked him.
9. David claimed that he would be victorious.
10. David killed Goliath with one stone from his sling.



ACTIVITY

DAVID: A MAN AFTER GOD'S OWN HEART

The students will practice and perform the play that was introduced during the Core Lesson.

MATERIALS USED

For the teacher:

- props made during Core Lesson
- list of roles assigned in the Core Lesson


Reproducible Pages:

- Page C, 1 copy for the teacher (from Core teacher), 1 copy for each student (received in the Core Lesson—to be brought back to class by the students)
- Page D, 1 copy for the teacher (from Core teacher), 1 copy for each student (received in the Core Lesson—to be brought back to class by the students)

INSTRUCTIONS

1. Have the students take out the copies of the play that they were given and that they practiced in their last class. Identify who was given each of the roles. Bring out the props that were made during the Core Lesson.
2. You and your assistants will act as the directors of the play. Show each student where to stand and when to come "on stage." Walk through the play with the students slowly at first, helping them to say their lines with feeling. Show the "Israelites" what to do when Goliath comes in and speaks to them. (covering in fear)
3. When you feel like the class is ready, set the stage and have the final performance of the play, using all of the props. You may want to make arrangements to perform the play for a younger class. (Allow the students to use their play scripts if desired.)





SCRIPTURE MEMORY

But the Lord said to Samuel, "Do not consider his appearance or his height, for I have rejected him. The Lord does not look at the things man looks at. Man looks at the outward appearance, but the Lord looks at the heart."

1 Samuel 16:7

INSTRUCTIONS

1. Review the scripture memory verse that was given during the Core Lesson.
2. Practice the verse in class together.

WEEKLY CHALLENGE AND SNACK TIME

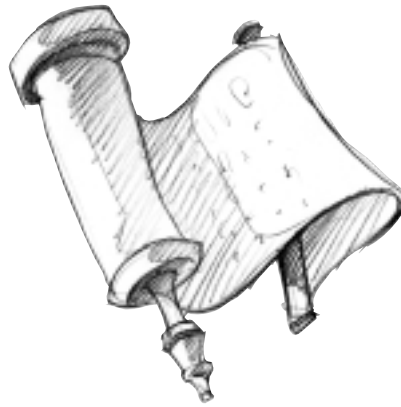
If your students bring a snack, allow them to eat while you explain to them the challenge for the week.

Have your students who have completed their challenge share about the "man after God's heart" that they spoke to during the week. The students should share why they selected this brother and what they learned in their discussion.

Encourage those who haven't yet identified a man to talk with to ask their parents for a suggestion. If their father is a disciple, they may want to talk to him.

CONCLUSION

End the class with a prayer.



WEEKLY CHALLENGE

Select a brother in the congregation who is an example of one of the characteristics of David's life. Tell that brother how he reminds you of David, and ask for advice on how you can have that characteristic in your life.

DAVID AND GOLIATH

Directions: Search for the words listed below, circling each word as you find it. Words may be hidden across or up and down, and may be written forward or backward. When you have circled all the words, write them reading across from left to right in each row. Use the lines below to fill in these letters in the order that you find them. Remove one extra letter to discover the message.

P	H	I	L	I	S	T	I	N	E	S
S	M	A	R	M	Y	A	G	G	N	T
R	R	O	M	R	A	S	O	N	A	O
E	F	S	T	T	E	W	L	I	O	N
H	R	P	G	E	O	O	I	L	O	E
T	B	E	P	N	D	R	A	S	S	O
O	E	A	R	T	W	D	T	N	H	E
R	A	R	A	S	A	S	H	R	T	!
B	R	S	H	N	I	L	E	V	A	J

Armor	Harp	Son
Army	Javelin	Spears
Bear	Lion	Stone
Brothers	Philistines	Swords
Goliath	Sling	Tents

David was a

MESSAGE: _____

HERO FOR GOD: HENRY KRIETE

"I ...knew a young man who seemed at the point of no return. He dressed oddly: long hair, black velvet platform shoes with gold flame toes, a trench coat and jeans with so many patches they weren't jeans any more. He was a blasphemer by design. He entered church buildings and screamed out curse words. He punched his fist through a stained-glass window at a convent while drunk. He was always spouting off weird ideas about things. He would destroy things just for fun—buildings and sometimes living things. Once he and some friends broke every window in a newly constructed school. Sometimes he set things on fire. He was in trouble with the police. He had a terrible temper and often was kicked out of athletic events. He stabbed someone with a pen. He broke into cars. He started taking LSD (green frog) when he was barely twelve years old and would continue over the next six years with all kinds of other drugs—first monthly, then weekly, then daily. He spent entire paychecks on hashish, paying ten dollars for rent and sleeping on the floor of a commune. He was immoral, foul-mouthed, reckless and irreverent.

"But, thank God, someone gave *me* a Bible! (Yes, *me!*) A Bible, a true friend, a little patience and a lot of prayer were what it took to change my heart, my purpose and ultimately my eternity. *No one is beyond the reach of God!*"¹

Henry Kriete
Evangelist

God worked in the life of Henry Kriete to make him a courageous and powerful disciple and minister. The following is a description that Henry gave of some challenges he and his family faced while working with the church in Lagos, Nigeria (Africa):

"I believe this because of what I have seen in Africa. We did not even know where Lagos, Nigeria, was until we were 35,000 feet in the air. We were only planning to be in Africa for three months. Five and a half years later, I can say God has shielded my family in countless creative and unseen ways. We have had typhoid, malaria and severe dysentery. An exotic insect laid eggs my son was allergic to deep in his skin. Someone tried to run Marilyn over with a car, forcing her into a jagged ditch.

"We have lived in a city rocked by riots, choked by corruption and disintegrating before our eyes. We have been threatened by individuals and by a group of neo-Nazis. I have been followed by a deranged man, fallen into an open sewer, been bitten by someone, and vomited so hard I lacerated my throat. Two guns have been stuck in my face; I've been robbed in the house at knifepoint. And yet, here we are, happy, thankful, in love with the mission field. Our God was our strength and our shield."²

¹ Henry Kriete, "The Call of the Wild," *Jesus with the People*, editors, Thomas and Sheila Jones (Woburn, Massachusetts: DPI, 1996), 48-49.

² Henry Kriete, "Strength and Shield," *Teach Us to Pray*, editors, Thomas and Sheila Jones (Woburn, Massachusetts: DPI, 1996), 27.

DAVID: A MAN AFTER GOD'S OWN HEART

Characters: David a group of Israelites Eliab
Goliath Saul Narrator

Props:

- a set of armor and sword belonging to King Saul (for David to try on)
- sling
- armor for Goliath, including a huge spear and sword
- robe and crown for King Saul

SCENE ONE

(A group of Israelites, including Eliab, are standing around. Goliath enters and speaks.)

GOLIATH: *(speaks loudly and mocks the Israelites)* "Why do you come out and line up for battle? Choose a man and have him come down to me. This day I defy the ranks of Israel! Send out a man and let us fight each other! That will decide the battle!"

(The Israelites shake with fear and all run away. Goliath laughs and walks off.)

SCENE TWO

(A group of Israelites, including Eliab, enter and talk to one another. David enters and comes over to the group.)

AN ISRAELITE: *(speaking to the others in the group)* "This Goliath keeps coming out every day and defying the armies of Israel. Isn't one of us strong enough to fight him?"

DAVID: *(speaks to the members of the group)* "Why isn't anyone brave enough to fight Goliath? Why are you letting Goliath make fun of God and the armies of God like that?"

ELIAB: *(speaking directly to David)* "Why are you even here, David? We don't need your help. Why don't you go back and watch those sheep of yours, and stop sticking your nose into our business?"

DAVID: "Can't I even speak? I was just asking. I think someone ought to face this man Goliath and stop being afraid of him. If no one else will go, then I will."

(All the characters walk off the stage.)



Core/Getting into God's Word/1 copy for each preteen boy and
1 copy each for the Core and Supplement teachers

SCENE THREE

(David enters with King Saul.)

DAVID: *(respectfully addressing King Saul)* "Sir, I believe that I can kill Goliath. I will go to battle for you."

SAUL: "But David, you are only a boy, and Goliath has been a fighting man from his youth. How could you stand up to him?"

DAVID: "It is true that I am young, but I have been trusting God for a long time. While watching my father's sheep, I killed a lion and a bear with my own hands. Goliath will be like one of them because he has been making fun of God. God will deliver me."

SAUL: "Well, if you are certain, then go, and may God be with you. Why don't you at least wear my armor?"

(David nods in agreement and one of the Israelites brings in some armor and Saul's sword. David tries it on and walks around stiffly.)

DAVID: "I can't wear these; they aren't comfortable. I would rather just go without."

(David takes off the armor. David and Saul walk out of the room.)

SCENE FOUR

(David walks onto the scene. He looks around the floor and pretends to pick up a few smooth stones. Goliath enters and confronts David.)

GOLIATH: *(loud and angry)* "Am I a dog, that you come against me with sticks? Come here, and I'll give your flesh to the birds of the air and the beasts of the field!"

DAVID: "You may have a spear and a sword, but I am fighting against you in the name of the Lord Almighty, the God of the armies of Israel. Today the Lord will hand you over to me and I will win the battle. And when that happens, the whole world will know that there is a God in Israel. Everyone will know that the battle is the Lord's and he will give all of the Philistines into our hands."

(David pretends to reach into his bag and put a stone into his sling. He slings the sling and "lets go" of the "rock." Goliath grabs his head, yells and falls to the floor. David goes to Goliath and stands over him, taking his sword and playing like he cuts his head off.)

NARRATOR: "And so David triumphed over the Philistine with a sling and a stone; without a sword in his hand he struck down the Philistine and killed him. Then the men of Israel and Judah surged forward with a shout and won the battle over the Philistines."

THE END

SCRIPTURE MEMORY

But the Lord said to Samuel, "Do not consider his appearance or his height, for I have rejected him. The Lord does not look at the things man looks at.

Man looks at the outward appearance, but the Lord looks at the heart."

1 SAMUEL 16:7

WEEKLY CHALLENGE

Select a brother in the congregation who is an example of one of the characteristics of David's life. Tell that brother how he reminds you of David, and ask for advice on how you can have that characteristic in your life.

This page intentionally left blank.

HEROES OF GOD

Look at the names of the heroes of God listed on the left side of the page. On the right side of the page are some of the heroic acts of bravery that they performed. There is also a passage from the Bible with each one of the actions. Look up the passages, and then draw a line to the hero that matches that passage.

- | | |
|------------------------|--|
| 1. GIDEON | A. Persisted in praying
(Daniel 6:10) |
| 2. AARON | B. Dared to ask Pilate for Jesus' body
(Matthew 27:57-60) |
| 3. DAVID | C. He beat back the enemy alone
(2 Samuel 23:11-12) |
| 4. BENAIAH | D. Stood up to Pharaoh with Moses
(Exodus 7:6-13) |
| 5. DANIEL | E. He refused to run away
(Nehemiah 6:1-14) |
| 6. JOSEPH OF ARIMATHEA | F. Attacked with only three hundred
men (Judges 7:7-8, 19-21) |
| 7. NEHEMIAH | G. Faced an enemy giant and won
(1 Samuel 17:1-58) |
| 8. SHAMMAH | H. Killed a lion and an Egyptian
warrior (2 Samuel 23:20-22) |