

Putting It All Together

What Is a Disciple?
Lesson 4

Lesson Objectives

- The children will state that a person must be born again to enter the kingdom of God.
- The children will say that a disciple is forgiven at baptism.
- The children will hear stories of disciples' baptisms.

Lesson Text

John 3:1-8
Acts 2:38

Scripture Memory Verse

"I tell you the truth, no one can see the kingdom of God unless he is born again."

John 3:3

Lesson Plan

Greeting and Registration

Preclass Activity: Down Under

Welcome and Singing

Centers:

Bible Story: The Big Splash

Craft: God's Great Gift

Scripture Memory: Tell the Truth

NOTE: Allow time for a snack.



Putting It All Together

Down Under

The children will preview today's lesson as they unscramble the hidden message.

Materials

For each child:

- pencil
- crayons

Reproducible Pages:

- Page A, 1 copy for each child

Preparation

Complete the activity on your copy of Reproducible Page A.

Instructions

1. Greet the children as they arrive. Tell them that in today's lesson they are going to learn about baptism. Explain that the words on their worksheets are out of order. Tell them to put them in order using the numbers underneath. Then have them decode the hidden "key" word, using the bold letters.
2. Help the children to work with partners or in small groups. Distribute the copies of Reproducible Page A and pencils.
3. Circulate among the children to offer help and encouragement.
4. When they have discovered the message, have them color and decorate their pages.

Teacher Tips

- Bring in pictures of disciples' baptisms to show the children.

Down Under

Using the numbers, write these words in their correct order in the spaces provided. Then decode the hidden key word below.

tell	the	truth	I	you	one
2	4	5	1	3	7

no	see	the	can	kingdom	of
6	9	10	8	11	12

unless	born	he	again	is	God
14	17	15	18	16	13

"I tell you the truth , no one can

1 2 3 4 5 6 7 8

see the kingdom of God unless he

9 10 11 12 13 14 15

is born again ." John 3:3

16 17 18

Hidden Key Word

Use the letters in bold to make the word below:

b a p t i s m

B Putting It All Together

S

The Big Splash

The children will state that a person must be born again to enter the kingdom of God.

Materials

For the teacher:

- large white felt board
- 1 piece of tan felt, 9" x 6"
- 1 piece of blue felt, 9" x 12"
- red felt pen
- scissors

Reproducible Pages:

- Page B, 1 copy for the teacher

Preparation

1. Cut out the water stencil from your copy of Reproducible Page B. Trace and cut out "water" from blue felt.
2. Cut out the person stencil from your copy of Reproducible Page B. Trace and cut out a "person" from the tan felt.
3. Use the red marker to draw an outline of a heart on one side of the person. On the back of the person, draw a heart that is colored in.

Introducing the Bible Story

Open your Bible to John 3:1-8. Tell the children that today's Bible Story comes from the New Testament books of John and Acts. Read John 3:1-8. Then explain the story as follows:

Nicodemus was talking to Jesus about the miracles Jesus had done. Jesus told Nicodemus that he must be born again if he wanted to see the kingdom of heaven. At first, Nicodemus did not understand. He wondered if he had to go back inside his mother and be born again like a baby! Jesus explained that it was not a birth like a baby, but a birth of faith in water—called baptism.

In Acts 2:38 the Bible teaches us that baptism is when a person is forgiven of his sins and is born again. Read Acts 2:38 to the children.

Presenting the Bible Story

Using the adult person, show the children the side of the person with the empty heart. Tell the children that before a person is baptized, his or her heart feels empty. Because of sin, the person is not close to God and cannot be a part of God's family. *Do you remember the story of the son who left his home and father to go far away? He was not close to his father or his family. He was far, far away. That is what it is like for a person who has not had his sins forgiven. His heart feels empty and he needs to be baptized to have his sins forgiven so he can be near God.*

Put the blue felt on the felt board. Tell the children this is like the water in baptism. Place the adult person behind the water. Lower the figure behind the water and bring it up, this time showing the side with the heart that is filled. Now that he has been born again and had his sins forgiven, his heart is full, he is close to God and can be part of God's family—the church.

Invite the children to come up to the felt board and take turns baptizing the adult person. Make sure they start with the empty heart going down and turn it around when it comes up, showing the heart full of love!

Looking Ahead

Take time to explain to the children that baptism is a very special event in the life of a person who wants to follow Jesus. Like marriage or having a baby, it is something special that a person does when he or she is old enough to accept the responsibility of a relationship with God. Ask the children how many of them want to get married and have children when they grow up? Ask the children how many of them want to be disciples of Jesus when they grow up? Encourage the children that they can look forward to getting baptized when they are older. Help them to see that it is great for them to be learning how to love and please God as they are growing up to prepare them for baptism some day.

I

T

B

O

L

R

E

Y



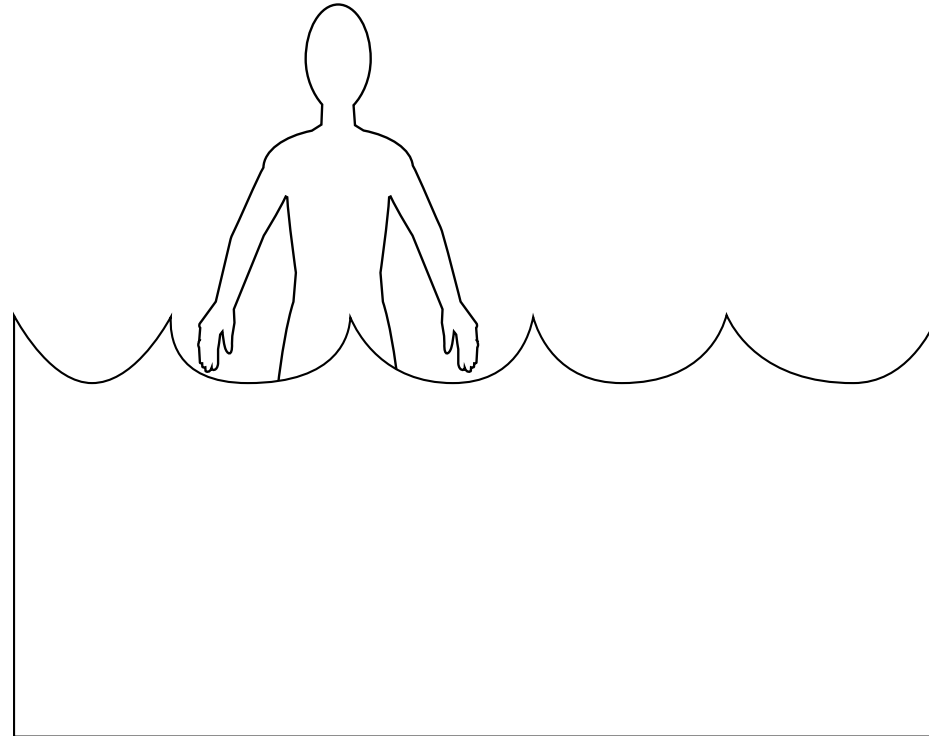
Putting It All Together

Share and Tell

Ask the children to name some people they know who have been baptized, e.g. parents, older siblings, friends of the family, neighbors, etc. Encourage them to talk to a disciple this week about his or her baptism. Close with a prayer thanking God for the gift of forgiveness.

Teacher Tips

- You can substitute the felt figures for adult doll figures such as “Barbie” and “Ken” in a tub of water. Make sure they are adult figures who are dressed in a way similar to a person at baptism.
- Arrange to have your class watch a baptism in church this week.
- Be prepared for some children to ask about the baptism of babies or of people they know outside the church. Explain in very simple terms that the Bible does not give us any examples of babies being baptized. Babies are too young to make a decision to be a disciple of Jesus. Encourage the children’s interest and assure them that all their questions about baptism can be answered in the Bible.



C
•
R
•
A
•
F
•
T
•
•

Putting It All Together

God's Great Gift

The children will make crafts illustrating God's gift of forgiveness through baptism.

Materials

For each child:

- glue stick
- 1 piece of construction paper, 9" x 12"
- 2 pieces of ribbon, 6" and 9"
- wrapping paper, 6" x 9"
- 1 small self-adhesive bow
- crayons

For the teacher:

- scissors

Reproducible Pages:

- Page C, 1 copy for each child

Preparation

1. Cut out the pictures and gift tags from the copies of Reproducible Page C.
2. Make a sample craft to show the children.

Instructions

1. Introduce today's activity: *When a person is baptized, God gives him a special gift. That gift is forgiveness. We are going to make a craft that helps us remember that forgiveness is a gift from God.*
2. Give the children each a piece of construction paper. Have them fold it in half like a card.
3. Give the children the pictures and glue sticks. Have them glue the picture inside the card, as shown in Figure A.



4. Have the children decorate the front of their cards as follows:
 - A. Give them each a piece of wrapping paper. Help them glue the wrapping paper to the front of the card.
 - B. Give them each two lengths of ribbon and a bow. Have them glue the ribbon to the wrapping paper, and then attach the bow, as shown in Figure B.
 - C. Give the children each a gift tag and crayons. Ask them, *Who gives the gift of forgiveness? (God)* Have them write, "GOD" on their gift tags. Have them glue the gift tag near the bow. See Figure C.
5. Have the children color their pictures with crayons.
6. Have them write their names on the backs of their cards.

Conclusion

Read the scripture on the picture to the children. Close with a prayer thanking God for his gift of forgiveness.

Teacher Tips

- If the bows are not self-adhesive, be sure to bring clear tape so the children can attach them.



Putting It All Together

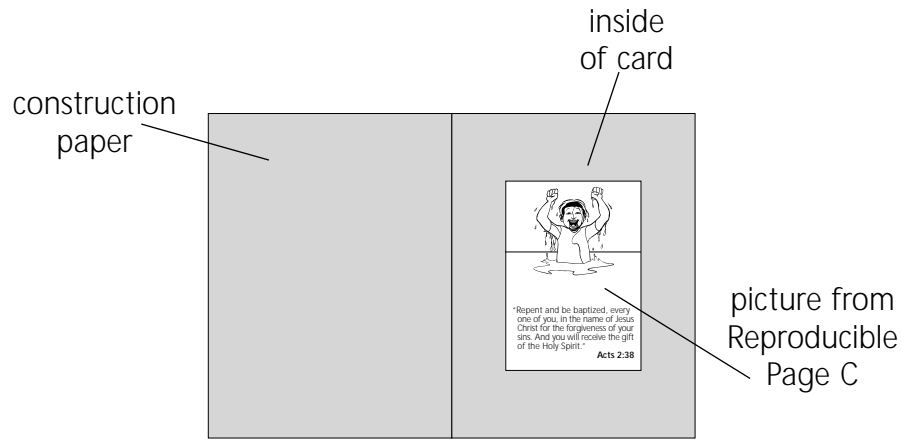


Figure A

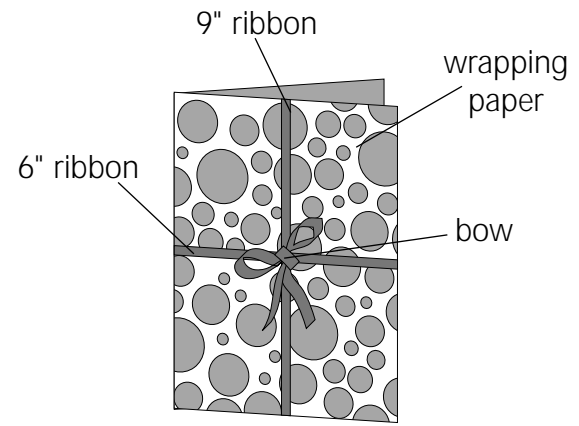


Figure B

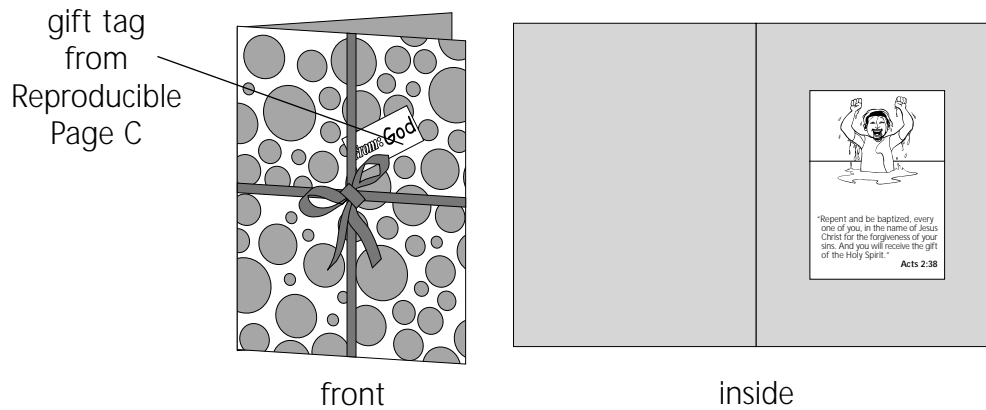


Figure C

SCRIPTURE MEMORY

Putting It All Together

Tell the Truth

The children will learn and memorize this week's Scripture Memory Verse by participating in this activity.

Scripture Memory Verse

"I tell you the truth, no one can see the kingdom of God unless he is born again."

John 3:3

Materials

For the teacher:

- 5 index cards, 5" x 7"
- marker

Preparation

1. On each index card, neatly print one of the following phrases as they appear below:
"I tell you the truth,
no one can see
the kingdom of God
unless he is born again."
John 3:3
2. Neatly number the back of each index card from 1 to 5 in the correct order.
3. Practice leading this activity.

Instructions

1. Introduce today's activity: *This week in your Bible Story you are learning about baptism. A person who has decided to follow Jesus and become a disciple gets baptized for the forgiveness of sins. Baptism is a very special and exciting time in a person's life. Jesus even compares it to a birth. In your Scripture Memory Verse, you will learn an important scripture about baptism.*
2. Show the children the Scripture Memory Verse on the back of this Lesson Card. Say it to the children three times, pointing to the words. Ask them to say it together with you three more times. Ask them to say it with you slowly, then faster and faster. Ask each child to stand and say the verse together with you.

3. Show the children the cards you prepared and read them to the children in order. Divide the children into five pairs or small groups and give each one a card. Read the verse aloud and have each pair hold up their cards as you say the words.
4. Read the verse aloud and have the children place the cards on the floor as you say them so that the entire verse is in order.
5. Collect the cards and shuffle them. Tell the children to place the cards in order on their own from memory. Have them check their order with the back of this Lesson Card.
6. Collect the cards and shuffle them. Pass them out again to each pair and repeat Step 5.
7. Collect the cards and remove one. Pass out the remaining cards and have the children put them in order, saying the missing words from memory. Repeat this four times until all the cards are missing and they can say the verse from memory.
8. Ask for volunteers to say the Scripture Memory Verse from memory.

Conclusion

Tell the children that Jesus wanted people to understand that being baptized is like being born again! Although a person who is baptized is not a baby, he or she is starting his or her life all over again and is a new member of God's family.

Ask the children to look at the Scripture Memory Verse to answer this question: *What did Jesus say a person would see if they are born again?* (the kingdom of God) Encourage the children to look forward to the day that they will have the chance to make that decision. Close with a prayer thanking God for the gift of baptism.

Teacher Tips

- Think of additional ways to use the cards to help the children remember the verse.



Putting It All Together

“I tell you the truth, no one can see the kingdom of God unless he is born again.”

John 3:3

Putting It All Together

What Is a Disciple?
Lesson 4

Lesson at a Glance supplement

Lesson Objectives

- The children will state that a person must be born again to enter the kingdom of God.
- The children will say that a disciple is forgiven at baptism.
- The children will hear stories of disciples' baptisms.

Lesson Text

John 3:1-8
Acts 2:38

Scripture Memory Verse

"I tell you the truth, no one can see the kingdom of God unless he is born again."

John 3:3

Lesson Plan

Greeting and Registration

Preclass Activity: A New Order

Welcome and Singing

Centers:

Life Application: Memory Lane

Game: To Tell the Truth

Bible Skills: Looking for Baptisms

NOTE: Allow time for a snack.

1st and 2nd Grades



pre class

ACTIVITY

A New Order

The children will review this week's lesson through this sequencing activity.

Materials

For each child:

- 1 piece of construction paper, 9" x 12"
- glue stick
- crayons

For the teacher:

- scissors

Reproducible Pages:

- Page D, 1 copy for each child

Preparation

1. Cut out all the picture squares and the verse from the copies of Reproducible Page D.
2. Complete a sample to show the children.

Instructions

1. Greet the children as they arrive. Remind them that this week they are learning about baptism. Tell them that their activity will help them to see how baptism is like a birth.
2. Help the children to work with a partner. Distribute the sets of pictures, construction paper, glue sticks and crayons. Tell the children to line up the pictures in order onto the construction paper—the pictures of a baby's birth on top and the pictures of a rebirth—baptism—on the bottom.
3. Tell the children to color in the words of this week's Scripture Memory Verse and glue it on their pages. Make sure they write their names on their pages.

Teacher Tips

- Bring in pictures of disciples' baptisms and newborn babies to show the children.

LIFE
A
P
P
L
I
C
A
T
I
O
N**Memory Lane**

The children will review this week's Bible Story as they hear stories of disciples' new births.

Materials

For the teacher:

- scissors
- 4 self-sticking name tags

Reproducible Pages:

- Page E, 4 copies for the teacher

Special Advanced Preparation

For this lesson, you will invite several guest disciples to come and tell the children about their baptisms. Choose three or four different people from varying ages, backgrounds and experiences. You may want to choose a young disciple, a teen disciple, a physically challenged disciple, etc. to come and speak to the children. Give one set of the questions from a copy of Reproducible Page E to each of your guests in advance. Talk with them during the week to be sure that they can prepare age-appropriate responses. For example, do not encourage a disciple to share in detail about a past of drugs or other types of sinful activities. Instead, ask the disciple to share that his (or her) life did not make God happy. They were doing things that were hurting God and themselves. Explain that answers should be simple and direct.

Preparation

1. Cut out one set of questions from the copies of Reproducible Page E for each guest.
2. For each set, write the guest's name in the spaces provided.
3. Prepare a name tag for each guest.

Reviewing the Bible Story

Open your Bible and read John 3:1-8. *In your Bible Story this week, you learned that Jesus had a visitor named Nicodemus who wanted to know more about Jesus and the kingdom of heaven. He came to ask Jesus some questions. Not only did Jesus answer all his questions, he helped Nicodemus understand something really exciting—how to be born again! Today, in our class you will be like Nicodemus and ask some questions. We will have several guests to whom you can ask questions about their baptisms.*

Life Application

Briefly introduce your guests by name and ministry. Seat them together near the children. Distribute the set of questions you prepared for the first guest. Tell the children that you will call them up in order to stand and ask their question with your help. For example, you will ask: "Who has question number three for our guest?" Walk to the child and assist him in reading the question. Have the children say their names first and be sure to thank the guest for their answer.

Repeat this for each guest, being sure that every child has a chance to ask at least one or two questions.

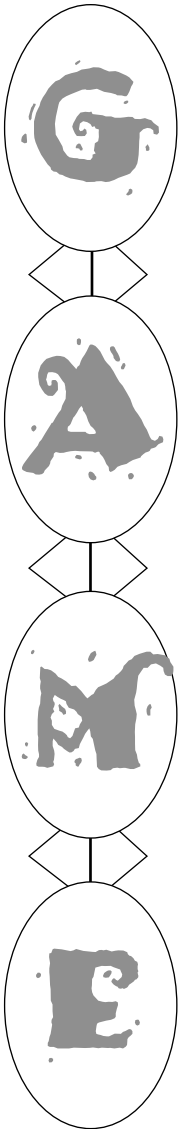
Conclusion

Thank each guest for coming to your class, and allow them to leave. If time permits, ask the children what they thought was the most amazing story and why. Close with a prayer thanking God for the disciples who shared their stories today.

Teacher Tips

- Be careful to keep things moving along so that all the guests have an opportunity to share.
- Ask a Children's Ministry Leader to help you if you are unsure about assessing age-appropriate answers for today's activity.





To Tell the Truth

The children will review important ideas from this week's lesson in this game of true and false.

Materials

For the teacher:

- scrap paper
- pen
- extra pencils
- watch or timer with a second hand

Preparation

Practice leading this activity.

Instructions

1. Introduce today's activity: *In your Bible Story this week, you are learning about baptism. You learned that Jesus told Nicodemus that he must be born again to see the kingdom of heaven and you learned that a disciple is forgiven at baptism. In our game today, we are going to review some important ideas from this week's Bible Story.*
2. Review this week's lesson by reading John 3:1-8 and Acts 2:38 to the children. Tell them to listen very carefully because their questions will come from these passages. The questions and answers are located on the back of this Lesson Card.
3. Divide the children into two teams. Be careful to balance the children who heard this week's Bible Story with those who did not. Have the teams sit together, each team facing the other team. Give each team scrap paper and pencils. Suggest that they will want to mark their Bibles in John 3 and Acts 2 before the game begins.
4. Tell the children that you are going to ask some questions about this week's Bible Story. Explain that they will have thirty seconds to answer the question and then the other team will have a chance to answer. Each question is worth points. Some questions will be harder than others.

5. Choose the team to go first and ask that team a question. If they answer correctly within thirty seconds, give them the appropriate points. Keep track of each team's score. If they do not answer correctly, give the opposing team a chance to answer for the same number of points.
6. Continue until all the questions have been answered. Total the points and encourage all the children for participating.

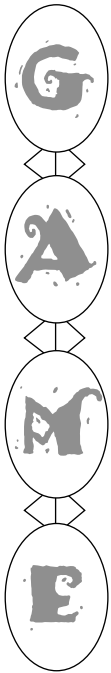
Conclusion

Ask the children to say one thing they learned about baptism this week that they did not know before. Close with a prayer thanking God for baptism.

Teacher Tips

- Encourage the teams to think of names for themselves.





To Tell the Truth

Questions and Answers

Name _____

True or False Questions (2 points)

- The man who came to speak to Jesus was named Nickolodeon. (false, Nicodemus)
- Nicodemus was a man of the Pharisees. (true)
- Nicodemus came to Jesus early in the morning. (false, at night)
- Jesus told Nicodemus that no one can see the kingdom of heaven unless he is born again. (true)
- At first Nicodemus did not understand what Jesus was saying about being born again. (true)
- To be "born again" means to go back inside your mother as a grown person. (false)
- To be "born again" means to have a spiritual rebirth in baptism. (true)
- Baptism is the point at which a person's sins are forgiven. (true)
- Peter told the people to repent and be baptized for the forgiveness of their sins. (true)
- This week's Bible Story comes from John 2 and Acts 3. (false, John 3 and Acts 2)

Fill in the Missing Word (3 points)

- "I tell you the truth, no one can _____ the kingdom of God unless he is born again."
John 3:3 (see)
- "I tell you the truth, no one can see the _____ of God unless he is born again."
John 3:3 (kingdom)
- "I tell you the truth, no one can see the kingdom of _____ unless he is born again."
John 3:3 (God)
- "I tell you the truth, no one can see the kingdom of God unless he is _____ again."
John 3:3 (born)
- "I tell you the _____, no one can see the kingdom of God unless he is born again."
John 3:3 (truth)



Looking for Baptisms

The children will practice looking up verses about baptism located in the book of Acts.

Materials

For each child:

- pencil

For the teacher:

- large writing surface

Reproducible Pages:

- Page F, 1 copy for each child

Preparation

Complete the activity on your copy of Reproducible Page F.

Instructions

1. Introduce today's activity: *In your lesson this week, you are learning about baptism. Jesus told the people that they must be born again to see the kingdom of God. Peter told the people to repent and be baptized for the forgiveness of sins. When a person is ready to be a disciple, they are baptized for the forgiveness of their sins—they are born again! There are lots of examples in the New Testament of people who were baptized. We will be looking for them in our activity today.*
2. Tell the children to find a partner and open their Bibles to the New Testament book of Acts. Circulate among the children to be sure they have all found it.
3. Distribute the copies of Reproducible Page F and pencils. Tell the children to look in their Bibles for Acts 2. When they have all found it, tell them to find verse 38. Tell the children to look at the verse on their worksheets that says Acts 2:38. Explain that there is one word missing. Tell them to look for the missing word and write it in the space provided. When all the children are finished, write the correct answer on the large writing surface for all the children to see. Use the Answer Key on the back of this Lesson Card.

Who and Where?


If time permits, go back and read each of the verses to the children. Ask them if they can figure out who was baptized (or how many) and where they were when it happened.

Conclusion

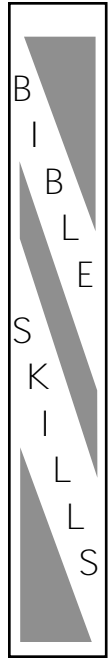
Go around and ask the children where they think they would like to be baptized when they grow up. Share where you were baptized and suggest places like the ocean, a lake, a pool, a bathtub, etc. Close with a prayer thanking God for baptism.

Teacher Tips

- Be careful to pair young readers with more confident ones.



Putting It All Together



Looking for Baptisms

Look up the following verses and write the missing words in the spaces provided.

Acts 2:38

Peter replied, "Repent and be baptized, every one of you, in the name of Jesus Christ for the forgiveness of your sins. And you will receive the gift of the Holy Spirit."

Acts 2:41

Those who accepted his message were baptized, and about three thousand were added to their number that day.

Acts 8:12

But when they believed Philip as he preached the good news of the kingdom of God and the name of Jesus Christ, they were baptized, both men and women.

Acts 8:36

As they traveled along the road, they came to some water and the eunuch said, "Look, here is water. Why shouldn't I be baptized?"

Acts 8:38

And he gave orders to stop the chariot. Then both Philip and the eunuch went down into the water and Philip baptized him.

Acts 16:15

When she and the members of her household were baptized, she invited us to her home. "If you consider me a believer in the Lord," she said, "come and stay at my house." And she persuaded us.



Down Under

Name _____

Using the numbers, write these words in their correct order in the spaces provided. Then decode the hidden key word below.

tell	the	truth	I	you	one
2	4	5	1	3	7

no	see	the	can	kingdom	of
6	9	10	8	11	12

unless	born	he	again	is	God
14	17	15	18	16	13

" _____ ' _____

1 2 3 4 5 6 7 8

9 10 11 12 13 14 15

_____." *John 3:3*

16 17 18

Hidden Key Word

Use the letters in bold to make the word below:

__ _ p __ _ _ m



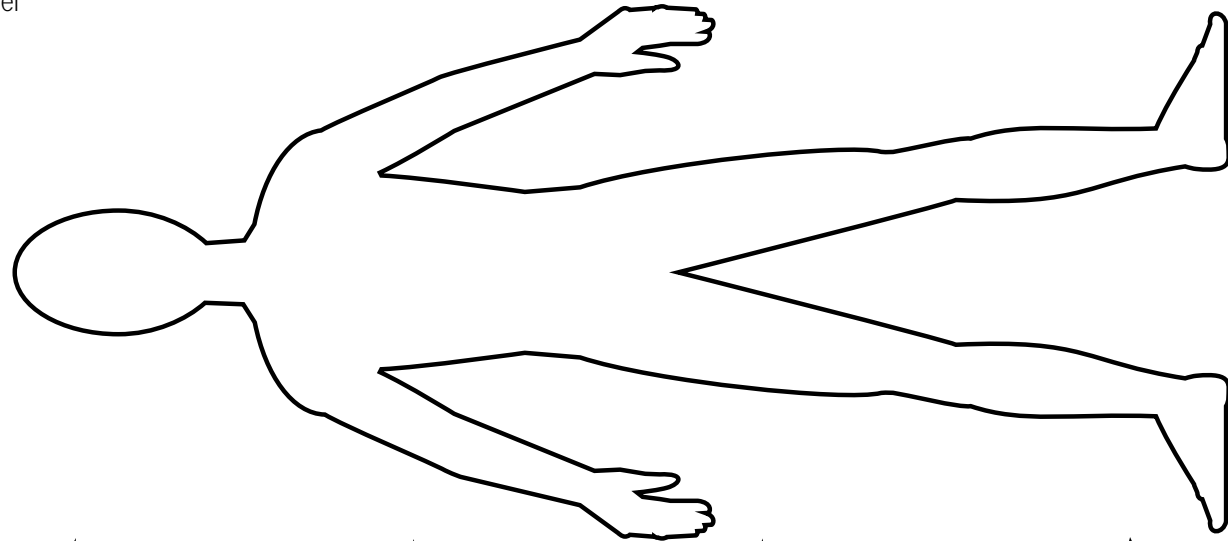
R
E
P
R
O
D
U
C
I
B
L
E
P
A
G
E
B

Core/Bible Story

1 copy for the teacher

What Is a Disciple?

Lesson 4

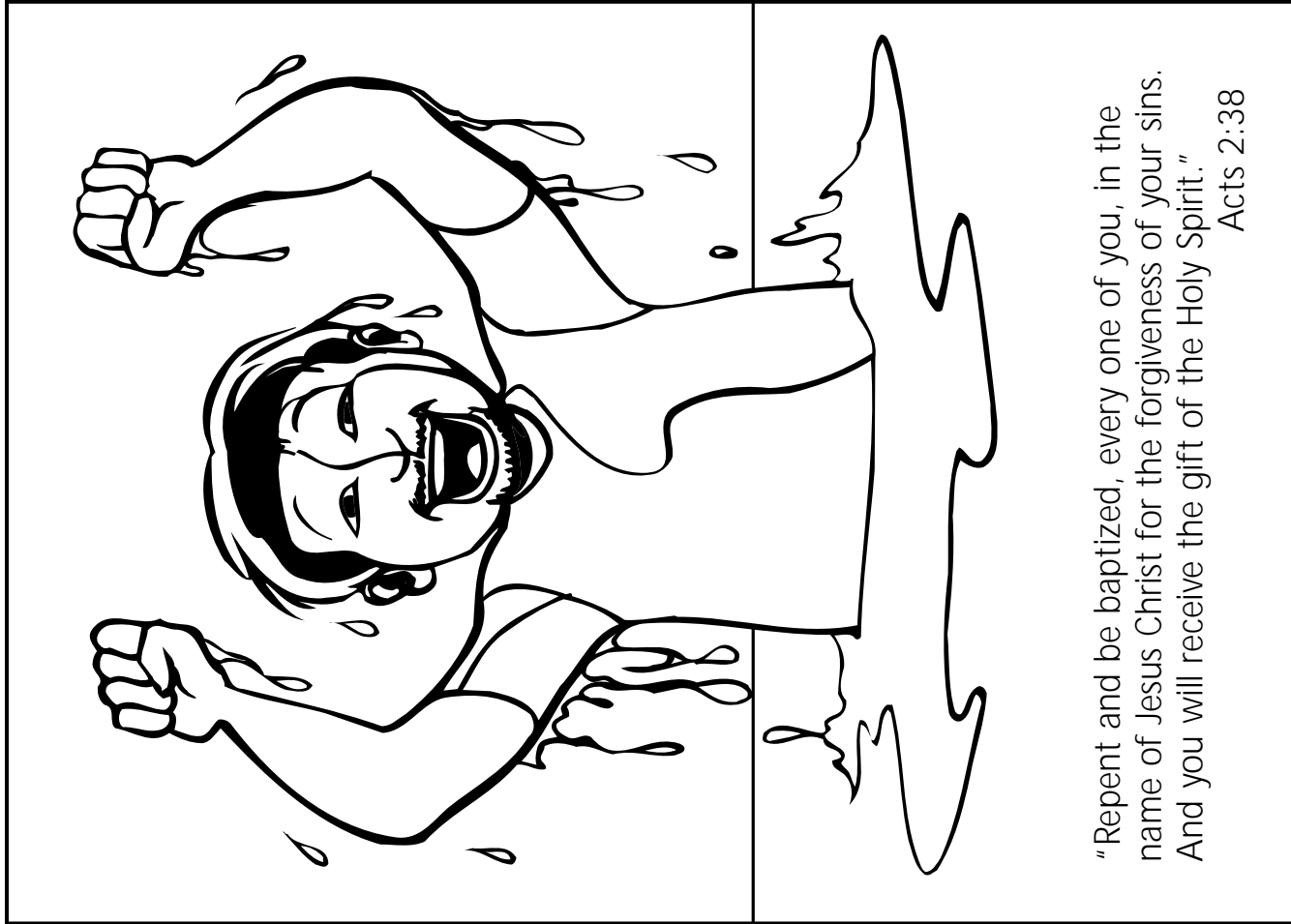


person stencil



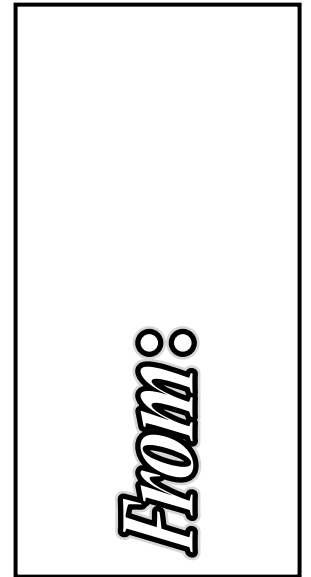
water stencil





“Repent and be baptized, every one of you, in the name of Jesus Christ for the forgiveness of your sins. And you will receive the gift of the Holy Spirit.”
Acts 2:38

picture



gift tag

This page intentionally left blank



Supplement/Preclass
1 copy for each child

R
E
P
R
O
D
U
C
I
B
L
E
P
A
G
E
D



The husband is with his pregnant wife.



The husband is with his wife in the hospital.



The husband, wife and new baby are together and happy.



This young adult man is teaching his friend the Bible.



The man is baptizing his friend.



The two friends are surrounded by their friends from church.

“I tell you the truth, no one can see the kingdom of God unless he is born again.” John 3:3



Supplement/Life Application

4 copies for the teacher

R
E
P
R
O
D
U
C
I
B
L
E

PAGE
E

A question for

1. How old were you when you were baptized?

A question for

2. Where did you get baptized?

A question for

3. Who taught you how to become a disciple?

A question for

4. Why did you want to be baptized?

A question for

5. Who baptized you?

A question for

6. How did you feel after you were baptized?

A question for

7. Who was the first person you told after you were baptized?



Supplement/Bible Skills

1 copy for each child

Looking for Baptisms

Name _____

Look up the following verses and write the missing words in the spaces provided.

Acts 2:38

Peter replied, "Repent and be _____, every one of you, in the name of Jesus Christ for the forgiveness of your sins. And you will receive the gift of the Holy Spirit."

Acts 2:41

Those who accepted his message were _____, and about three thousand were added to their number that day.

Acts 8:12

But when they believed Philip as he preached the good news of the _____ of God and the name of Jesus Christ, they were _____, both men and women.

Acts 8:36

As they traveled along the road, they came to some _____ and the eunuch said, "Look, here is water. Why shouldn't I be _____?"

Acts 8:38

And he gave orders to stop the chariot. Then both Philip and the eunuch went down into the _____ and Philip _____ him.

Acts 16:15

When she and the members of her household were _____, she invited us to her home. "If you consider me a believer in the Lord," she said, "come and _____ at my house." And she persuaded us.

