

JEREMIAH: ONE PURPOSE

LESSON TEXT

Jeremiah 1:1-19, 20:9

LESSON OBJECTIVES

- The students will identify Jeremiah as a prophet of God and Israel as the nation he tried to help.
- The students will cite at least three basic convictions of a disciple of Jesus.
- The students will share two convictions with a friend.

MATERIALS NEEDED

For each student:

- pen or pencil
- 10 index cards (3" x 5")
- 2 pieces of string, 6" each

For the teacher:

- 1 copy of "Good News from the Kingdom"
- globe or map of the world
- extra Bibles
- 2-3 single-hole paper punches

Reproducible Pages:

- Page A, 1 copy for each student
- Page B, 1 copy for each student
- Page C, 1 copy for each student
- Page D, 1 copy for each student

LESSON PLAN

Getting Ready

Faithful Instruction
 Teacher Focus
 Teacher Tips
 Preclass Activity: Twelve Basic Convictions
 Starting Up
 Welcome and Singing
 Opening Prayer
 Victories
 Good News from the Kingdom

Getting into God's Word

Story: "The Story of My Life"
 Scripture Study
 Activity: Conviction Cards


Getting It to Others

Scripture Memory: Jeremiah 1:7
 Weekly Challenge and Snack Time
 Conclusion

SCRIPTURE MEMORY

But the Lord said to me, "Do not say, 'I am only a child.' You must go to everyone I send you to and say whatever I command you."

Jeremiah 1:7



FAITHFUL INSTRUCTION

TEACHER FOCUS

Pray before preparing this lesson. Read and meditate on Jeremiah 1:1-19, 20:9. Jeremiah was a prophet who was called by God at a young age. While he was initially afraid, he became a powerful speaker over time. Your students are at a stage when they feel uncomfortable standing alone against the crowd. Peer pressure makes them want to blend into the crowd.

Pray that you will be able to help your students see the many blessings that result from standing up for their convictions. Have a vision that, like Jeremiah, they too will become powerful men and women of God.

TEACHER TIPS

This lesson focuses on the idea that each one of us must have our own personal convictions, and we must be willing to take a stand for those convictions. Think about what your convictions are. What do you really believe in? Are you willing to stand up for those beliefs? Write down some victories in your life that have resulted from standing firm in your convictions. Be ready to share inspiring examples.

As an activity during the weekend, you might want to have a movie night and watch *The Miracle Worker* (story of Helen Keller) together.

PRECLASS ACTIVITY

TWELVE BASIC CONVICTIONS

The students will complete a crossword puzzle that will familiarize them with some of the basic convictions that a disciple must have.

MATERIALS USED

For each student:

- pen or pencil


Reproducible Pages:

- Page A, 1 copy for each student

INSTRUCTIONS

1. Give each student a copy of Reproducible Page A (Twelve Basic Convictions) and a pen or pencil as they arrive.
2. Listed in the box are several words describing different convictions that a disciple must have. All the answers for the crossword puzzle will come from this list.
3. Have the students use their Bibles to look up each verse listed at the bottom of the page. After reading the verse, have them match it with one of the words in the box. This word will be the answer that fits into the puzzle.
4. Pair the students up to allow them to solve the puzzle more easily.





STARTING UP

WELCOME AND SINGING

Call the students together in a circle. Welcome everyone by name, being sure to recognize anyone who is visiting. Let them know how glad you are to see them, and how much you looked forward to being with them. Sing a few great songs.

OPENING PRAYER

Who would like to say a prayer to start today's time together? Let one or two students lead the prayer. Encourage the students to mention missing students, special church activities, illnesses, and to be especially thankful for the chance to be together. Pray that every student will develop deep convictions about God's purpose for his or her life.

VICTORIES

Take the time to have students share about the challenges they were given at the end of last week's class. *Did everyone complete their challenge? How did it go? What fears did you face as you met the challenge to put the lesson into practice? How did everyone do with having consistent quiet times? Would anyone like to share something they learned?*

Praise and encourage all the students' efforts, especially noting any area of significant growth. Offer help and suggestions so they can have even more victories in the coming week.

GOOD NEWS FROM THE KINGDOM

MATERIALS USED

For the teacher:

- 1 copy of "Good News from the Kingdom"
- globe or map of the world

INSTRUCTIONS

Now let's take a few minutes to share "Good News from the Kingdom." Be excited as you read about what is happening around the world. Have a globe or map ready, pointing out the location as you share. Remind your students that the kingdom of God is worldwide, and that the victories of our brothers and sisters in other countries can inspire us and spur us on.





STORY

"THE STORY OF MY LIFE"

As your students listen to the story of Helen Keller, they will begin to understand that deep convictions change lives and bring great rewards.

MATERIALS USED

For each student:

- pen or pencil

For the teacher:

- extra Bibles

Reproducible Pages:

- Page B, 1 copy for each student

INSTRUCTIONS

1. Have the students take out their copy of Reproducible Page A (Twelve Basic Convictions). Review the answers to each of the crossword puzzle lines. Be sure to call on as many students as possible for answers.
2. Distribute copies of Reproducible Page B ("The Story of My Life") to the students. Ask them to listen as you read the story about Helen Keller.
3. Tell the students to think about how they would have reacted if they had lost their sight and hearing at a young age. Discuss:
 - *What are some of the great qualities you see in Helen Keller's character?*
 - *Why did Ms. Keller leave the well house "eager to learn" after the mystery of language was revealed to her?*
 - *Helen Keller had a conviction that she could learn to speak and communicate with the rest of the world. What effort did she have to make to do this?*
 - *Once Helen gained her conviction that she could learn to communicate, do you think she ever doubted that she could? What do you think kept her going?*

SCRIPTURE STUDY

INSTRUCTIONS

1. *Today's lesson is about Jeremiah, a man who had deep convictions.*
2. Have the students take out their Bibles and turn to Jeremiah 1:1-19. Select three volunteers to read the passages for you. Divide the reading as follows:
 - Jeremiah 1:1-3 (teacher)
 - Jeremiah 1:4-11
 - Jeremiah 1:12-15
 - Jeremiah 1:16-19
3. *In verse 6, why was Jeremiah afraid? Why do you think he felt he was too young to do what God asked?*
4. *What was God's response to Jeremiah's excuse? (vv.7-8—"Don't say that." / said that Jeremiah would be God's messenger / told him not to be afraid of people / promised to be with Jeremiah and to rescue him from trouble)*
5. *God gave Jeremiah a commission to preach to the Israelites. What did God specifically tell Jeremiah to do? (appointed him to be over nations and kingdoms [v.10] / told him to uproot, tear down, destroy and overthrow [v.10] / told him to build and to plant [v.10])*
6. *In other words, what was God telling Jeremiah to do? (wanted Jeremiah to preach the truth to the Israelites / to tell people about their sins and help them be convicted / tell them the good news about the love and forgiveness of God)*
7. *Would you have felt the same way that Jeremiah did about this mission? Why or why not? (Jeremiah had to build convictions in his own heart in order to be what God wanted. God strengthened Jeremiah, but he had to have his own beliefs and convictions in order to carry out God's commands.)*
8. Turn to Jeremiah 20:9 and read the verse to the class. *Is Jeremiah afraid to speak now? Why or why not?*
 - Jeremiah is now much older than he was at the beginning of his ministry.
 - He has built his convictions.



ACTIVITY

CONVICTION CARDS

The students will create flashcards to remind them of the basic convictions of disciples of Jesus.

MATERIALS USED

For each student:

- pen or pencil
- 10 index cards (3" x 5")
- 2 pieces of string, 6" each

For the teacher:

- 2-3 single-hole paper punches
- extra Bibles

Reproducible Pages:

- Page C, 1 copy for each student

INSTRUCTIONS

1. Give each student a copy of Reproducible Page C (Deep Convictions), a pen or pencil, and ten index cards.
2. Have the students look up the Biblical passages in the box on Reproducible Page C. Tell them that each passage contains a teaching on discipleship that will build their convictions.
3. Instruct the students to read each passage and then to find the conviction that the passage describes. The students should write the references to the passages in the spaces beside the corresponding convictions.
4. After writing all the references on their sheets, have the students write each conviction on one side of an index card and the matching scripture reference on the other side (upside down). Have them do this for each conviction/reference pair, one pair per each of the ten index cards. Explain to the students that they have created a set of flashcards to remind them of the basic convictions of a disciple.
5. When the students have finished writing the references and convictions on the index cards, punch two holes at the top of each card.
6. Give each student two pieces of string, and tell them to bind their set of cards together by looping and tying the string through the holes.
7. Allow the students to work in groups of two or three.
8. Circulate to give any help that is needed. Make sure each student matches the correct passage with each conviction.

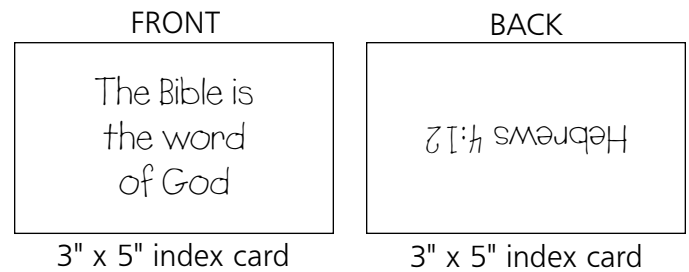
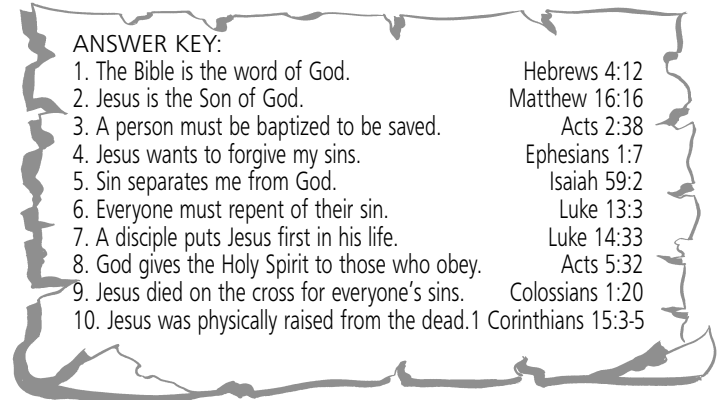


Figure A

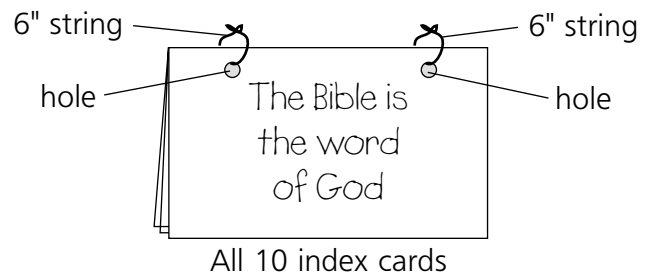


Figure B



SCRIPTURE MEMORY

But the Lord said to me, "Do not say, 'I am only a child.' You must go to everyone I send you to and say whatever I command you."

Jeremiah 1:7

MATERIALS USED

Reproducible Pages:

- Page D, 1 copy for each student

INSTRUCTIONS

1. Give each student a copy of Reproducible Page D (Memory Verse).
2. Have the students say the memory verse together aloud several times.
3. Talk about what the verse means.
 - *Why is it that we are afraid and use our "youth" as an excuse?*
 - *How does God want to use us?*

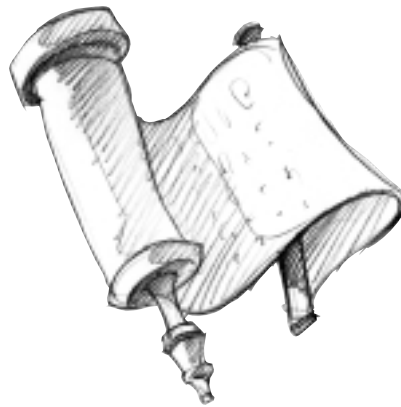
WEEKLY CHALLENGE AND SNACK TIME

If your students bring a snack, allow them to eat while you explain to them the challenge for the week.

Review the convictions listed on the cards that the students created during the activity. The students should select two convictions that they would like to share with a friend during the week. These should be two convictions that the student understands well and feels comfortable sharing. They should also invite that friend to church to learn more.

CONCLUSION

End the class with a prayer.



WEEKLY CHALLENGE

Share two convictions of a disciple with a friend this week.

Invite that friend to come to church to learn more about following Jesus.

JEREMIAH: ONE PURPOSE

LESSON TEXT

Jeremiah 1:1-19; Jeremiah 20:9;
James 4:4

LESSON OBJECTIVES

- The students will identify Jeremiah as a prophet of God and Israel as the nation he tried to help.
- The students will cite at least three basic convictions of a disciple of Jesus.
- The students will share two convictions with a friend.

MATERIALS NEEDED

For each student:

- pen or pencil

For the teacher:

- extra Bibles

Reproducible Pages:

- Page E, 1 copy for each student

LESSON PLAN

Getting Ready

Faithful Instruction
Teacher Focus
Teacher Tips
Preclass Activity: From God or from the World?
Starting Up
Welcome and Singing
Opening Prayer and Review
Great News Sharing

Getting into God's Word


Scripture Study
Activity: Convictions for Daily Life

Getting It to Others

Scripture Memory: Jeremiah 1:7
Weekly Challenge and Snack Time
Conclusion

SCRIPTURE MEMORY

But the Lord said to me, "Do not say, 'I am only a child.' You must go to everyone I send you to and say whatever I command you."
Jeremiah 1:7



FAITHFUL INSTRUCTION

TEACHER FOCUS

Pray before preparing this lesson. Read and meditate on Jeremiah 1:1-19, 20:9. Jeremiah was a prophet who was called by God at a young age. While he was initially afraid, he became a powerful speaker over time. Your students are at a stage when they feel uncomfortable standing alone against the crowd. Peer pressure makes them want to blend into the crowd.

Pray that you will be able to help your students see the many blessings that result from standing up for their convictions. Have a vision that, like Jeremiah, they will become powerful men and women of God.

TEACHER TIPS

This lesson focuses on the idea that each one of us must have our own personal convictions, and we must be willing to take a stand for those convictions. Think about what your convictions are. What do you really believe in? Are you willing to stand up for those beliefs? Write down some victories in your life that have resulted from standing firm in your convictions. Be ready to share inspiring examples.

PRECLASS ACTIVITY

FROM GOD OR FROM THE WORLD?

The students will examine a series of statements and determine whether they represent worldly thinking or godly thinking.

MATERIALS USED

For each student:

- pen or pencil

Reproducible Pages:

- Page E, 1 copy for each student

INSTRUCTIONS


1. Give each student a copy of Reproducible Page E (From God or from the World?) and a pen or pencil as they arrive.
2. Have the students work individually. They are to read each of the fifteen statements and decide whether each statement represents worldly thinking or godly thinking.
3. If the statement is from God, instruct them to put a HAPPY FACE beside the statement. If the statement is from the world, have them put a SAD FACE beside the statement. Be sure the students can explain the answers they have given.
4. Tell the students you will be discussing each of the statements later in the class.



from God



from the world



STARTING UP

WELCOME AND SINGING

Call the students together in a circle. Welcome everyone by name, being sure to recognize anyone who is visiting. Let them know how glad you are to see them, and how much you looked forward to being with them. Sing a few great songs.

OPENING PRAYER AND REVIEW

- Open with one of the students praying for each student to be growing in their convictions and that each one will learn to be courageous in standing up for those convictions.
- Have one student recite the memory verse for this lesson: Jeremiah 1:7.
- Have a student briefly review the previous lesson (Core Lesson).

GREAT NEWS SHARING

Allow several minutes for the students to share great news about their lives. This could be about a family member who became a disciple; someone healed from an illness, someone studying the Bible, great grades, etc. Remind the students to be brief, so that as many as possible can share.



SCRIPTURE STUDY

MATERIALS USED

For the teacher:

- extra Bibles

INSTRUCTIONS

1. Have the students take out their Bibles and turn to Jeremiah 1:1-19 and Jeremiah 20:9.
2. You will need to select four volunteers to read the passage for you. Divide the reading as follows:
 - Jeremiah 1:1-3 (teacher)
 - Jeremiah 1:4-11
 - Jeremiah 1:12-15
 - Jeremiah 1:16-19
 - Jeremiah 20:9

3. Ask the students to talk about what they learned from this story during their last lesson. Get as many students as possible to participate and share aspects that were significant to them.

Then discuss:

- *What are some convictions you have right now?*
- *Is it easy for you to share your convictions with others? Is it harder to share with some people than with others? Why?*
- *How easy is it for you to go against the crowd when they are doing something wrong and stand firm by doing what is right?*
- *What are some things that might happen when you take a stand that is unpopular with your friends?*
- *Over time, Jeremiah grew more powerful in sharing and defending his convictions. What can you do now to grow in your convictions?*
- *Can you share with us a time during this last week that you stood up for your convictions? How did people respond to you?*





ACTIVITY

CONVICTIONS FOR DAILY LIFE

The students will discuss their answers to Reproducible Page E (From God or from the World?), deciding which of the statements are worldly wisdom and which are godly.

MATERIALS USED

For the teacher:

- extra Bibles

Reproducible Pages:

- Page E, 1 copy for each student (from Preclass)

INSTRUCTIONS

1. Have the students take out their copies of Reproducible Page E (From God or from the World?). See answer key below.
2. Tell the students to open their Bibles to James 4:4. Read the verse aloud to the class and discuss its meaning.
3. Review each of the statements on Reproducible Page E with the following questions. Be sure that those students with differing viewpoints are heard, and help to explain why each statement is either from God or from "the world."
 - *What does it mean to say that something is "worldly"?* (something that does not have as its foundation the truth and goodness of God, rather something that has only to do with man and what he wants apart from God—material things, popularity, power, etc. / living as though all that matters is this physical life, not our relationship with God / living as if there is no God)
 - *Why would this statement come from God? Why would it make God happy?*
 - *Why would this statement come from the world? What is wrong with the statement? Why would these things be wrong?*
 - *Do any of you struggle with this in your life?*
 - *How do you see that your convictions need to grow in this area?*
4. Remind your students that they should not be discouraged if they have not yet developed all these convictions. This list provides a good basis for family discussions and will give your students some ideas of areas in which they need to deepen their convictions.

ANSWER KEY (though, hopefully, not needed!)

1. If I make millions of dollars, I will be happy! ☹
2. If I confess my sins, I'll be close to my brothers and sisters in the church. ☺
3. I should encourage my friends daily to live for God. ☺
4. I can do whatever I want. ☹
5. There are many ways to get to God. ☹
6. I need to turn from my sins and be baptized to be saved. ☺
7. I must help the poor. ☺
8. All God expects of me is for me to be a good person. ☹
9. If I am sincere, God will understand. ☹
10. Jesus is the Son of God. ☺
11. Drunkenness, drugs and swearing are okay in certain circumstances. ☹
12. God doesn't care what I do as long as I come to church on Sunday. ☹
13. I don't have to listen to my teachers because they aren't my parents. ☹
14. I should obey my parents and treat them with respect. ☺
15. God doesn't see what I am doing when no one else is around. ☹

SCRIPTURE MEMORY

But the Lord said to me, "Do not say, 'I am only a child.' You must go to everyone I send you to and say whatever I command you."

Jeremiah 1:7

INSTRUCTIONS

1. Review the scripture memory verse for this week with the students.
2. Practice the verse together, and encourage each student to have the verse memorized completely by the next class.

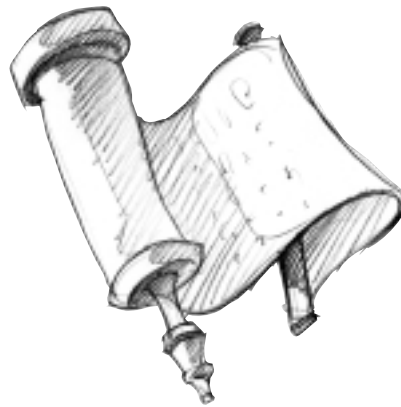
WEEKLY CHALLENGE AND SNACK TIME

If your students bring a snack, allow them to eat while you remind them of the challenge for the week.

Ask your students how they are doing with this week's challenge. The goal is for each student to share two convictions with a friend and to invite that friend to church to learn more. Some students may be struggling with the challenge. Offer advice and encouragement where it is needed, answering any specific questions or concerns your students may have.

CONCLUSION

End the class with a prayer.



WEEKLY CHALLENGE


Share two convictions of a disciple with a friend this week.

Invite that friend to come to church to learn more about following Jesus.

TWELVE BASIC CONVICTIONS

Listed below are twelve basic convictions from the word of God. Look up the references (also listed below), and read the corresponding passages. From the list of convictions, find the one that is described in each passage. Use that word to complete the crossword puzzle.

| | | | |
|-------------|-------------|--------------|--------------|
| Love | Baptism | Repentance | Sin |
| Confession | Word of God | Discipleship | Forgiveness |
| Holy Spirit | Cross | Son of God | Resurrection |



ACROSS

- 2. Hebrews 4:12
- 5. James 5:16
- 6. Isaiah 59:2
- 9. Ephesians 1:7
- 10. Luke 14:33
- 12. Matthew 16:16

DOWN

- 1. Colossians 1:20
- 3. 1 Corinthians 15:3-5
- 4. Acts 5:32
- 7. Luke 13:3
- 8. Acts 2:38
- 11. John 13:34

THE STORY OF MY LIFE

Helen Keller was born on June 27, 1880, in Tuscumbia, Alabama. For 19 months, she lived a normal childhood, speaking her first words at six months and walking for the first time when she was one. "I am told that while I was still in long dresses I showed many signs of an eager, self-asserting disposition. Everything that I saw other people do I insisted upon imitating."

All too soon, the happy signs of infancy ended. "One brief spring, one summer rich in fruit and roses, one autumn of gold and crimson sped by....Then, in the dreary month of February came the illness which closed my eyes and ears...." A high fever left Helen blind and deaf. Gradually she got used to the darkness and forgot that it had ever been any different.

As she grew older, Helen's frustration also grew. "My failures to make myself understood were invariably followed by outbursts of passion. I felt as if invisible hands were holding me, and I made frantic efforts to free myself."

Helen's parents were willing to do anything to help their daughter. When she was six they wrote to the Perkins Institution in Boston, an organization devoted to the education of the blind. In March of 1887, the Institution sent a woman named Anne Mansfield Sullivan to the Kellers' home to teach Helen.

One day Miss Sullivan took Helen to the water pump, and while cool water splashed on the girl's outstretched palm, her teacher spelled "w-a-t-e-r" into her other hand. In that moment, somehow the mystery of language was revealed to her. She knew then that "w-a-t-e-r" meant the wonderful cool something that was flowing over her hand.... She left the well house eager to learn. Everything had a name, and each name gave birth to a new thought.

Miss Sullivan next used a collection of words printed in raised letters to teach Helen to read. The girl quickly learned that each printed word stood for something.

When she was ten years old, Helen learned about a deaf and blind girl in Norway who had learned to speak. No longer was Helen content to limit her conversations to hand signing. She was "on fire with eagerness" to learn to speak. Another teacher gave Helen voice lessons. By feeling the position of her teacher's mouth and tongue as she pronounced a word, Helen finally was able to utter her first sentence: "It is warm." It made her so happy to be able to use words and not have to communicate everything with her hands.

The darkness that fell on Helen Keller's life like a blanket at the age of two was lifted by her learning to speak and read. She went on to devote her life to improving conditions for the handicapped and fulfilling her desire that all children should enjoy the benefits of an education.

Condensed from an article in Compact Classics, GABB III (Garden City, New York: Doubleday & Company).

DEEP CONVICTIONS

Directions: In this activity, you will be learning about some basic convictions of a disciple of Jesus. Look up each scripture reference in your Bible. Decide which of the references below you think the verse describes. Write the reference on the line next to the conviction it matches. When you have matched all ten verses and convictions, your teacher will give you further directions.

| | | | |
|----------------------|---------------|---------------|-----------------|
| Hebrews 4:12 | Acts 2:38 | Ephesians 1:7 | Isaiah 59:2 |
| Acts 5:32 | Luke 14:33 | Luke 13:3 | Colossians 1:20 |
| 1 Corinthians 15:3-5 | Matthew 16:16 | | |

1. The Bible is the word of God. _____
2. Jesus is the Son of God. _____
3. A person must be baptized to be saved. _____
4. Jesus wants to forgive my sins. _____
5. Sin separates me from God. _____
6. Everyone must repent of their sin. _____
7. A disciple puts Jesus first in his life. _____
8. God gives the Holy Spirit to those who obey. _____
9. Jesus died on the cross for everyone's sins. _____
10. Jesus was physically raised from the dead. _____



SCRIPTURE MEMORY

But the Lord said to me, "Do not say, 'I am only a child.' You must go to everyone I send you to and say whatever I command you."

JEREMIAH 1:7

WEEKLY CHALLENGE

Share two convictions of a disciple with a friend this week.

Invite that friend to come to church to learn more about following Jesus.

FROM GOD OR FROM THE WORLD?

Directions: Notice that there are circles next to each statement. If the statement sounds like it comes from God, draw a HAPPY FACE: 😊. If the statement sounds like what "the world" would be telling you, draw a SAD FACE: ☹️.

- ☹️ 1. If I make millions of dollars, I will be happy!
- 😊 2. If I confess my sins, I'll be close to my brothers and sisters in the church.
- 3. I should encourage my friends daily to live for God.
- 4. I can do whatever I want.
- 5. There are many ways to get to God.
- 6. I need to turn from my sins and be baptized to be saved.
- 7. I must help the poor.
- 8. All God expects of me is for me to be a good person.
- 9. If I am sincere, God will understand.
- 10. Jesus is the Son of God.
- 11. Drunkenness, drugs and swearing are okay in certain circumstances.
- 12. God doesn't care what I do as long as I come to church on Sunday.
- 13. I don't have to listen to my teachers because they aren't my parents.
- 14. I should obey my parents and treat them with respect.
- 15. God doesn't see what I am doing when no one else is around.