

# Putting God First

## Lesson Objectives

- The children will tell the story of Peter and the big catch of fish.
- The children will state that Peter obeyed Jesus even when he didn't feel like it.
- The children will say one way they can obey God when they don't feel like it.

## Lesson Text

Luke 5:1-9; 9:23-24

## Scripture Memory Verse

"Master, we've worked hard all night and haven't caught anything. But because you say so, I will let down the nets."

*Luke 5:5*

## Lesson Plan

Greeting and Registration

Preclass Activity: Blowfish

Welcome and Singing

Centers:



Bible Story: Hard Day's Night

Craft: What's the Catch?

Scripture Memory:  
Because You Say So

NOTE: Allow time for a snack.

## What Is a Disciple? Lesson 1



# Putting God First

## Blowfish

The children will preview today's Bible Story as they make fish from balloons.

### Materials

*For each child:*

- 1 round balloon, approximately 9"
- crayons
- washable markers
- brightly colored stickers

*For the teacher:*

- brightly colored construction paper
- scissors
- clear tape
- large garbage bag

*Reproducible Pages:*

- Page A, 1 copy for the teacher

### Preparation

1. Blow up enough balloons for each child in the class. Keep the balloons in the garbage bag.
2. Using the stencils from your copy of Reproducible Page A, trace and cut out four fish fins from construction paper for each child. Fold them on the dashed lines.
3. Make a sample fish to show the children.

### Instructions

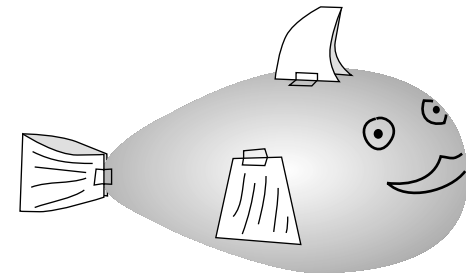
1. Greet the children as they arrive. Tell them that in today's lesson they will learn about Peter and his big catch of fish. Show them your sample.
2. Give each child the fins you prepared, crayons, markers and stickers. Tell the children to color and decorate the fins.
3. Give each child a balloon and some tape. Help the children to tape the fins to the fish as shown.
4. Have the children draw eyes on each side of the balloon.

5. Help the children to decorate their fish with stripes or spots using more paper or markers.
6. Circulate among the children to offer help with the taping and writing on the balloon. Be careful that they do not press so hard that they pop the balloon. Help the children put their names on their fish.
7. Encourage the children who finish early to make an extra for a child who arrives late.
8. Collect the fish and put them in the garbage bag. Give them to the Bible Story teacher.

**IMPORTANT:** Under no circumstances should a child put any part of the balloon in or near his mouth. If a balloon pops, dispose of it immediately. Keep all balloons away from the mouths of children under the age of three.

### Teacher Tips

- Bring books or magazines with pictures of various kinds of fish to give children ideas of how to decorate their fish.
- As an alternative to construction paper, make a copy of Reproducible Page A for each child. Cut out the fins and have the children color and fold them before attaching to the fish.



# B Putting God First

S

## Hard Day's Night

The children will participate in this exciting story of Peter's obedience to Jesus.

### Materials

For each child:

- fish from Preclass Activity

For the teacher:

- towel
- 2 pieces of rope, 24" and 36"
- sheet or blanket
- adhesive name tag
- marker

### Preparation

1. Place the towel on your head, and then tie it with the shorter rope making a headpiece.
2. Wrap the sheet or blanket around your shoulders and tie it with the other rope making a belt for a cloak.
3. Write Simon Peter on the name tag. Then write a line through the word Simon, e.g., "~~Simon~~ Peter."
4. Practice telling this story with energy and enthusiasm.
5. Have an assistant available to display the fish in a place where the children can find theirs quickly when they arrive.

### Introducing the Bible Story

Open your Bible to Luke 5. Tell the children that today's Bible Story comes from the New Testament book of Luke. Explain that today's lesson is the first one in a unit called "What is a Disciple?" Ask the following questions to help prepare the children for today's story.

The children's answers will vary.

- *What is a disciple of Jesus?*
- *Name some people who are disciples.*
- *How do you know if someone is a disciple?*
- *Did you ever do something that you did not feel like doing? What was it? Was it worth doing? Why or why not?*

*In our story today, you will meet a man named Peter. He was a disciple of Jesus, which means that he followed Jesus and lived his life by the things that Jesus said. Peter was one of Jesus' closest friends.*

*He loved Jesus very much. Peter wanted to obey Jesus all the time, but he did not always feel like it. Today, you are going to hear a true story about a day when Peter decided to obey Jesus—even though he did not feel like it!*

### Presenting the Bible Story

Distribute the fish to the children. Tell the children that as Peter tells his story, they will listen carefully for the word "net." Each time that Peter says the word net, the children should hold their fish up over their heads.

*Hello. My name is Peter. (Shake each child's hand. Point to your name tag.) My real name is Simon, but Jesus—and the other disciples—call me Peter. I'm a fisherman. Being a fisherman is hard work. We use big NETS to catch fish. (Not those little poles that some people use today.) The NETS that I use for fishing are really big. So big, I could fit all of you in one of my NETS—and have room for more! My NETS are very important to me and I have to take good care of them. When they get dirty, I have to clean them. When they rip, I have to fix them. Sometimes, even with my big NETS, it can be hard to catch fish. Sometimes I can go out for a whole day or a whole night and not catch a single fish! That's when I give up and try again another day. There is one thing that I've learned: if the fish don't want to go into my NET, there's not much I can do about it.*

*(Pause and bend over to look into the children's eyes.) One morning, I was in my boat washing my NETS. We had been out fishing all night long and hadn't caught a thing. I was tired and disappointed. Then, a large crowd of people started coming toward my boat. They were all trying to get to someone. I looked a little closer and it was Jesus they were crowding around. Jesus walked right up to the water's edge. He was looking for a place to teach the people. The next thing I knew, Jesus walked right up and asked if he could use my boat. Before I knew it, Jesus was teaching the crowd—right from my boat!*

*I was feeling really tired, and I was cleaning my NETS, but I listened to Jesus talk about God. (Pause and look right at the children.) Let me tell you something, nobody could talk about God like Jesus! When he was done, Jesus told me to take the boat out into the deep water. Now, that was a surprise. What was Jesus going to*



# Putting God First

*do out in the deep water? Did he want to go swimming or fishing? He didn't have a NET. But I did what he asked. I took him right back to the place where I had spent the whole night—catching nothing!*

*Jesus looked at me and said, "Let down the NETS for a catch."*

*"Do what?" I thought. I was very confused.*

*Jesus smiled at me. "Let down the NETS for a catch," he said again.*

*Now I was really tired and beginning to feel frustrated. The next thing that came out of my mouth was, "Master, we've worked hard all night and haven't caught anything. But because you say so, I will let down the NETS" (Luke 5:5). We let down the NETS and I figured I would take a nap for a while. (say with a prideful tone) If there was one thing I knew, it was that there were no fish in these waters!*

*(Open your eyes wide.) "Peter! Peter!" the others started shouting. "The NETS! The NETS! They are going to break!" I was shocked. Stunned! I had never seen so many fish! And the NETS were about to break. So we signaled to some other fishing boats nearby to come help us. When they came over we all started pulling the fish out of the NETS. I just started laughing, I couldn't believe my eyes.*

*(thoughtfully) Then I looked over at Jesus and stopped laughing. Jesus looked at me, and in an instant I knew that I had been wrong. Wrong about him, wrong about the fish and wrong about life. Jesus was right about everything and I did not want to go one more day being wrong. I went over to him and fell down on my knees. I knew that I did not deserve what he had done for me that day.*

*I learned many things that day, but the most important one was that Jesus is always right. I need to obey him no matter what. No matter how I feel or what I may think, Jesus is always right and I will put him first.*

## Share and Tell

Ask the children what they liked most about this story. Remind the children that Peter obeyed Jesus even though he was tired and confused—and Jesus made him very happy! Ask the children if they know someone who has a hard time obeying. Encourage the children to share with that person today's story about Peter. Close with a prayer for the children to be like Peter and obey Jesus even when they don't feel like it.

## Teacher Tips

- The character of Peter should be presented by a brother. If possible, invite one with drama or theatre training to present this Bible Story. As the teacher, you should present the Introduction and Conclusion. Be sure to give your guest the copy of the script early in the week so that the guest presents the script as it is written on the Lesson Card.
- If possible, locate a real fishing net for Peter to hold during this story.
- To enhance the dramatic effect, set up a "stage" area for Peter to present his story. If you are able, arrange for a spotlight and background music. Talk with your ministry leader about having this performed as a portion of the service, involving the children and their fish.

C

R

A

F

T

# Putting God First

## What's the Catch?

The children will make nets with fish inside reminding them of Peter and the big catch of fish.

### Materials

For each child:

- scissors
- 1 piece of blue construction paper, 9" x 12"
- glue stick
- crayons or markers

For the teacher:

- colored construction paper

Reproducible Pages:

- Page B, 1 copy for each child

### Preparation

1. Cut out the verses, the fish stencil and the nets from the copies of Reproducible Page B. For each net, start at the end with the notch marks and fold each one accordion style. See Figure A.
2. Using the fish stencil, trace and cut out three fish from construction paper for each child.
3. Make a model of the craft to show the children.

### Instructions

1. Tell the children, *In today's lesson we are learning how Peter caught a large number of fish with Jesus' help. Peter had been fishing all night and hadn't caught a bite, but Jesus told Peter to put his nets out once again. Peter obeyed Jesus even though he didn't understand why Jesus asked him to do this. When Peter obeyed, and put out the nets, he caught so many fish that the boat almost sank! Today you are going to make a net with fish to help you to always remember the Peter and the great catch of fish.*
2. Distribute the folded nets you prepared and the scissors. Help the children to cut out the notches through all the layers of paper, along both sides of the net. Have them unfold the paper to reveal the cut net. See Figure B.


3. Give the children the blue construction paper and the verses you prepared. Have them glue the sides and the bottom of the net to the construction paper. Have them glue their verse near the top of the paper. See Figure C.
4. Give each child three colored fish and crayons. Have the children color their fish and then place them into the net.
5. Make sure the children write their names on the papers and on their fish.

### Conclusion

*Do you think it was easy for Peter to obey Jesus when he was tired after fishing all night? Do you think Peter was happy after he obeyed Jesus and caught all those fish? Close with a prayer asking God to help the children obey, even when it may be hard to obey.*

### Teacher Tips

- To make multiple construction paper fish, place three pieces of construction paper on top of one another. Then trace and cut out three layers of fish at a time.
- Instead of using the construction paper fish, have the children glue on fish crackers or gummy fish.



# Putting God First

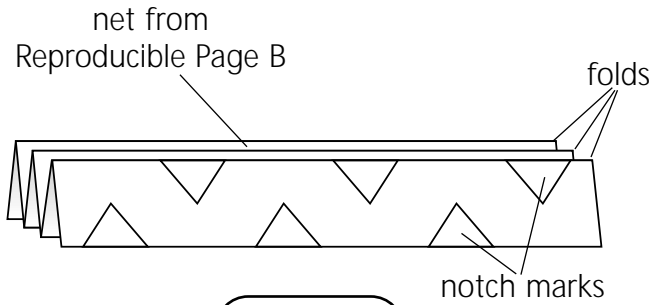


Figure A

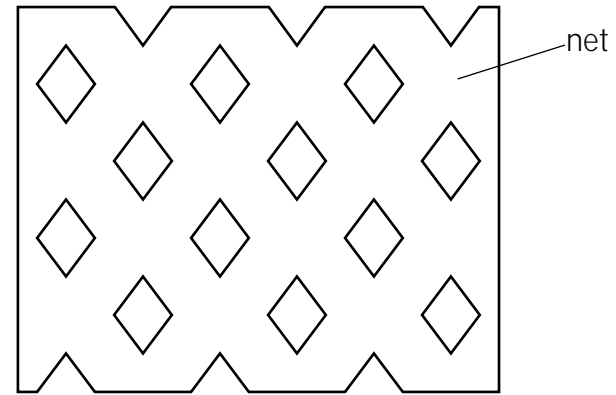


Figure B

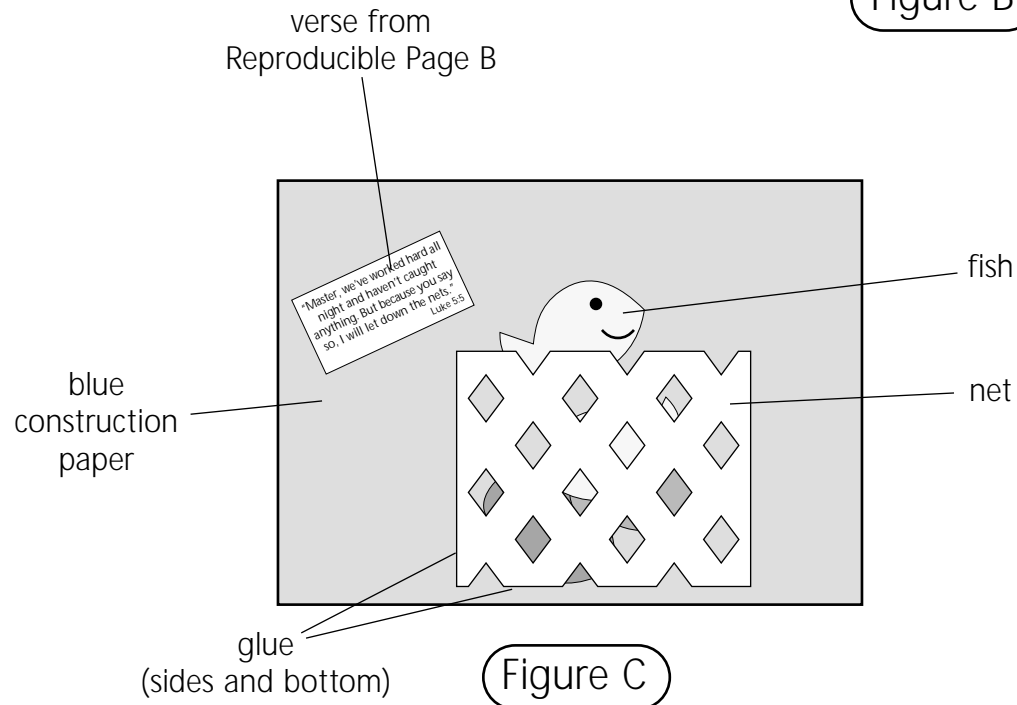


Figure C

# Putting God First

## Because You Say So

The children will learn and memorize today's Scripture Memory Verse as they build a fishing boat together.

### Scripture Memory Verse

"Master, we've worked hard all night and haven't caught anything. But because you say so, I will let down the nets."

Luke 5:5

### Materials

For the teacher:

- brown crayon
- scissors
- marker
- ruler or yard stick
- 1 piece of blue construction paper, 9" x 12"

Reproducible Pages:

- Page C, 1 copy for the teacher
- Page C, 1 copy for each child (optional)

### Preparation

1. On your copy of Reproducible Page C, color the mast and four boat planks lightly with a brown crayon. Make sure the words are still clearly visible. Then cut out each piece.
2. Place the pieces on the blue construction paper to form the picture of the boat. Trace around each of the seven pieces to form an outline of the boat on the blue construction paper.
3. Practice leading this activity.

### Instructions

1. Introduce today's activity: *In this new unit, you are learning what it means to be a disciple. In today's Bible Story, Jesus told Peter to put down his nets. Peter had been fishing all night and had not caught anything. He probably did not think it would make a difference. But because Jesus told him to do it, Peter obeyed Jesus anyway—and he was surprised! Today's Memory Verse from the book of Luke, chapter 5, verse 5 shows us the "because you say so" attitude of a disciple.*

2. Show the children the Scripture Memory Verse on the back of this Lesson Card. Say it to them three times as they follow along. Point to the words as you say them. Ask the children to say it together with you three more times.
3. Bring out the boat you prepared. Say the Scripture Memory Verse, beginning with the reference, Luke 5:5. Point to the words on the boat as you say it. Divide the boat pieces up and give them to the children. Say the verse together again, beginning with the reference, and have the children place the boat pieces on the blue paper as you say each word or phrase.
4. Take out your scissors and cut up the boat "planks" along the dividing lines. Mix up all the planks and divide them among the children. Say the verse together as the children place each word or phrase on the blue paper.
5. Collect all the planks and mix them up. Remove one plank and distribute the rest to the children. Say the verse together, saying the missing phrase from memory. Remove two more planks and repeat this step. Continue until the children can say the entire verse from memory.

### Building Bigger Boats

For a larger, more colorful visual aid, make a boat from construction paper. Use large brown construction paper for the planks. Use white construction paper for the sails. Print the words and phrases on the pieces, as they appear on your copy of Reproducible Page C. Place the pieces on blue poster board and proceed with the activity described in the Instructions.

### Conclusion

Encourage the children to remember Peter's "because you say so" attitude the next time they do not want to obey. Close with a prayer thanking God for all the great verses in the Bible. If available, pass out the children's copies of Reproducible Page C and encourage them to do this activity at home.

### Teacher Tips

- For a more durable material, laminate or cover your copy of Reproducible Page C with clear contact paper before cutting.



# Putting God First

SCR  
IPT  
URE  
MEM  
ORY

“Master, we’ve worked hard all night and haven’t caught anything. But because you say so, I will let down the nets.”

Luke 5:5





# Putting God First

## Lesson Objectives

- The children will tell the story of Peter and the big catch of fish.
- The children will state that Peter obeyed Jesus even when he didn't feel like it.
- The children will say one way they can obey God when they don't feel like it.

## Lesson Text

Luke 5:1-9; 9:23-24

## Scripture Memory Verse

"Master, we've worked hard all night and haven't caught anything. But because you say so, I will let down the nets."

Luke 5:5

## Lesson Plan

Greeting Registration

Preclass Activity: JOY-angles

Welcome and Singing

Centers:

Life Application: Jesus First

Game: Swim Fast

Bible Skills: What Can I Say?

NOTE: Allow time for a snack.



pre class

ACTIVITY

## JOY-angles

The children will review important ideas from this week's lesson as they make "JOY-angles" to be used later in class.

### Materials

*For each child:*

- crayons or markers

*For the teacher:*

- invisible tape
- scissors

*Reproducible Pages:*

- Page D, 1 copy for each child

### Preparation

1. Cut out the JOY-angle boxes from the copies of Reproducible Page D.
2. Make a sample to show the children.


## Instructions

1. Greet the children as they arrive. Remind them that they are learning about what it means to be a disciple and put God first. Show them your sample JOY-angle and tell the children that they will use these during the Life Application Center.
2. Distribute the JOY-angle boxes you prepared and the crayons. Tell the children to draw their own faces in the picture frame in the large letter Y and write their names on the space provided. Have them color the other letters.
3. Circulate among the children to help them fold their boxes on the dashed lines and then tape them closed with the pictures facing outward. This box forms a standing triangle when folded.

4. Collect their JOY-angles, as well as your sample, and give them to the Life Application teacher.

### Teacher Tips

- Make a few extra JOY-angles for children that arrive late.



# LIFE APPLICATION

## Jesus First

The children will review this week's Bible Story as they think of ways to put God first—even when they don't feel like it.

### Materials

For each child:

- JOY-angle from Preclass Activity

Reproducible Pages:

- Page E, 1 copy for the teacher

### Preparation

Practice leading this activity and be familiar with the song "JOY."

### Reviewing the Bible Story

Open your Bible to Luke 9. *In your Bible Story this week, you learned about Peter, the fisherman who obeyed Jesus even when he didn't feel like it. Peter learned that day that Jesus was right and that Jesus knew better than Peter. To be a follower or disciple of Jesus, we have to be like Peter and obey Jesus—even if we don't feel like.*

*Listen to Jesus' words from Luke 9:23-24:*

*Then he said to them all: "If anyone would come after me, he must deny himself and take up his cross daily and follow me. For whoever wants to save his life will lose it, but whoever loses his life for me will save it."*

### Life Application

Distribute the JOY-angles to the children. Tell them to look at the "J" and say, "Jesus first." *When you follow someone, who goes first? The leader goes first. If you are a disciple of Jesus, then Jesus goes first. That means that you do what he wants before you do what you want.*

Tell the children to look at the "Y" and say, "Yourself last." Refer to the verse above and explain that Jesus knew we would have to put ourselves last to be his disciple. Jesus was a great example. He always put God first and himself last.

Tell the children to look at the "O" and say, "Others in between." Explain that if we follow Jesus, we will put other people and their needs before our own. Jesus did this all the time.

Tell the children to form a line. Place an empty chair at the head of the line. Tell the children to imagine Jesus in the chair. *Who is first in this line? (Jesus) Who is last? (child's name) Who is in between? (children's names)* Speak to the last child in line and say: *You are just like a disciple! Jesus is first, you are last, and the others are in between.* Let each child take a turn being last and say this to each one.

### Who Comes First?

Tell the children to listen while you read the story from your copy of Reproducible Page E.

### Conclusion

Tell the children that God will give them great joy and make them very happy if they will be just like Jesus. Sing the song, "JOY" with the children. Ask them to think of one way this week that they can put God first even when they don't feel like it. (Answers may include: getting up in the morning to pray and read the Bible; obeying parents; being friendly and talking to a new person in school or Bible Class; sharing a new toy with a younger brother or sister, etc.) Close with a prayer thanking God for Jesus.

### Teacher Tips

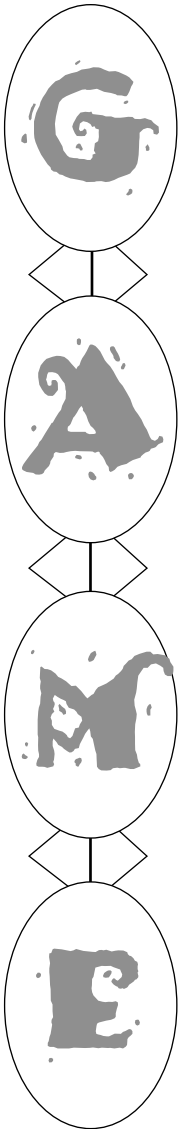
- If possible, have an assistant dress up as Jesus and have him stand at the head of the line for this activity.

"JOY"  
(Tune: "Jingle Bells")

J-O-Y J-O-Y

This is what it means:  
Jesus first,  
with yourself last,  
and others in between





## Swim Fast

The children will review important ideas from this week's lesson as they play this game.

### Materials

For the teacher:

- 1 piece of poster board, 22" x 28"
- 2 pieces of construction paper (different colors)
- scissors
- marker

### Preparation

1. Cut out a 4" x 6" fish from each piece of construction paper.
2. Label one fish, "Team A," and the other, "Team B."
3. Prepare the poster board, as shown in Figure A.
4. Place one fish at the beginning of each horizontal line.

### Instructions

1. Introduce today's activity: *In your lesson this week, you are learning that to be a disciple, you must put God first in your life. In your Bible Story, you learned about Peter and how he obeyed Jesus—even when he did not feel like it. In our game today, we will see how well we remember this week's Bible Story.*
2. Have the children sit in a circle. Tell them to listen carefully as you read Luke 5:1-8 to them. The first time read it through completely; the second time read it but leave out some key words (the underlined words below). Let the children try to fill in the missing words. Explain that today's game comes from these verses.

*One day as Jesus was standing by the Lake of Gennesaret, with the people crowding around him and listening to the word of God, he saw at the water's edge two boats, left there by the fishermen, who were washing their nets. He got into one of the boats, the one belonging to Simon, and asked him to put out a little from shore. Then he sat down and taught the people from the boat.*

*When he had finished speaking, he said to Simon, "Put out into deep water, and let down the nets for a catch."*

*Simon answered, "Master, we've worked hard all night and haven't caught anything. But because you say so, I will let down the nets."*

*When they had done so, they caught such a large number of fish that their nets began to break. So they signaled their partners in the other boat to come and help them, and they came and filled both boats so full that they began to sink.*

*When Simon Peter saw this, he fell at Jesus' knees and said, "Go away from me, Lord; I am a sinful man!"*

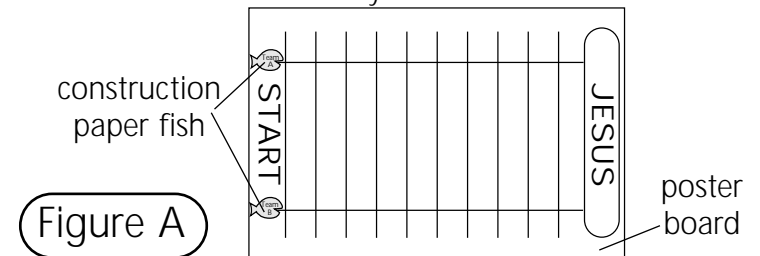
3. Divide the children into two teams, "Team A" and "Team B." Show them the game board and the team markers you prepared.
4. Explain that the object of the game is to be the team that gets to Jesus first. Have Team A go first and ask them the first question on the back of this Lesson Card. Read it twice and then ask the team to give their answer. If they answer correctly, one member of their team can move their fish to the first line. Ask Team B the next question. If any team answers incorrectly, the other team may have a chance to answer the question.
5. Continue to play, alternating between each correct answer. (Correct answers are typed in bold.)

### Conclusion

Ask the children what they like most about the story of Peter and the big catch of fish. Close with a prayer thanking God for Peter's example of being a disciple.

### Teacher Tips

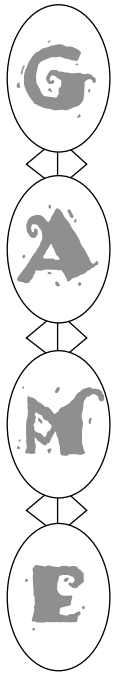
- If you have children who did not hear the Bible Story, distribute them evenly between the teams so that they will be with children who are familiar with this story.



# Putting God First

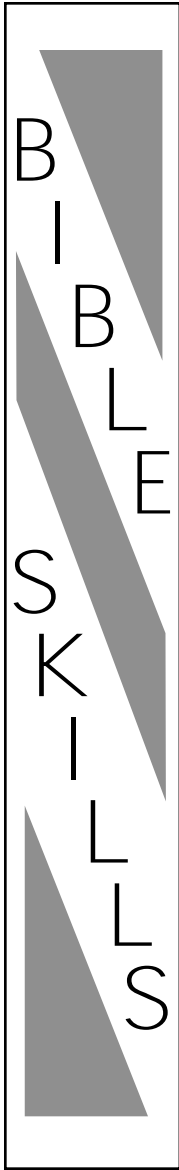
## Swim Fast

### Game Questions



- When Jesus called his disciples, he was standing by the:
  - lake of Gennesaret.**
  - Gennesaret river.
  - Gennesaret ocean.
- When Jesus saw the boats, the fishermen were:
  - washing their nets.**
  - cleaning their fish.
  - washing their hair.
- Being a fisherman is:
  - silly.
  - hard work.**
  - not important.
- Jesus got into the boat that belonged to:
  - Noah.
  - Simon Peter.**
  - Matthew.
- When Jesus wanted to use Peter's boat, Peter:
  - let him use it.**
  - said, "Not today."
  - cried.
- Jesus taught the people from the:
  - temple.
  - tree top.
  - boat.**
- When Jesus finished speaking, he told Peter to:
  - sink the boat.
  - bring the boat back to shore.
  - let down the nets for a catch.**
- The night before, Peter had:
  - been fishing.**
  - a party.
  - a bad dream.
- Peter told Jesus:
  - "We've already caught too many fish."
  - "I'm tired and I don't want to."
  - "We've worked hard all night and haven't caught anything, but because you say so, I will let down the nets."**
- When the fishermen obeyed Jesus, they caught:
  - lots of fish.**
  - a cold.
  - a whale.
- There were so many fish that:
  - they decided to let some go.
  - the nets began to break.**
  - they had a fish sale at the market.
- When they pulled in the nets:
  - the fish disappeared.
  - the boat went faster.
  - the boats began to sink because they were so full.**
- When Peter saw all the fish he said to Jesus:
  - "Let's eat!"
  - "I caught all these fish. I am the greatest fisherman in the universe!"
  - "I am a sinful man."**
- Peter learned that he should obey Jesus:
  - only when he wanted to.
  - always, even if he didn't feel like it.**
  - on Sundays.
- A disciple of Jesus is:
  - a book in the Bible.
  - someone who obeys and follows Jesus.**
  - someone who goes to school.
- Jesus' disciples must:
  - put Jesus first, themselves last, and others in between.**
  - eat a lot of fish.
  - learn how to cook.
- This week's Scripture Memory Verse is, "Master, we've worked all night and haven't caught anything, but because you say so, I will let down the nets." The reference is:
  - Genesis 1:1
  - Luke 5:5**
  - John 5:5

# Putting God First



## What Can I Say?

The children will learn about God's character through looking up words in the Old and New Testaments.

### Materials

No additional materials are needed.

### Preparations

Practice leading this activity.

### Instructions

1. Introduce today's activity: *In your lesson this week, you are learning about what it means to put God first. You learned about Peter and his big catch of fish. Jesus taught his followers that they must be willing to deny themselves—which means to put God first, others next and themselves last. Today, you are going to look for some special words that describe God.*
2. *The first word we will look for is, "LOVING." Point to the word LOVING on the back of this Lesson Card.*
3. *In the book of Psalms we learn that God is loving. What does it mean to be loving? What kind of things does a loving person say? What kind of things does a loving person do? Is the book of Psalms in the Old or New Testament? (Old Testament) Help the children find Psalms in their Bibles. Now turn to chapter 59 and find verse 17. Point to the word Loving. Make sure each child finds the word.*
4. Follow the instructions in Step 3 for each word and reference. Then ask the following questions with each word.
  - *What does it mean to be \_\_\_\_\_?*
  - *What would a \_\_\_\_\_ person say?*
  - *What would a \_\_\_\_\_ person do?*
  - *Can you use this word in a sentence about God?*

### Conclusion

Ask the children which is their favorite word that describes God. Close with a prayer thanking God for the Bible.

### Teacher Tips

- If you have a large group, write the list of words and references onto a large writing surface.

What Can I Say?





# Putting God First

What Is a Disciple?  
Lesson 1

What Can I Say?

## LOVING

Psalms 59:17

## PROTECTING

Proverbs 2:8

## GOOD

Genesis 1:31

## SHEPHERD

John 10:14

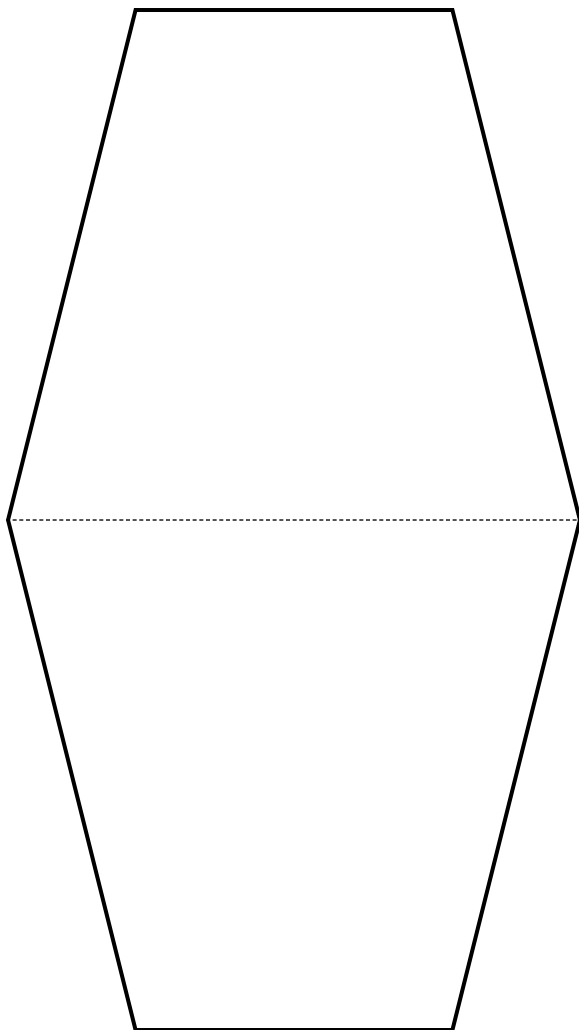
## POWERFUL

Psalms 150:2

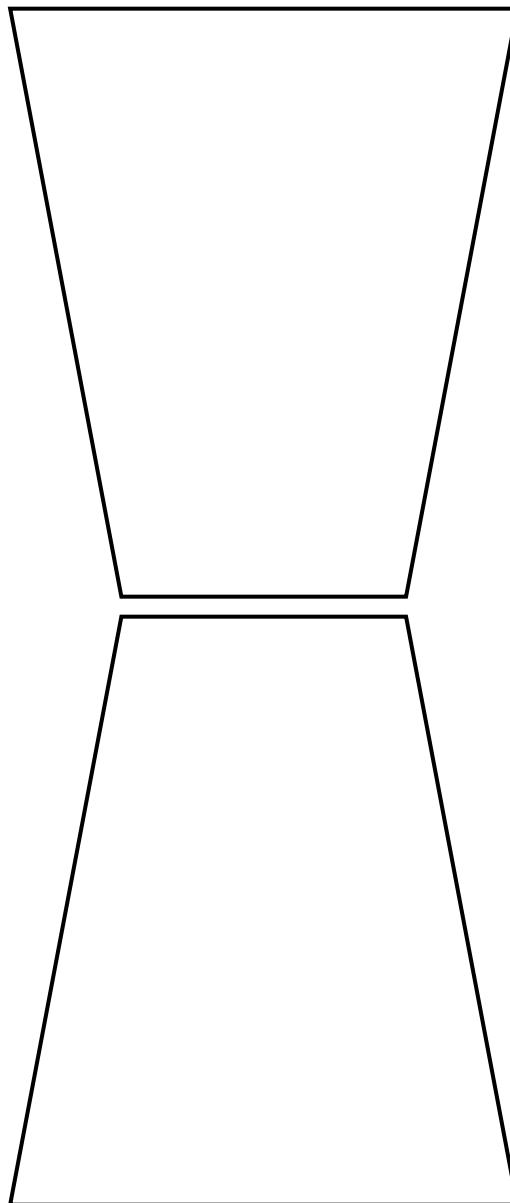


**Core/Preclass**  
1 copy for the teacher

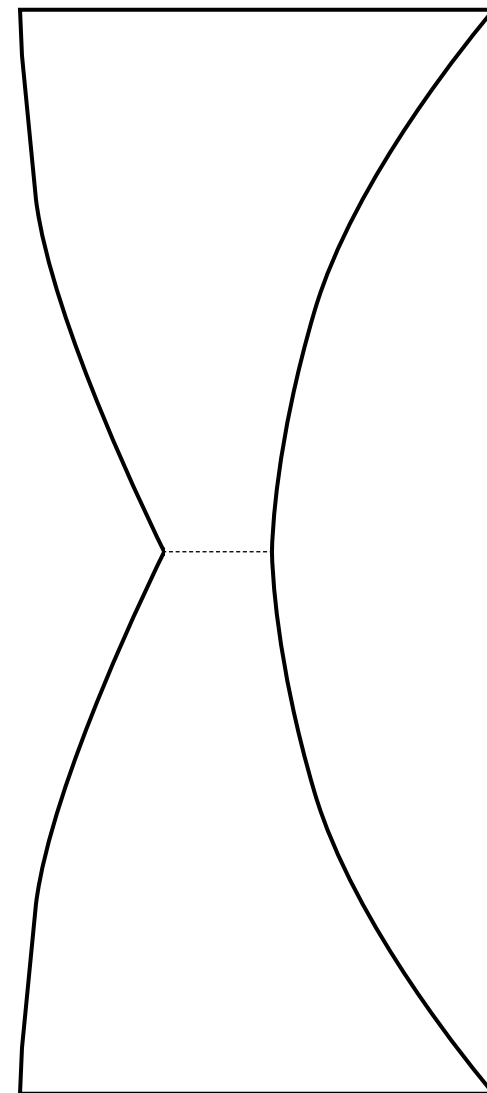
R  
E  
P  
R  
O  
D  
U  
C  
I  
B  
L  
E  
P  
A  
G  
E  
A



tail fin

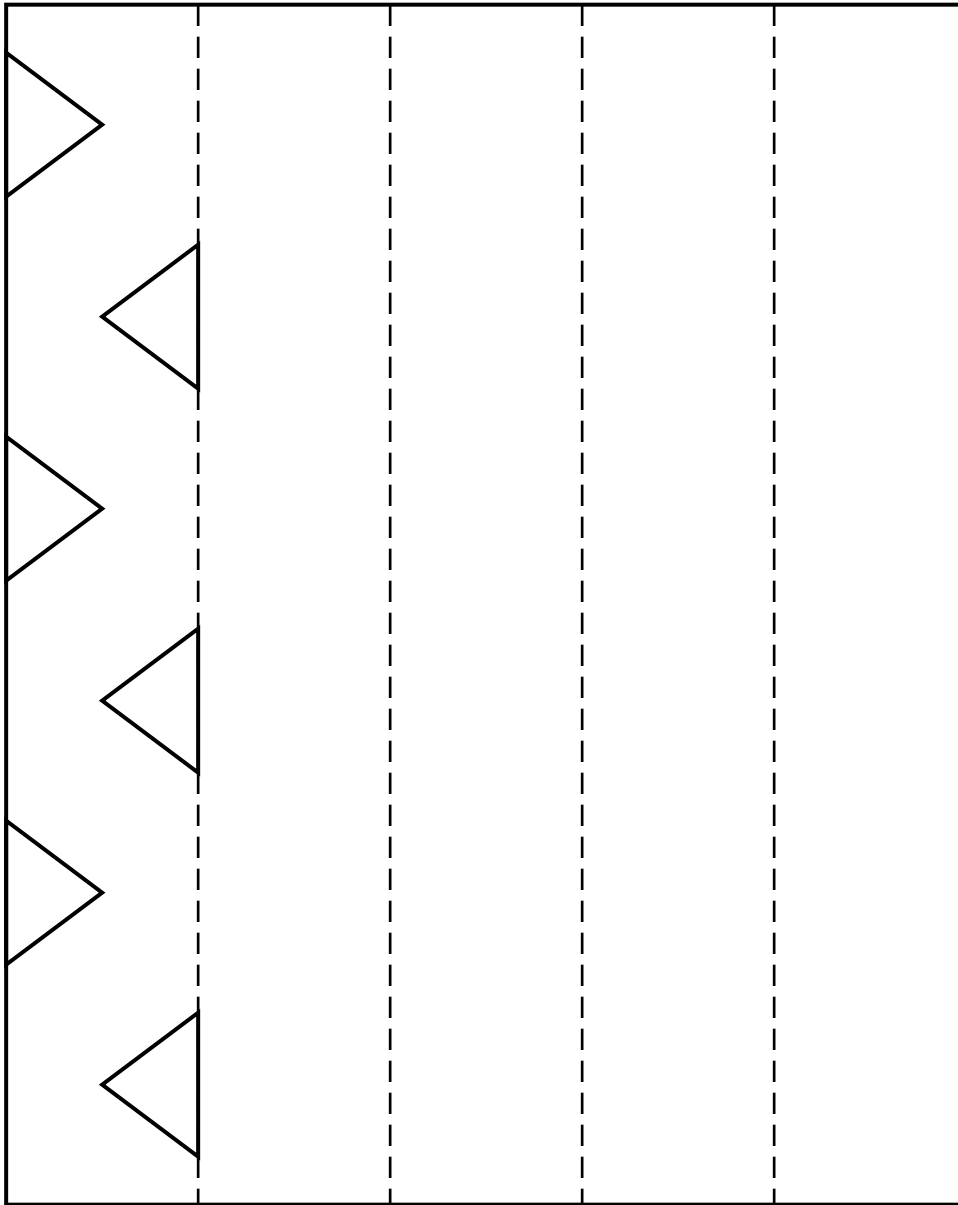


side fins

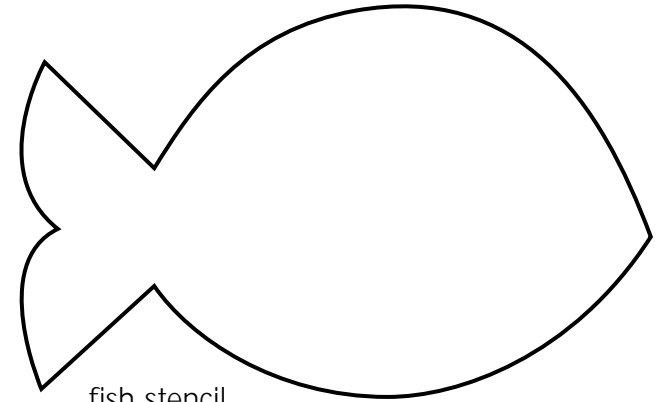


head fin





net



fish stencil

“Master, we’ve worked hard all night and haven’t caught anything. But because you say so, I will let down the nets.”

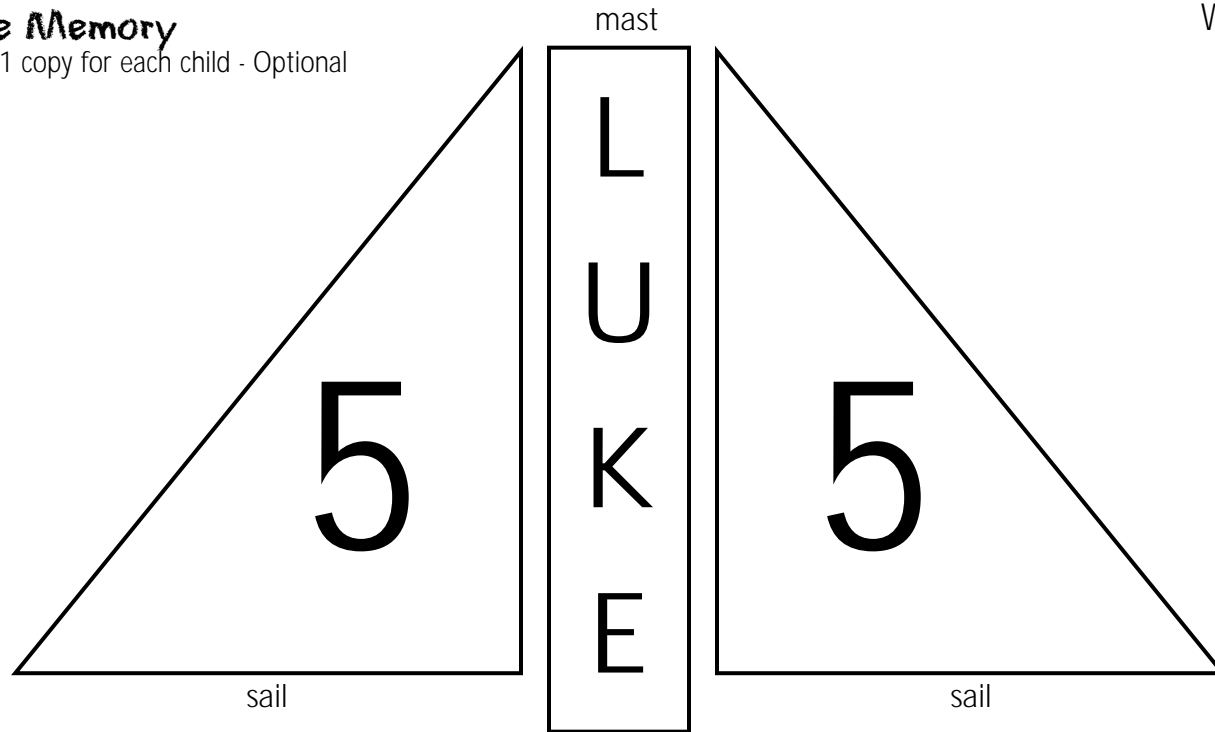
Luke 5:5

scripture  
memory  
verse



Core/Scripture Memory

1 copy for the teacher/ 1 copy for each child - Optional



"Master, we've worked hard all night

and haven't caught anything.


But because you say so,

I will let down the nets."

planks

This page intentionally left blank







Jesus  
First

"JOY"  
(Tune: "Jingle Bells")

J-O-Y J-O-Y  
This is what it means:  
Jesus first,  
with yourself last,  
and others in between



Others  
in Between



Name

Yourself  
Last



## Supplement/Life Application

1 copy for the teacher

R  
E  
P  
R  
O  
D  
U  
C  
I  
B  
L  
E

PAGE  
E

### Who Comes First?

*It's Saturday morning and Ariel can't wait to get up and watch cartoons. When she gets out of bed she sees her Bible and remembers that she made a promise to God to read her Bible and talk to him every morning. Ariel knows that once she starts watching TV, she won't want to stop to read her Bible or talk to God.*

- *How can Ariel put Jesus first? (she can read her Bible and pray first, then watch cartoons afterwards.)*

*Ariel feels so happy that she read her Bible and talked to God. As she sits down to watch TV, her favorite show is about to start. She thanks God that she did not miss it.*

*After breakfast, Ariel goes up to her room to listen to music and play the new game she got for her birthday. Ariel's mother gets a phone call from a friend whose child is very sick and must go to the hospital. Her mother asks Ariel if she would help her prepare a meal for this family and go with her to deliver it.*

- *How can Ariel put others before herself? (She can stop playing her game and help her mother serve the family with the sick child.)*

*Ariel helps her mother by making a special dessert for this family and making a get-well card for their child. She feels so good about helping them out. She forgot all about her game.*

*That night, Ariel's mother and father tell her how proud of her they are for putting God first and others before herself. They tell her that they want to take her out to lunch after church with a friend just to encourage her.*

- *Imagine how Ariel's day would have gone if she decided not to read her Bible and talk to God, or if she had decided not to help her mother. God had a special plan to make Ariel happy for putting him first and others in between.*

