

GETHSEMANE AND TRIAL

LESSON TEXT

Matthew 26:36-27:26

LESSON OBJECTIVES

- The students will cite two instances when Jesus did God's will rather than his own.
- The students will understand that Jesus remained righteous when he was mistreated.
- The students will practice doing God's will with their families and neighbors.

MATERIALS NEEDED

For each student:

- pen or pencil
- 1 index card, 3" x 5"
- 1 piece of paper

For the teacher:

- 1 copy of "Good News from the Kingdom"
- globe or map of the world
- extra Bibles
- 1 piece of paper for every 4-5 students
- index cards, 3" x 5"

Reproducible Pages:

- Page A, 1 copy for each student
- Page B, 1 copy for each student
- Page C, 1 copy for each student

LESSON PLAN

Getting Ready

Faithful Instruction
 Teacher Focus
 Teacher Tips
 Preclass Activity: Ten Difficult Things Jesus Did
 Starting Up
 Welcome and Singing
 Opening Prayer
 Victories
 Good News from the Kingdom

Getting into God's Word

Scripture Study
 Activity: Easy Pass

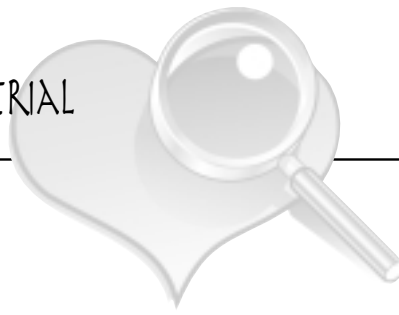
Getting It to Others

Scripture Memory: Matthew 26:39
 Weekly Challenge and Snack Time
 Conclusion

SCRIPTURE MEMORY VERSE

Going a little farther, he fell with his face to the ground and prayed, "My Father, if it is possible, may this cup be taken from me. Yet not as I will, but as you will."

Matthew 26:39



FAITHFUL INSTRUCTION

TEACHER FOCUS

Pray before preparing this lesson. Spend some extra time reading and studying Matthew 26:36-27:26. The next four classes are very powerful to us as disciples. They are the message of the cross. To the preteens, however, they may be foolishness. Your job is to help these young, “would-be disciples” to see the cross God’s way: powerful and practical!

This week’s class will help the students see that being a disciple means living life God’s way and not according to our feelings. This is a great week for you, as their teacher, to focus on the same thing. In what ways this week will you be victorious in overcoming sin by imitating Jesus when he was at Gethsemane and when he was on trial? Your personal example and the experiences you share about your own victories can make the difference in helping them to understand the cross and to be inspired to let it change their lives.

TEACHER TIPS

You, as a teacher and a disciple, are trying to imitate Jesus on your job, in your marriage and in all the other areas of your adult life. Remember that the preteens are facing different challenges in making this lesson practical. The activity is designed to help them think of ways to make this lesson meaningful for their own lives. They are having difficulties at school, in the neighborhood, with parents and with brothers and sisters. Try to see this lesson from their perspective. Then you will be better able to relate it to their lives.

Be sure you complete the preclass activity and the activity in “Getting into God’s Word” before you come to class. As in everything you do, great preparation is very important. Take the time to understand how the class applies to the weekly challenge. Remember that your role as teacher is not only to teach the facts, but to help the students make the Bible a part of their lives this week.

PRECLASS ACTIVITY

TEN DIFFICULT THINGS JESUS DID

The students will compare their concepts of things that are “difficult” to do with the example of Jesus and the difficult things he did and endured for our salvation.

MATERIALS USED

For each student:

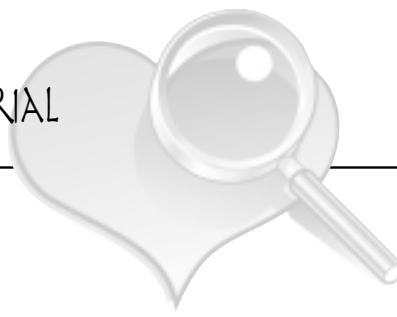
- pen or pencil

Reproducible Pages:

- Page A, 1 copy for each student

INSTRUCTIONS

1. As the students arrive, give each a copy of Reproducible Page A (Ten Difficult Things Jesus Did). The directions are provided on the sheet.
2. You may divide the preteens into pairs or small groups to help each student complete the activity.
3. Make sure the students get the point that Jesus was willing to go through these difficult things because he loves us so much and wants us to be forgiven of our sins so we can be with God.



STARTING UP

WELCOME AND SINGING

Call the students together in a circle. Welcome everyone by name, being sure to recognize anyone who is visiting. Let them know how glad you are to see them, and how much you looked forward to being with them. Sing a few great songs.

OPENING PRAYER

Who would like to say a prayer to start today's time together? Have one or two students pray for the class, for any special needs or for students who are ill or out of town. Pray that each student in the class will be convicted about the need to follow God and his word, rather than individual feelings.

VICTORIES

Take the time to have the students share about the challenges they were given at the end of last week's class. *Did everyone complete their challenge? How did it go? What fears did you face as you met the challenge to put the lesson into practice? How did everyone do with having consistent quiet times? Who would like to share something they learned this week?*

Praise and encourage all the students' efforts, especially noting any area of significant growth. Offer help and suggestions so they can have even more victories in the coming week.

GOOD NEWS FROM THE KINGDOM

MATERIALS USED

For the teacher:

- 1 copy of "Good News from the Kingdom"
- globe or map of the world

INSTRUCTIONS

Now let's take a few minutes to share "Good News from the Kingdom." Be excited as you read about what is happening around the world. Have a globe or map ready, pointing out the location as you share. Remind your students that the kingdom of God is worldwide, and the victories of our brothers and sisters on other continents can inspire us and spur us on.





SCRIPTURE STUDY

MATERIALS USED

For the teacher:

- extra Bibles
- Reproducible Pages:*
- Page B, 1 copy for each student

The passage for today's class is very long. If you attempt to read the entire passage at once, you will lose the interest of the class. Select five volunteers to read, dividing the selection as follows:

Matthew 26:36-38 Jesus prays in Gethsemane

Matthew 26:45-48 Judas betrays him to the Romans

Matthew 26:57-58 Jesus is arrested and put on trial

Matthew 26:69-70 Peter denies Jesus

Matthew 27:11-15 Jesus is tried by Pilate

As each section of the passage is read, explain what is happening and point out the events noted on Reproducible Page A (Ten Difficult Things Jesus Did). The most important point to make is that at any time, Jesus could have stopped what was happening by asking for help from God, who would have sent thousands of angels to help him (see Matthew 26:53).

Give each student a copy of Reproducible Page B (A Brave and Loving Girl). This is a story about a young girl, a little older than your students. It tells how she acted in a situation in which she might have gotten out of some trouble by telling people who her father was. She decided against this so that she could help the people around her. This is what Jesus did. We want to help the preteens learn to imitate Jesus by making the same types of godly decisions in their lives. Use this story to start a discussion:

- *If you had been Sarah, would you have been willing to leave the comforts of your home to go to a more backward country and help the poor?*
- *Once you found yourself in the prison camp, would you have told the captors who your father was in an effort to be released? (Certainly there would have been nothing wrong with Sarah doing that.)*
- *What do you learn from someone who has a heart like Sarah's?*
- *How did she behave in the way that Jesus would?*

ACTIVITY

EASY PASS

The students will understand that they need to be like Jesus and obey God rather than their feelings.

MATERIALS USED

For each student:

- pen or pencil
- 1 index card, 3" x 5"

For the teacher:

- 1 piece of paper for every 4-5 students

INSTRUCTIONS

1. Give each student a blank index card and a pen or pencil.
2. On one side of the card, the students should write "Easy Pass." On the other side of the card, the students should write the following verse:

**Do you think I cannot call on my Father,
and he will at once put at my disposal more
than twelve legions of angels?**

Matthew 26:53

See the example on following page.

3. Tell the students to imagine that they can use this pass to either get out of something they don't want to do, or to remind themselves that Jesus did what God wanted him to do.
4. Divide the class into small groups of four to five students each, and have each group make a list of all the things they would like to use this card for on a piece of paper. Some examples might be to get out of their homework, to get out of chores at home, etc. Have them list specific ideas, chores, obligations, etc.
5. Take some time to have the groups discuss their ideas. Be sure to ask them what Jesus would do in the same situations. Point out that they have a choice to live by their feelings or to imitate Jesus by doing what is right.



front

back

EASY PASS

Do you think I cannot
call on my Father, and
he will at once put at
my disposal more than
twelve legions of angels?
Matthew 26:53

finished cards



SCRIPTURE MEMORY

Going a little farther, he fell with his face to the ground and prayed, "My Father, if it is possible, may this cup be taken from me. Yet not as I will, but as you will."

Matthew 26:39

MATERIALS USED

For each student:

- pen or pencil
- 1 piece of paper

For the teacher:

- index cards, 3" x 5"

Reproducible Pages:

- Page C, 1 copy for each student

PREPARATION

Before class, write the memory verse on index cards, writing one word on each card.

INSTRUCTIONS

1. Have the students try to memorize the verse individually. Give them two or three minutes. They should write the verse down as a part of trying to memorize it.
2. Place the index cards you previously prepared face down on the floor or on a table. Divide the preteens into teams of two or three. Have a competition to see which team can be the fastest at putting the cards face up in the correct order.
3. Give each student a copy of Reproducible Page C.

WEEKLY CHALLENGE AND SNACK TIME

If your students bring a snack, allow them to eat while you explain to them the challenge for the week.

Discuss with your students how they think Jesus was able to do God's will rather than his own. *What types of things may have helped him to do what God wanted?* (great relationship with God, knowing the Scriptures, prayer) Ask the class to identify some times when they might choose to do things their own way rather than God's.

The challenge for this week has two parts, both of which will call the students to deny their feelings and desires. The first part calls them to share their faith with an "intimidating person" and invite that person to church. Explain that this could mean a teacher, coach or community leader. It could also be someone in their class who is very popular.

The second part of the challenge calls for the students to go out of their way to do an act of service for someone in their family or community. Give your students some ideas about what this could mean: mowing the yard or taking out the trash for an elderly neighbor, entertaining a sick brother or sister, giving up their "fun" time to help at home, etc.

CONCLUSION

End the class with a prayer.

WEEKLY CHALLENGE

- Share your faith with an "intimidating" person and invite that person to church.
- Go out of your way to do an act of service for someone at home or in the community.

GETHSEMANE AND TRIAL

LESSON TEXT

Matthew 26:36-27:26

LESSON OBJECTIVES

- The students will cite two instances when Jesus did God's will rather than his own.
- The students will understand that Jesus remained righteous when he was mistreated.
- The students will practice doing God's will with their families and neighbors.

MATERIALS NEEDED

For each student:

- pens or pencils

For the teacher:

- extra Bibles
- index cards, 3" X 5", 1 for every 2-3 students

Reproducible Pages:

- Page D, 1 copy for each student
- Page E, 1 copy for every 3 students

LESSON PLAN

Getting Ready

Faithful Instruction
 Teacher Focus
 Teacher Tips
 Preclass Activity: That's Not Fair!
 Starting Up
 Welcome and Singing
 Opening Prayer and Review
 Great News Sharing

Getting into God's Word

Scripture Study
 Activity: Role Playing

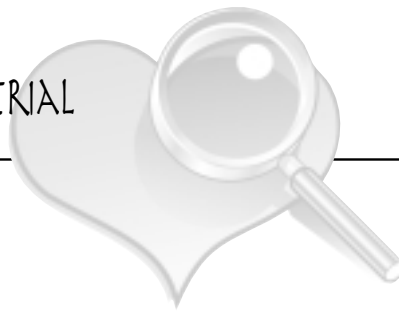
Getting It to Others

Scripture Memory: Matthew 26:39
 Weekly Challenge and Snack Time
 Conclusion

SCRIPTURE MEMORY VERSE

Going a little farther, he fell with his face to the ground and prayed, "My Father, if it is possible, may this cup be taken from me. Yet not as I will, but as you will."

Matthew 26:39



FAITHFUL INSTRUCTION

TEACHER FOCUS

Pray before preparing this lesson. Spend extra time reading and meditating on Matthew 26:36-27:26. Many times we are tempted to think that life is unfair. We have more to do than we can manage. Demands are made on us from our jobs, families, friends and from life in general. On top of that, we need to prepare for this class, and there just isn't time for it.

When we have these feelings, we need to remember that life wasn't fair for Jesus either. His friends slept when he needed their help. A friend betrayed him to death with a kiss. Another friend denied he ever knew him. Men told lies about him to make his death sure. Religious men were the most interested in destroying him. Even his Father had to turn his back on him. All this for a man who never did anything wrong! Life was not fair for Jesus. Yet, his response was to lay down his life for us because of his great love.

This is God's challenge for us. We must lay down our lives for him in every way that we are able. Right now, he is asking us to lay down our lives for the students. We do this by being well prepared, by loving them completely and by getting advice on how to disciple them. Jesus was resolved to do what was right, so he never hesitated. That should be our attitude as we imitate Jesus.

TEACHER TIPS

Most of your students have pressures and commitments in their lives that can be overwhelming at times. They need you to make the class lively and energetic. They need to see that you have willingly and joyfully prepared to give them an excellent lesson. Pray that you will have this attitude; then make it happen!

The role-playing in today's activity will raise the energy level of the class and encourage the students. Consider mixing the discussion in the Scripture Study portion of the class with the role playing in the activity. If you choose to mix the two:

1. Assign the role-playing scenes.
2. After the students have planned and practiced, go over a couple of points from the lesson.
3. Act out a scene or two.
4. Go back and forth until both the Scripture Study material and the activity are finished.

PRECLASS ACTIVITY

THAT'S NOT FAIR!

This activity will give the students a better idea of the things Jesus endured during his trial.

MATERIALS USED

For each student:

- pens or pencils

For the teacher:

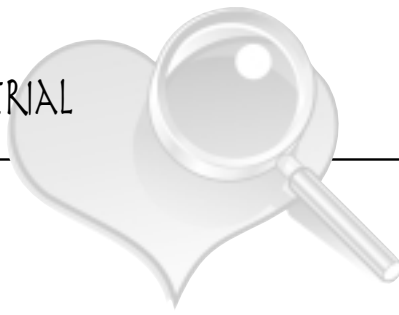
- extra Bibles

Reproducible Pages:

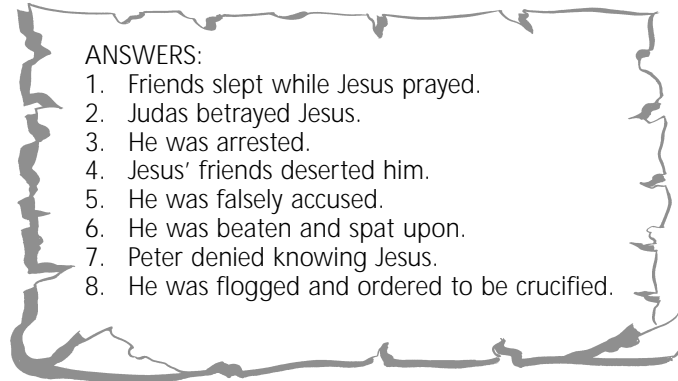
- Page D, 1 copy for each student

INSTRUCTIONS

1. As the students arrive, give each a pen or pencil and a copy of Reproducible Page D (That's Not Fair!). This worksheet has a list of scriptures that describe the unfair things that happened to Jesus in Gethsemane and during his trial.



2. The students should read the scriptures and write down things that were done unfairly to Jesus. They will also have an opportunity to think about some things that have been unfair for them. As they fill in the bottom part of the worksheet, remind the students not to use any names when they write about things that have been unfair for them. You want to avoid any hurt feelings or attitudes.
 3. Go around the class to help them get started, being sure that all the students are filling out the sheet correctly.
- NOTE: The students may say they have already studied this material. Their preclass activity in the Core Lesson did cover basically the same material, but the repetition is intended and offers a little different slant on the happenings.



STARTING UP

WELCOME AND SINGING

Call the students together in a circle. Welcome everyone by name, being sure to recognize anyone who is visiting. Let them know how glad you are to see them, and how much you looked forward to being with them. Sing a few great songs.

OPENING PRAYER AND REVIEW

- Open with one of the students praying for each student to be willing to live according to God's word rather than their own feelings, and to be grateful for the unfair things that Jesus endured for each one of them.
- Have one student recite the memory verse for this lesson: Matthew 26:39.
- Have a student briefly review the previous lesson (Core Lesson).

GREAT NEWS SHARING

Allow several minutes for the students to share great news about their lives. This could be about a family member who became a disciple, someone healed from an illness, someone studying the Bible, great grades, etc. Remind the students to be brief so as many as possible can share.



SCRIPTURE STUDY

During this time, take ten minutes to go over the handout from the Preclass Activity (Reproducible Page D). Make sure each student correctly identified what was unfair for Jesus in each of the scriptures listed. Allow some time for sharing about how they could relate to Jesus' mistreatment. Remind the students that Jesus' response to cruelty and mistreatment was always godly.

THAT'S NOT FAIR!

These scriptures talk about things that happened to Jesus in Gethsemane and during his trial. Read each scripture and write down next to each what was unfair for Jesus. At the bottom, write down some things that have been unfair for you. Remember that when life was unfair for Jesus, he still did what God wanted him to do.

Scripture	What was unfair?
Matthew 26:40-41	_____
Matthew 26:47-49	_____
Matthew 26:50	_____
Matthew 26:56	_____
Matthew 26:59-60	_____
Matthew 26:67-68	_____
Matthew 26:74	_____
Matthew 27:26	_____

• Write down two ways you can relate to what happened to Jesus.

• Write down one or two things that have happened to you that were unfair. Be sure to write down situations only without giving any names.

• Jesus never complained when his life was unfair. How can this help you?

ACTIVITY

ROLE PLAYING

The students will take turns role playing several scenarios which depict unfair situations that they might encounter:

1. You are playing with a younger brother or sister. They get hurt and tell a parent. You get in trouble even though it wasn't your fault.
2. Someone tells your best friend a lie about you. Now your best friend doesn't want to be friends anymore.
3. Another student in your class is caught cheating. Now the teacher is going to punish the whole class.
4. You see that your friend has on some new clothes. You want the same clothes, but your family doesn't have the money to get them for you.
5. Some friends are going to a movie. You can't go because your parents are careful about what they let you watch. You feel left out.

MATERIALS USED

For the teacher:

- extra Bibles
- index cards, 3" X 5", 1 for every 2-3 students

PREPARATION

Write each of the preceding scenarios on an index card.

INSTRUCTIONS

1. Have two or three students act out each of the above situations. Divide the students in a way that allows them to build new relationships.
2. Give each group five minutes to prepare and practice. Make sure that only the students acting out the scenario know what it is. This will make it more interesting for the others when they see it presented.
3. If there are more students in your class, and you run out of situations to role-play, choose some from the preclass ideas that the students wrote down. Remember to avoid using names. This will prevent any hurt feelings that may arise.
4. Give each group about one minute to act out their situations.
5. After each group has finished, take a few minutes to talk about what the class has seen. Also talk about how Jesus would have responded in the same situations.



Jesus in Gethsemane

SCRIPTURE MEMORY

Going a little farther, he fell with his face to the ground and prayed, "My Father, if it is possible, may this cup be taken from me. Yet not as I will, but as you will."

Matthew 26:39

MATERIALS USED

Reproducible Pages:

- Page E, 1 copy for every 3 students

INSTRUCTIONS

1. Divide the class into groups of three, and give each group a copy of Reproducible Page E.
2. Two words on the sheet have been switched, thereby changing the meaning. Ask the students to tell you what is wrong with the verse.
3. The first group to identify the errors can try to recite the verse as a group, from memory.
4. The first group that recites the entire verse correctly is the winner.

WEEKLY CHALLENGE AND SNACK TIME

If your students bring a snack, allow them to eat while you remind them of the challenge for the week.

The students are to share their faith with an "intimidating" person at school or in the community, and invite that person to church. The second part of the challenge is for each student to go out of their way to do an act of service for someone in their family or in the community.

CONCLUSION

End the class with a prayer.

WEEKLY CHALLENGE

- Share your faith with an "intimidating" person and invite that person to church.
- Go out of your way to do an act of service for someone at home or in the community.

TEN DIFFICULT THINGS JESUS DID

1. List three difficult things you have to do in life:

--	--	--

2. The following scriptures tell about the difficult things Jesus did or endured. Look up as many of the passages as you have time to, and circle the three that you think were the most difficult.

His Experience	Scripture
Prayed for hours	Matthew 26:40-44
Betrayed	Matthew 26:21-25; 26:45-48
Arrested	Matthew 26:48-50
Deserted	Matthew 26:56
Put on trial	Matthew 26:57-66; 27:1; 27:11-14
Falsely accused	Matthew 26:59-61
Denied	Matthew 26:69-75
Spit upon	Matthew 27:30
Beaten	Matthew 26:67; 27:26, 30
Crown of thorns	Matthew 27:28-29
Mocked	Matthew 27:28-31

3. When you compare the difficult things that Jesus did or endured in his life, how does it help you not to get so upset about the difficult things that happen in your life?
NOTE: It is important to remember, though, that God cares about any difficult time we are going through—no matter how large or how small.

4. Why do you think Jesus was willing to go through these difficult times in his life?

A BRAVE AND LOVING GIRL

Once there was a girl named Sarah. She had a compassionate heart and wanted to do something to help the poor. Because her father was a very important man in the government, people knew who she was. She had gone with her mother to help serve food for the homeless in a soup kitchen but the press brought so much attention to her that she did not feel it was best to try to do that again.

She talked her parents into letting her go overseas to live with her uncle who ran a mission in a country where there was great political unrest. They were afraid to let her go, but they knew she so much wanted to help people who were less fortunate than she. When they told her good bye for the summer, they told her to be very careful.

After she was in the country for less than two weeks, rebel forces stormed the city and took her captive along with her uncle and others who worked in the mission. They were taken to a prison camp where she encouraged the other prisoners by cleaning their wounds and singing songs she had learned back home in her church.

She thought that if the rebels knew who she was, they might let her go. But, she decided not to tell them because she wanted to keep encouraging the other prisoners.

About three weeks later, the government soldiers found the camp and liberated all the prisoners. Sarah returned safely to her concerned parents. In her heart she held on to memories of being able to give to those who needed her so badly. And she thanked God for the opportunity.

QUESTIONS:

1. If you had been Sarah, would you have been willing to leave the comforts of your home to go to a more backward country and help the poor?
2. Once you found yourself in the prison camp, would you have told the captors who your father was in an effort to be released? (Certainly there would have been nothing wrong with Sarah doing that.)
3. What do you learn from someone who has a heart like Sarah's?
4. How did she behave in a way that Jesus would have?

*NOTE: This story is fictional and was written by Kingdom Kids writers.

SCRIPTURE MEMORY VERSE

Going a little farther, he fell with his face to the ground and prayed, "My Father, if it is possible, may this cup be taken from me. Yet not as I will, but as you will."

MATTHEW 26:39

WEEKLY CHALLENGE

- Share your faith with an "intimidating" person and invite that person to church.
- Go out of your way to do an act of service for someone at home or in the community.

This page intentionally left blank

THAT'S NOT FAIR!

These scriptures talk about things that happened to Jesus in Gethsemane and during his trial.

Read each scripture and write down next to each what was unfair for Jesus.

At the bottom, write down some things that have been unfair for you.

Remember that when life was unfair for Jesus, he still did what God wanted him to do.

Scripture

What was unfair?

Matthew 26:40-41

Matthew 26:47-49

Matthew 26:50

Matthew 26:56

Matthew 26:59-60

Matthew 26:67-68

Matthew 26:74

Matthew 27:26

- Write down two ways you can relate to what happened to Jesus.

- Write down one or two things that have happened to you that were unfair. Be sure to write down situations only without giving any names.

- Jesus never complained when his life was unfair. How can this help you?

SCRIPTURE MIX-UP

Going a little farther, he fell with his face to the ground and prayed, "My Father, if it is possible, may this cup be taken from me. Yet not as you will, but as I will."

Matthew 26:39