

FULFILLED PROPHECIES

LESSON TEXT

2 Peter 1:20-21

LESSON OBJECTIVES

- The students will learn that Jesus' life was prophesied about in the Old Testament, and that all these prophecies were fulfilled in the New Testament.
- The students will grow in their conviction that the Bible is reliable and true.
- The students will share this conviction with two friends.

MATERIALS NEEDED

For each student:

- pen or pencil

For the teacher:

- 1 copy of "Good News from the Kingdom"
- globe or map of the world
- extra Bibles
- 100 index cards, 3" x 5"

Reproducible Pages:

- Page A, 1 copy for each student
- Page B, 1 copy for each student
- Page C, 1 copy for each student

LESSON PLAN

Getting Ready

Faithful Instruction
 Teacher Focus
 Teacher Tips
 Preclass Activity: Matching Game
 Starting Up
 Welcome and Singing
 Opening Prayer
 Victories
 Good News from the Kingdom

Getting into God's Word

Scripture Study
 Activity: Concentration


Getting It to Others

Scripture Memory: Luke 24:44
 Weekly Challenge and Snack Time
 Conclusion

SCRIPTURE MEMORY VERSE

He said to them, "This is what I told you while I was still with you: Everything must be fulfilled that is written about me in the Law of Moses, the Prophets and the Psalms."

Luke 24:44



FAITHFUL INSTRUCTION

TEACHER FOCUS

As you prepare for this class, pray and meditate on 2 Peter 1:20-21. The Old Testament has many prophecies that were fulfilled in the New Testament. This lesson will introduce the class to some of the prophecies concerning Jesus in the Old Testament and to their fulfillment in the New Testament.

Take the time to become familiar with all the prophecies and materials in this lesson. Work out the "Matching Game" (Preclass Activity) for yourself. Take time to read the "How Could This Ever Happen?" handout (Reproducible Page B), and get a sense of the overwhelming evidence about Jesus and the Bible that the fulfilled prophecies provide to us. From this conviction, teach the class with great zeal to help the students begin to form their own convictions about these subjects.

TEACHER TIPS

The basic teaching tool for this class will be the "Matching Game" handout. The matching game may be difficult for some of your students, so you should have the preteens work in groups. Arrange the groups so that the younger or less capable students are together with students who can help them.

The "Matching Game" handout will be used as a basis to create a "Concentration" game to be used later in the lesson. This will serve to give repetitive exposure to the subject of prophecies. The "Concentration" game can also be played in a competitive way, which will increase the preteens' focus and their understanding of the subject.

As in everything you do, adequate preparation for this class is very important.

PRECLASS ACTIVITY

MATCHING GAME

The students will work in groups to match a list of prophecies in the Old Testament to their corresponding fulfillment scriptures in the New Testament.

MATERIALS USED

For each student:

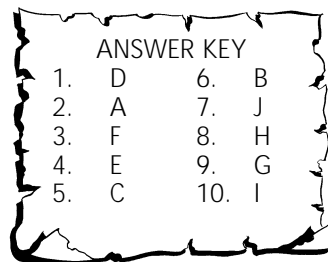
- pen or pencil


Reproducible Pages:

- Page A, 1 copy for each student

INSTRUCTIONS

1. As the students arrive, give each a copy of Reproducible Page A (Matching Game). The directions are provided on the sheet. (See answer key below.)
2. You should divide the class into pairs or small groups to allow the students to help each other complete the handout.





STARTING UP

WELCOME AND SINGING

Call the students together in a circle. Welcome everyone by name, being sure to recognize anyone who is visiting. Let them know how glad you are to see them, and how much you looked forward to being with them. Sing a few great songs.

OPENING PRAYER

Who would like to say a prayer to start today's time together? Let a few students lead the prayer. Encourage the students to mention missing friends, special church activities, illnesses, etc. They should also pray that each student will understand and be convicted by God's great power and by the truth and reliability of his word!

VICTORIES

Take the time to have the students share about the challenges they were given at the end of last week's class. *Did everyone complete their challenge? How did it go? What fears did you face as you met the challenge to put the lesson into practice? How did everyone do with having consistent quiet times? Who would like to share something they learned this week?*

Praise and encourage all the students' efforts, especially noting any area of significant growth. Offer help and suggestions so they can have even more victories in the coming week.

GOOD NEWS FROM THE KINGDOM

MATERIALS USED

For the teacher:

- 1 copy of "Good News from the Kingdom"
- globe or map of the world

INSTRUCTIONS

Now let's take a few minutes to share "Good News from the Kingdom." Be excited as you read about what is happening around the world. Have a globe or map ready, pointing out the location as you share. Remind your students that the kingdom of God is worldwide, and the victories of our brothers and sisters on other continents can inspire us and spur us on.





SCRIPTURE STUDY

MATERIALS USED

For the teacher:

- extra Bibles

INSTRUCTIONS

1. Begin the study by reading and discussing the meaning of 2 Peter 1:20-21.
2. Select a student to read the passage aloud to the class. Be sure that your students understand the following points:
 - The Bible and the Scriptures are one and the same.
 - The Bible came from God.
 - Men (the prophets) did not make up what they wrote. They wrote the Bible by writing what God inspired them to write.
3. After the students show an understanding of the passage by relating it in their own words, take some time to review the "Matching Game" that was completed in the Preclass Activity. Help the students to complete it if they have not.
4. Go through each of the prophecies and explain its fulfillment in the New Testament. Be sure that your students fully understand that every prophecy about Jesus in the Old Testament was fulfilled in the New Testament.
5. Let your students know that they will be using this handout to help them with the next activity.

ACTIVITY

CONCENTRATION

Using the simple game of "Concentration," the students will come to understand that only God's power could have caused the fulfillment of every prophecy given in the Old Testament about Jesus.

MATERIALS USED

For the teacher:

- 100 index cards, 3" x 5"

Reproducible Pages:

- Page B, 1 copy for each student

Prior to the start of the game, give every student a copy of Reproducible Page B (How Could This Ever Happen?). Read the sheet aloud to the students. This is intended to help them understand that it is virtually impossible for all the prophecies concerning Jesus to be fulfilled by chance. The probability of any 8 being fulfilled by any man is 1 in 100 quadrillion (100,000,000,000,000,000.) The conclusion is that God must have been involved in these events in order for them to occur as they did.

The "Concentration" game is included to practically demonstrate how impossible it would be for all the prophecies about Jesus to be fulfilled without God's power. Because of this, we can have a strong faith in God's power and in the reliability of the Scriptures.

CONCENTRATION



PREPARATION

1. Write the scripture reference for each verse listed on Reproducible Page A (Matching Game) on an index card. That will be twenty verses and twenty index cards. Mix up the cards.
2. Create one more set of cards exactly like the first set.
3. Create a third set of "marked" cards (i.e., the cards are noted as to which prophecy and fulfillment make a pair). Mark the blank side of the cards with letters using the Answer Key from the Preclass. For example, the #1 prophecy corresponds to fulfillment scripture D; mark the blank side of each of these with a "D." Mark each pair accordingly. Keep this set of cards hidden until the appropriate time.

INSTRUCTIONS

1. Spread out the first set of cards face down on the floor or on a table.
2. Select one student to help demonstrate the game, which is played in the same fashion as the television game "Concentration." Have the student turn one card over and determine whether the scripture is a prophecy or a fulfillment. (Prophecies will have Old Testament references. Fulfillments will have New Testament references.) Using the handout from the Preclass Activity as a reference, give the student one try to find the card that has the corresponding fulfillment or prophecy. If the student finds the matching card, he or she keeps the cards and takes another turn. If the cards do not match, the student returns the cards to their original position and play moves to the next student.
3. Using the two unmarked decks of cards you have created, let your students play the game in small groups for two or three rounds. Each student should take a turn during each round. Those who are not playing at any given time can cheer their friends on.

4. Now select three or four students to try a different version of the game. Tell the students that the rules have changed. In order to continue in the game, the student must make a match every time he or she turns over two cards. That is, when the student selects a card, the next card selected must be the matching card, or that student is out of the game, and the next student gets a try. Mix up the cards after every student's turn.

NOTE: This part of the game is intended to be impossible. Some students may be lucky enough to find a match on their first try, but most will not get past the first round. This will help to reinforce the next section.

5. After several rounds of this version of the game, take out the set of "marked" cards that you have hidden. Select one student to play the game with this set of cards, being sure that the student knows that the cards are marked to show the matches. The student should get every match immediately, with no errors.
6. You should make this point to the students: *This game was impossible to win without someone setting the game up in a very specific way. In the same way, having any eight of the prophecies about him fulfilled in Jesus' life would have been impossible without God's intervention. Even more amazing is that every one of the sixty-one prophecies about Jesus in the Old Testament was fulfilled in the New Testament. This shows us that God's power is incredible, and that the Bible can be proven reliable from the Old Testament to the New Testament.*

He was despised and rejected by men...and we esteemed him not.
Isaiah 53:3

(front)




(back)

(example)
FIRST TWO SETS

He was despised and rejected by men...and we esteemed him not.
Isaiah 53:3

(front)



(back)

(example)
"MARKED SET"



SCRIPTURE MEMORY

He said to them, "This is what I told you while I was still with you: Everything must be fulfilled that is written about me in the Law of Moses, the Prophets and the Psalms."

Luke 24:44

MATERIALS USED

Reproducible Pages:

- Page C, 1 copy for each student

INSTRUCTIONS

1. Divide the class into teams of four students each.
2. Give each student a copy of Reproducible Page C (Memory Verse).
3. Give the teams several minutes to memorize the scripture.
4. Give recognition to the first team in which every member can recite the verse.

WEEKLY CHALLENGE AND SNACK TIME

If your students bring a snack, allow them to eat while you explain to them the challenge for the week.

Ask the students to share about the things that meant the most to them from the lesson. *What does this lesson show about God's power? What did you learn from the matching game? Has your faith grown because of today's lesson? What convictions are you developing?* Encourage the students in their responses.

This week, the students will share the evidence and convictions they have gained from this lesson with at least two friends from school, and they will invite those friends to church. Have the students write down the names of these friends in the space provided on Reproducible Page C (Memory Verse). They should refer to Reproducible Page A (Matching Game) to help them remember each prophecy and its fulfillment before they share.

CONCLUSION

End the class with a prayer. Tell your students to be sure to keep Reproducible Page A (Matching Game) in their Bibles and to bring it to their next class. They will use the sheet to help them with the activity section of the Supplement Lesson.

WEEKLY CHALLENGE

Share the evidence you have learned in this class with two friends. Explain how your faith and convictions have grown from what you have heard, and invite these friends to come to next week's class with you.

FULFILLED PROPHECIES

LESSON TEXT

2 Peter 1:20-21

LESSON OBJECTIVES

- The students will learn that Jesus' life was prophesied about in the Old Testament, and that all these prophecies were fulfilled in the New Testament.
- The students will grow in their conviction that the Bible is reliable and true.
- The students will share their conviction with two friends.

MATERIALS NEEDED

For each student:

- pen or pencil
- For the teacher:*
- extra Bibles
 - large writing surface
 - markers
 - paper
 - tape
 - stopwatch or clock with a second hand
 - 1 coin
 - 35 index cards, 3" x 5"
 - pen or marker

Reproducible Pages:

- Page A, students are to bring from Core Lesson
- Page D, 1 copy for each student
- Page E, 1 copy for the teacher

LESSON PLAN

Getting Ready

Faithful Instruction
 Teacher Focus
 Teacher Tips
 Preclass Activity: Missing Words
 Starting Up
 Welcome and Singing
 Opening Prayer and Review
 Great News Sharing

Getting into God's Word

Scripture Study
 Activity: Bible Football


Getting It to Others

Scripture Memory: Luke 24:44
 Weekly Challenge and Snack Time
 Conclusion

SCRIPTURE MEMORY VERSE

He said to them, "This is what I told you while I was still with you: Everything must be fulfilled that is written about me in the Law of Moses, the Prophets and the Psalms."

Luke 24:44



FAITHFUL INSTRUCTION

TEACHER FOCUS

Before you prepare this lesson, pray and meditate on 2 Peter 1:20-21. You should obtain a copy of Reproducible Pages A (Matching Game) and B (How Could This Ever Happen?) from the Core Lesson teacher. These two hand-outs will familiarize you with the prophecies your students have studied, and will help you to understand the probability of all the prophecies being fulfilled in Jesus' life. This information should give you an overwhelming sense of the power of God that is evidenced in the Scriptures. Pray that you will share your convictions in this area with great zeal with your students.

TEACHER TIPS

In teaching the Scripture Study section of this lesson, read the scripture with zeal and explain its meaning. Your conviction will inspire the preteens to develop their own deep convictions. Even though the class will be fun, the students must come away knowing that it is based on the Bible, and that the Bible is true and reliable.

The activity in this class is based on American football. If your students are unfamiliar with that sport, you may need to adapt the game to a sport with which they are familiar, such as soccer, basketball or any other team sport.

Remember that if you have had a long day, so have your students. They have been in school and faced their share of the world's pressures already today. The activities in today's class will help them get out of themselves, have fun with each other and learn God's word. The better prepared you are, the more you will all gain from the lesson.

PRECLASS ACTIVITY

MISSING WORDS

Using their Bibles as a guide, the students will fill in the missing words of several prophecies and their fulfillment.

MATERIALS USED

For each student:

- pen or pencil

For the teacher:


- extra Bibles

Reproducible Pages:

- Page D, 1 copy for each student

INSTRUCTIONS

1. As the students arrive, give each a copy of Reproducible Page D (Missing Words) and a pen or pencil. The directions are given on the sheet. (See Answer Key on page 10.)
2. You may divide the class into pairs or small groups to help each student complete the game. Focus on setting each student up for success.



STARTING UP

WELCOME AND SINGING

Call the students together in a circle. Welcome everyone by name, being sure to recognize anyone who is visiting. Let them know how glad you are to see them, and how much you looked forward to being with them. Sing a few great songs.

OPENING PRAYER AND REVIEW

- Open with one of the students praying for each student to be growing in their convictions about God's power and for the courage to be sharing the things they are learning with their friends.
- Have one student recite the memory verse for this lesson: Luke 24:44.
- Have a student briefly review the previous lesson (Core Lesson).

GREAT NEWS SHARING

Allow several minutes for the students to share great news about their lives. This could be about a family member who became a disciple, someone healed from an illness, someone studying the Bible, great grades, etc. Remind the students to be brief so as many as possible can share.

A faint, sketch-like background image of Jesus with long hair and a beard, wearing a robe, is visible behind the text. He is looking slightly to the right with a gentle expression.

He said to them, "This is what I told you while I was still with you: Everything must be fulfilled that is written about me in the Law of Moses, the Prophets and the Psalms."

LUKE 24:44



SCRIPTURE STUDY

MATERIALS USED

For the teacher:

- extra Bibles

Begin by reviewing Reproducible Page D (Missing Words) with the students in the following manner:

- Select twelve students and place them in six pairs. (Adapt this arrangement if you have a smaller class.)
- Give one of each pair the prophecy to read aloud and one the fulfillment to read aloud.
- If space permits, have the "prophecy" people stand on one side of the room and the "fulfillment" people stand on the other side. (This gives the idea of time passing between the prophecy and the fulfillment.)
- Ask the class to listen as the students read.

Be sure that they understand all of the prophecies and their fulfillment.

Take a few minutes to help the students understand the meaning of 2 Peter 1:20-21. Read the scripture aloud and use the following questions to help the class recall the important elements of the last class.

- According to these verses, is anything more important than knowing where the Scriptures came from?
- Did the prophets think of what to say on their own?
- How did these men whose prophecies are written in the Old Testament know just what to say?
- When you see how consistent the Bible is from Old to New Testament, what do you think about God's power?

MISSING WORDS

These Old Testament scriptures prophesy about Jesus, and the New Testament scriptures explain how they came true. Use your Bible to fill in the blanks.

<p>1. Jesus was MOCKED. <i>Psalm 22:8</i> "He trusts in the Lord; let the Lord rescue him. Let him deliver him, since he delights in him." <i>Matthew 27:43</i> He trusts in God. Let God rescue him now if he wants him, for he said, "I am the Son of God."</p> <p>2. Jesus was betrayed for THIRTY PIECES OF SILVER. <i>Zechariah 11:12</i> "I told them, 'If you think it best, give me my pay'; but if not, keep it." So they paid me thirty pieces of silver." <i>Matthew 26:15</i> ...and asked, "What are you willing to give me if I hand him over to you?" So they counted out for him thirty silver coins.</p> <p>3. Jesus ROSE FROM THE DEAD. <i>Psalm 16:10</i> ...because you will not abandon me to the grave, nor will you let your Holy One see decay." <i>Matthew 28:9</i> Suddenly Jesus met them. "Greetings," he said. They came to him, clasped his feet and worshiped him.</p>	<p>4. THEY CAST LOTS. <i>Psalm 22:18</i> They divide my garments among them and cast lots for my clothing." <i>Mark 15:24</i> And they crucified him. Dividing up his clothes, they cast lots to see what each would get.</p> <p>5. Jesus was PIERCED with a sword. <i>Psalm 22:16</i> Dogs have surrounded me; a band of evil men has encircled me, they have pierced my hands and my feet." <i>John 20:27</i> Then he said to Thomas, "Put your finger here; see my hands. Reach out your hand and put it into my side. Stop doubting and believe."</p> <p>6. Many LIES were told about Jesus. <i>Psalm 27:12</i> Do not turn me over to the desire of my foes, for false witnesses rise up against me, breathing out violence." <i>Matthew 26:60a</i> But they did not find any, though many false witnesses came forward.</p>
--	--



ACTIVITY

BIBLE FOOTBALL

The students will participate in a "Bible Football" game to review the prophecies studied in today's lesson and in the previous class.

MATERIALS USED

For the teacher:

- large writing surface
- markers
- paper
- tape
- stopwatch or clock with a second hand
- 1 coin

Reproducible Pages:

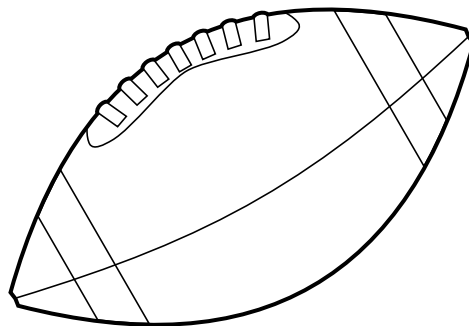
- Page A, students are to bring from Core Lesson
- Page E, 1 copy for the teacher

PREPARATION

1. Get a copy of Reproducible Page E.
2. On the large writing surface, draw a football playing field (or the field of another sport, if you choose).
3. Make a football out of paper, or be ready to draw one on the writing surface.
4. Write out the scoring rules, to be posted for the class to see during the game.

INSTRUCTIONS

1. Divide the class into two teams. Be sure to balance strengths and weaknesses on both teams. Appoint one of your assistants as scorekeeper.
2. Draw or place the football on the 50-yard line with tape.
3. Flip a coin to see which team goes first.
4. Ask the first question from Reproducible Page E (Football Game Questions) to the team that wins the toss. Alternate questions to the teams after that.
5. The scoring rules are as follows:
 - Correct answer in less than 10 seconds—Touchdown (worth 7 points)
 - Correct answer in less than 30 seconds—No gain
 - No answer—5 yard penalty
 - Incorrect answer—10 yard penalty
6. The team with the most points wins.



SCRIPTURE MEMORY

He said to them, "This is what I told you while I was still with you: Everything must be fulfilled that is written about me in the Law of Moses, the Prophets and the Psalms."

Luke 24:44

MATERIALS USED

For the teacher:

- 35 index cards, 3" x 5"
- pen or marker

PREPARATION

Write each word of the memory scripture on a separate index card. There are thirty-five words in the verse.

INSTRUCTIONS

1. Mix up the cards containing the words of the memory scripture and place them face down in a pile on the floor.
2. Have each student pick a card from the pile. Some students will get more than one card.
3. Have the class sit in a circle with each student holding his or her card(s).
4. Have the person holding the card with the first word of the verse stand up, say the word and sit back down. Have the person holding the card with the second word stand and do the same with their word. Continue until the entire verse is recited.
5. Repeat several times to see how fast the students can recite the verse.
6. If time allows, collect the cards, reshuffle, and give each student a different word in the verse.

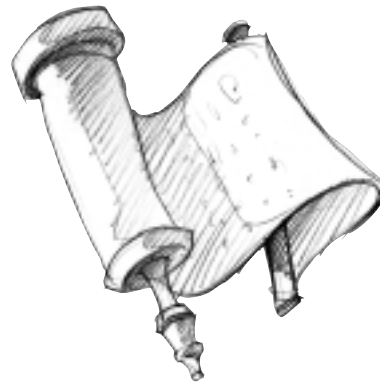
WEEKLY CHALLENGE AND SNACK TIME

If your students bring a snack, allow them to eat while you remind them of the challenge for the week. (The students were to share the things they have learned in class about the prophecies with two friends, and invite those friends to class next week.)

Find out from the students how this class and the last class have helped them to grow in their faith. Congratulate the entire class on the hard work and enthusiasm they have shown.

CONCLUSION

End the class with a prayer.



WEEKLY CHALLENGE

Share the evidence you have learned in this class with two friends.

Explain how your faith and convictions have grown from what you have heard, and invite these friends to come to next week's class with you.

MATCHING GAME

DIRECTIONS: For each prophecy in the left column, write in the letter of the verse in the right column that fulfills it.

PROPHECY

FULFILLMENT

- | | |
|---|--|
| <p><input type="radio"/> 1. Micah 5:2a –
“But you, Bethlehem Ephrathah,
though you are small among the clans of Judah,
out of you will come for me
one who will be ruler over Israel...”</p> | <p><input type="radio"/> A Matthew 1:18b – His mother Mary was pledged to be married to Joseph, but before they came together, she was found to be with child through the Holy Spirit.</p> |
| <p><input type="radio"/> 2. Isaiah 7:14b – The virgin will be with child and will give birth to a son, and will call him Immanuel.</p> | <p><input type="radio"/> B John 1:11 – He came to that which was his own, but his own did not receive him.</p> |
| <p><input type="radio"/> 3. Psalm 41:9 –
Even my close friend, whom I trusted,
he who shared my bread,
has lifted up his heel against me.</p> | <p><input type="radio"/> C John 19:33 – But when they came to Jesus and found he was already dead, they did not break his legs.</p> |
| <p><input type="radio"/> 4. Isaiah 50:6 –
I offered my back to those who beat me,
my cheeks to those who pulled out my beard;
I did not hide my face
from mocking and spitting.</p> | <p><input type="radio"/> D Matthew 2:1 – After Jesus was born in Bethlehem in Judea, during the time of King Herod...</p> |
| <p><input type="radio"/> 5. Psalm 34:20 – ...he protects all his bones,
not one of them will be broken.</p> | <p><input type="radio"/> E Mark 14:65a – Then some began to spit at him; they blindfolded him, struck him with their fists, and said, “Prophesy!”</p> |
| <p><input type="radio"/> 6. Isaiah 53:3 –
He was despised and rejected by men....and we esteemed him not.</p> | <p><input type="radio"/> F Mark 14:10 – Then Judas Iscariot, one of the Twelve, went to the chief priests to betray Jesus to them.</p> |
| <p><input type="radio"/> 7. Isaiah 53:7 –
He was oppressed and afflicted,
yet he did not open his mouth;
he was led like a lamb to the slaughter,
and as a sheep before her shearers is silent,
so he did not open his mouth.</p> | <p><input type="radio"/> G John 20:27 – Then he said to Thomas, “Put your finger here; see my hands. Reach out your hand and put it into my side. Stop doubting and believe.”</p> |
| <p><input type="radio"/> 8. Hosea 11:1 –
When Israel was a child, I loved him,
and out of Egypt I called my son.</p> | <p><input type="radio"/> H Matthew 2:14 – So he got up, took the child and his mother during the night and left for Egypt...</p> |
| <p><input type="radio"/> 9. Psalm 22:16 –
Dogs have surrounded me;
a band of evil men has encircled me,
they have pierced my hands and my feet.</p> | <p><input type="radio"/> I Mark 15:24 – And they crucified him. Dividing up his clothes, they cast lots to see what each would get.</p> |
| <p><input type="radio"/> 10. Psalm 22:18 –
They divide my garments among them
and cast lots for my clothing.</p> | <p><input type="radio"/> J Matthew 26:62-63 – Then the high priest stood up and said to Jesus, “Are you not going to answer?...” But Jesus remained silent.</p> |

HOW COULD THIS EVER HAPPEN?

There are 61 major prophecies from the Old Testament that are fulfilled in the New Testament concerning Jesus Christ.¹ Peter Stoner in his book *Science Speaks* analyzes the probability of these prophecies being fulfilled by chance or coincidence. Using the scientific laws of probability, Professor Stoner demonstrates that the possibility of only 8 of 61 prophecies being fulfilled in Jesus by chance is one in 10^{17} . That is one in 100,000,000,000,000,000.² To understand this, he uses the following illustration:

We take 100,000,000,000,000,000 silver dollars and lay them on the face of Texas. They will cover all of the state two feet deep. Now mark one of these silver dollars and stir the whole mass thoroughly, all over the state. Blindfold a man and tell him that he can travel as far as he wishes, but he must pick up one silver dollar and say that is the right one.³

The probability that the man would pick up the marked silver dollar out of all the others is the same probability that only 8 of the 61 Old Testament prophecies about Jesus could have been fulfilled by chance rather than God working it out.

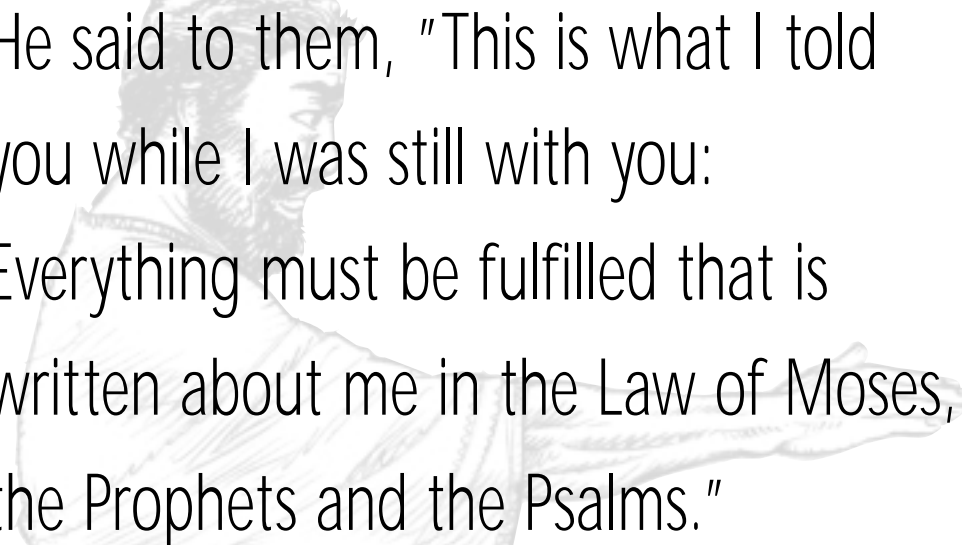
If this is the probability of only 8 of the prophecies being fulfilled in Jesus by chance, can you imagine how unbelievable it would be for all 61 prophecies to happen just by chance? Obviously, the only way all of these prophecies could have been fulfilled is that God made sure that it would happen. This shows that Jesus was not just a man, but he was who he claimed to be: The Son of God. If this is true, then the claim of being raised from the dead is very possible.

¹As listed in *Evidence that Demands a Verdict, Volume 1*, Josh McDowell (San Bernardino, Calif.: HERE'S LIFE PUBLISHERS, INC., 1972, 1992)

²This number is read as 100 quadrillion according to the American System of naming large numbers.

³McDowell, 167.

SCRIPTURE MEMORY VERSE



He said to them, "This is what I told you while I was still with you: Everything must be fulfilled that is written about me in the Law of Moses, the Prophets and the Psalms."

LUKE 24:44

WEEKLY CHALLENGE

Share the evidence you have learned in this class with two friends. Explain how your faith and convictions have grown from what you have heard, and invite these friends to come to next week's class with you.

Two friends I will share with this week:

This page intentionally left blank

MISSING WORDS

These Old Testament scriptures prophesy about Jesus, and the New Testament scriptures explain how they came true. Use your Bible to fill in the blanks.

1. Jesus was MOCKED.

Psalm 22:8

"He _____ in the _____;
let the Lord _____ him.

Let him _____ him,
since he delights in him.

Matthew 27:43

He _____ in _____. Let God
_____ him now if he wants him, for he said, "I
am the _____ of God."

2. Jesus was betrayed for THIRTY PIECES OF SILVER.

Zechariah 11:12

"I told them, 'If you think it best, give me my
_____; but if not, keep it.' So they _____
me _____ pieces of _____."

Matthew 26:15

...and asked, "What are you _____ to give me if
I _____ him over to you?" So they
_____ out for him _____ silver
_____.

3. Jesus ROSE FROM THE DEAD.

Psalm 16:10

...because you will not _____ me to the
_____,
nor will you let your _____ see
_____.

Matthew 28:9

Suddenly _____ met them.
"_____, " he said. They came to him,
clasped his feet and _____ him.

4. THEY CAST LOTS.

Psalm 22:18

They _____ my garments among them
and cast _____ for my _____.

Mark 15:24

And they crucified him. Dividing up his
_____, they _____ lots to see what
each would get.

5. Jesus was PIERCED with a sword.

Psalm 22:16

Dogs have _____ me;
a band of _____ men has encircled me,
they have _____ my hands and my feet.

John 20:27

Then he said to Thomas, "Put your _____
here; see my _____. Reach out your
hand and put it into my side. Stop doubting and
_____."

6. Many LIES were told about Jesus.

Psalm 27:12

Do not turn me over to the desire of my _____,
for _____ witnesses rise up against me,
breathing out violence.

Matthew 26:60a

But they did not _____ any, though
many false _____ came forward.

FOOTBALL GAME QUESTIONS

1. In which book of the Bible is the fulfillment of the prophecy that a virgin would give birth to a son?
 - a. 1 Corinthians
 - b. Hosea
 - c. **Matthew**
2. How was the prophecy that a friend would betray Jesus fulfilled?
 - a. **Judas handed Jesus over to the Pharisees for thirty silver pieces.**
 - b. Peter disowned Jesus three times.
 - c. Adam ate the fruit that Eve gave him.
3. Which book of the Bible prophesies that Jesus would have no broken bones?
 - a. John
 - b. **Psalms**
 - c. Genesis
4. How does Psalm 22 prophesy about Jesus' clothes?
 - a. He would be buried with them.
 - b. They would be taken by the disciples as a remembrance of him.
 - c. **The soldiers would divide them by casting lots.**
5. Is Isaiah 50:6 a prophecy or a fulfillment of the prophecy that Jesus would be beaten?

Prophecy
6. As was prophesied in Hosea 11:1, Jesus and his family escaped from what country?
 - a. Palestine
 - b. Jerusalem
 - c. **Egypt**
7. The prophecy in Psalm 34:20 states that "he protects all his _____, not one of them will be broken."
 - a. **bones**
 - b. legs
 - c. promises
8. Who betrayed Jesus?

Judas Iscariot
9. Who doubted Jesus?

Thomas
10. What did Jesus tell Thomas to do when he doubted?

"Stop doubting and believe."
11. Where was Jesus born?
 - a. **Bethlehem**
 - b. Jerusalem
 - c. Nazareth
12. Who was the King when Jesus was born?
 - a. King Pilate
 - b. King Caesar
 - c. **King Herod**
 - d. King Kong
13. In Isaiah 53:7, Jesus is compared to a _____.
 - a. prince
 - b. cow
 - c. **sheep**
14. In Mark 15:24, the soldiers are casting lots to decide:
 - a. who will crucify Jesus
 - b. who will guard the tomb
 - c. **who will get Jesus' clothes**
15. What is the name of Mary's first child?

Jesus
16. True or False: The New Testament contains prophecies about Jesus?

False
17. What was Judas paid to betray Jesus?

30 pieces of silver
18. In which book will you find the fulfillment of the prophecy that Jesus would be silent when he was accused?
 - a. **Matthew 26**
 - b. Isaiah 59
 - c. Revelation 2
19. Mark 14 says that Jesus was spit at, blindfolded and _____.
 - a. crucified
 - b. **struck with fists**
 - c. accused by the High Priest
20. Who was the disciple who fulfilled the prophecy regarding the piercing of Jesus' hands and feet?
 - a. **Thomas**
 - b. Peter
 - c. The Roman soldier