

# SPIRITUAL RELATIONSHIPS



LESSON 1

## LESSON TEXT

Various scriptures in Matthew and Acts (see Reproducible Page C)

## LESSON OBJECTIVES

- The students will identify some of the ways Peter changed because of his friendship with Jesus.
- The students will identify two ways that a friendship with Jesus can change their character.
- The students will identify and carry out one action that shows how knowing Jesus has changed them.

## MATERIALS NEEDED

*For each student:*

- pen or pencil
- 3" x 5" index card

*For the teacher:*

- 1 copy of "Good News from the Kingdom"
- globe or map of the world
- large poster board
- black marker
- extra Bibles

*Reproducible Pages:*

- Page A, 1 copy for each student
- Page B, 1 copy for each student
- Page C, 1 copy for each student
- Page D, 1 copy for each student

## LESSON PLAN

### *Getting Ready*

- Faithful Instruction
  - Teacher Focus
  - Teacher Tips
- Preclass Activity: Wanted: A Great Friend to Jesus
- Starting Up
  - Welcome and Singing
  - Opening Prayer and Review
  - Victories
  - Good News from the Kingdom

### *Getting into God's Word*

- Story: "Kids Who Care"
- Scripture Study
- Activity: "Before and After" Cards

### *Getting It to Others*

- Scripture Memory: Acts 4:13
- Weekly Challenge and Snack Time
- Conclusion


## SCRIPTURE MEMORY VERSE

When they saw the courage of Peter and John and realized that they were unschooled, ordinary men, they took note that these men had been with Jesus.

Acts 4:13



Preteens



## FAITHFUL INSTRUCTION

## TEACHER FOCUS

The Bible teaches that Jesus is the best friend a person could ever have. But why? What makes Jesus different from any other friend? How can a relationship with Jesus help you in your daily life? In this lesson, you will present the life of the apostle Peter as an illustration of the dramatic impact Jesus can have on an individual. The goal is to help the students define and value the difference a friendship with Jesus can make.

## TEACHER TIPS

Pray before preparing this lesson. Scan the scripture references about Peter listed in Reproducible Page C (“How a Friendship with Jesus Changed Peter” chart), and be sure you are familiar with all of them. Think about the needs of your students, and choose which of the Peter scriptures you will use for your class.

Thank God for three ways your character has changed because of your friendship with Jesus. Be prepared to share about those things during the lesson.

## PRECLASS ACTIVITY

## WANTED: A GREAT FRIEND TO JESUS

To get the students thinking about Peter and Jesus' friendship, the students will write a newspaper advertisement, communicating the qualities needed to be a great friend to Jesus.

## MATERIALS USED

*For each student:*

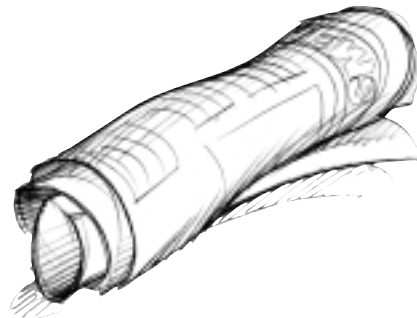
- pen or pencil


*Reproducible Pages:*

- Page A, 1 copy for each student

## INSTRUCTIONS

1. Give each of the students a copy of Reproducible Page A and a pen or pencil when they come to class.
2. Ask them to work by themselves or in pairs to write out the newspaper advertisement for a great friend to Jesus.





## STARTING UP

### WELCOME AND SINGING

Call the students together in a circle. Welcome everyone by name, being sure to recognize anyone who is visiting. Let them know how glad you are to see them, and how much you looked forward to being with them. Sing a few great songs.

### OPENING PRAYER

*Who would like to say a prayer to start today's time together?* Let a few students lead the prayer. Encourage the students to mention missing students, special church activities, illnesses, and to be especially thankful for the privilege it is to have a friendship with Jesus.

### VICTORIES

Take time to have the students share about the challenge they were given at the end of last week's class. *Did everyone complete their challenge? How did it go? What fears did you face as you met the challenge to put the lesson into practice? How did everyone do with having consistent quiet times? Who would like to share something they learned?*

Praise and encourage all the students' efforts, especially noting any area of significant growth. Offer help and suggestions so they can have even more victories in the coming week.

### GOOD NEWS FROM THE KINGDOM

#### MATERIALS USED

*For the teacher:*

- 1 copy of "Good News from the Kingdom"
- globe or map of the world

#### INSTRUCTIONS

*Now let's take a few minutes to share "Good News from the Kingdom."* Be excited as you read about what is happening around the world. Have a globe or map ready, pointing out the location as you share. Remind your students that the kingdom of God is worldwide, and the victories of our brothers and sisters on the other continents can inspire us and spur us on.





STORY

"KIDS WHO CARE"

If you ask people about their opinions of preteens and teenagers, many will say that they are selfish, rude and uncaring. Yet this is an unfair label. In this excerpt from *HOPE for a Hurting World*, your students will see that, because of a friendship with Jesus, many teens are now having an important impact all over the world.

MATERIALS USED

Reproducible Pages:

- Page B, 1 copy for each student

INSTRUCTIONS

1. Distribute copies of Reproducible Page B (the story) to the students.
2. Read the story aloud to the class.
3. *How are the teens mentioned in this story different from a lot of other teens? Why do you think this is so?*
4. *In today's lesson, we will discuss how much an impact a friendship with Jesus can make in someone's life.*



SCRIPTURE STUDY

MATERIALS USED

For each student:

- pen or pencil

For the teacher:

- large poster board
- black marker
- extra Bibles

Reproducible Pages:

- Page C, 1 copy for each student

*Today we are going to look at the amazing ways Peter changed because of his friendship with Jesus. Ask the students to tell you what they already know about Peter. Add any missing background facts to their answers. Be sure they understand that (1) Peter was one of Jesus' closest friends; (2) Peter was a fisherman; (3) Peter was an ordinary person living an ordinary life; and (4) Peter became a strong and important leader in the early church.*

Explain to the students that they will need to decipher clues found in the Bible to determine how Peter changed. Using scriptures from the top half of Reproducible Page C ("How a Friendship with Jesus Changed Peter"), have the students first examine what Peter was like before Jesus changed him. Do not give the students at this point a copy of Reproducible Page C. Simply give them several of the scripture references listed and let the students do the work of discovering what those scriptures tell us about Peter's character. Then go over passages describing Peter after Jesus changed him. Use as many scriptures as time permits, but first use those verses which best address the needs of your group.

INSTRUCTIONS

1. Divide the sheet of poster board into two halves lengthwise by drawing a line down the middle (T chart).
2. Label the left half "PETER BEFORE" and the right half "PETER AFTER."
3. As Peter's characteristics are determined, write each in the appropriate section (BEFORE or AFTER).
4. Be sure the whole class can see the chart.



5. You may:
- (1) **Work as a single group:** Assign each student a verse to look up in the Bible. Paraphrase the scripture story (i.e. set up the action), and then have a student read the key verses aloud. After each passage is read, ask the students what the verse tells about Peter's character. Have a student write the answers on the appropriate half of the poster-board chart.

OR

- (2) **Divide the students into small groups:** Give each group a different pair of scripture references and five minutes to decide what those verses say about Peter. Then take turns having each group report its findings to the class. Write each group's response on the poster-board chart.

When you have finished, take a minute to marvel at the wonderful ways Peter changed because of his friendship with Jesus. Give each student a copy of Reproducible Page C to help them remember how much Peter changed. Ask the students the following questions:

- *What caused Peter to change so much?*
- *Why were these changes so important in Peter's life?*
- *What would have happened to Peter if he had not changed?*
- *How do you think Peter felt about Jesus after he changed?*

## ACTIVITY

### "BEFORE AND AFTER" CARDS

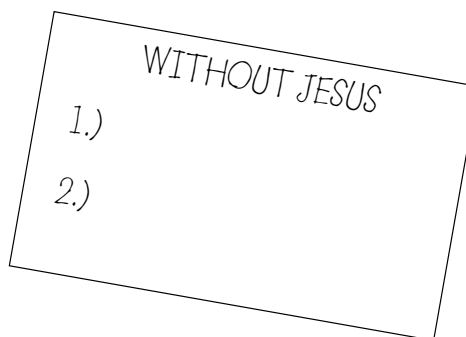
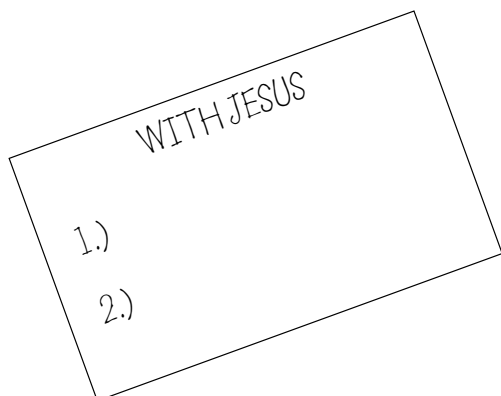
#### MATERIALS USED

*For each student:*

- pen or pencil
- 3" x 5" index card

#### INSTRUCTIONS

1. Give each student an index card and pen or pencil.
2. Instruct the students to write on the front of their cards, "WITH JESUS," and on the back, "WITHOUT JESUS."
3. Using Reproducible Page C for ideas, have each student write down two ways his character is not like Jesus (on the "WITHOUT" side of the card).
4. Then have each student write down two ways Jesus can change his character for the better (on the "WITH" side of the card).
5. Consider the following questions, sharing from your life and allowing the students to share:
  - *In what ways are you like Peter before he changed?*
  - *How has knowing Jesus changed your life?*
  - *Describe a time in your life when you changed in such a way that people noticed the difference. What motivated you to change? How did people react to you?*
  - *Who could help you in changing to become more like Jesus now?*





## SCRIPTURE MEMORY

When they saw the courage of Peter and John and realized that they were unschooled, ordinary men, they were astonished and they took note that these men had been with Jesus.

Acts 4:13

### MATERIALS USED

*Reproducible Pages:*

- Page D, 1 copy for each student

### INSTRUCTIONS

1. Have the students look up Acts 4:13 in their Bibles.
2. Have one student read the scripture aloud.
3. Explain the verse in context: (a) "They" are religious leaders persecuting Peter and John; (b) Peter and John have been arrested for preaching about Jesus; and (c) Peter has just finished boldly sharing his faith with his persecutors.
4. Spend a few minutes discussing what the verse means. (*Peter was uneducated and ordinary, but he had "astonishing" courage because he had "been with Jesus."*)
5. Have one half of the class be "Peter Before" and say in unison the first part of the verse: (When they saw the courage of Peter and John and realized that they were unschooled, ordinary men,...).
6. Have the other half of the class be "Peter After" and say the remainder of the verse: (they were astonished and they took note that these men had been with Jesus.)
7. Have the two groups switch parts and keep practicing until everyone knows the whole verse.
8. Distribute a copy of Reproducible Page D (Memory Verse) to each student.

## WEEKLY CHALLENGE AND SNACK TIME

If your students bring a snack, allow them to eat while you explain to them the challenge for the week.

Help each student decide a specific way to show their families how Jesus is changing them. Some suggestions are as follows:

- read a storybook to a younger sibling during the week
- make a simple meal for the family
- do an unpopular chore without being asked
- give each family member a hug and a compliment
- go a whole day without complaining or arguing

The students should carry out their actions before the next class.

## CONCLUSION

End the class with a prayer.

## WEEKLY CHALLENGE

Commit to a certain action to show your family how much Jesus is changing you. Then do it!

# SPIRITUAL RELATIONSHIPS

## LESSON TEXT

John 12:1-8; Galatians 5:22-23

## LESSON OBJECTIVES

- The students will identify some of the ways Peter changed because of his friendship with Jesus.
- The students will identify two ways that a friendship with Jesus can change their character.
- The students will identify and carry out one action that shows how knowing Jesus has changed them.

## MATERIALS NEEDED:

*For each student:*

- 1 sheet of construction paper
- scissors
- glue stick

*For the teacher:*

- magazines
- markers
- can of spray air freshener
- small, clear plastic bag filled with pennies
- sheet of 8½" X 11" unlined paper
- scissors
- extra Bibles

## LESSON PLAN

### *Getting Ready*

Faithful Instruction  
 Teacher Focus  
 Teacher Tips  
 Preclass Activity: "Gifts of God" Collage  
 Starting Up  
 Welcome and Singing  
 Opening Prayer and Review  
 Great News Sharing

### *Getting into God's Word*

Scripture Study  
 Activity: "Fruit of the Spirit" Pantomime

### *Getting It to Others*

Scripture Memory: Acts 4:13  
 Weekly Challenge and Snack Time  
 Conclusion

## SCRIPTURE MEMORY VERSE

When they saw the courage of Peter and John and realized that they were unschooled, ordinary men, they were astonished and they took note that these men had been with Jesus.

Acts 4:13



## FAITHFUL INSTRUCTION

### TEACHER FOCUS

The Bible teaches that Jesus is the best friend a person could ever have. But why? What makes Jesus different from any other friend? How can a relationship with Jesus help you in your daily life? The focus of this lesson is to make the students more aware of why they should be grateful that Jesus is their friend.

### TEACHER TIPS

Pray before preparing this lesson. This week, study John 12:1-8 during your times with God. List ten reasons why you are thankful for your friendship with Jesus.

## PRECLASS ACTIVITY

### "GIFTS OF GOD" COLLAGE

#### MATERIALS USED

*For each student:*

- 1 sheet of construction paper
- scissors
- glue stick

*For the teacher:*


- magazines
- markers

#### INSTRUCTIONS

1. As students arrive, give each one a piece of construction paper, and direct them to an area of the room where you have laid out markers, scissors, glue sticks and a stack of magazines.
2. Instruct the students to write "Gifts of God" at the top of their papers.
3. Using the magazines, have the students find and cut out pictures of things that God gives us for which they are grateful (e.g. flowers, fruit, sunshine, pets, families, etc.)
4. Instruct the students to glue the pictures onto the construction paper in a collage fashion.







## STARTING UP

## WELCOME AND SINGING

Call the students together in a circle. Welcome everyone by name, being sure to recognize anyone who is visiting. Let them know how glad you are to see them, and how much you looked forward to being with them. Sing a few great songs.

## OPENING PRAYER AND REVIEW

- Open with one of the students praying about how Jesus wants to be our friend and wants to change us to be more and more like him.
- Have one student recite the memory verse for this lesson: Acts 4:13.
- Have a student briefly review the previous lesson (Core Lesson).

## GREAT NEWS SHARING

Allow several minutes for the students to share great news about their lives. This could be about a family member who became a disciple, someone healed from an illness, someone studying the Bible, great grades, etc. Remind the students to be brief so that as many as possible can share.





## SCRIPTURE STUDY

### MATERIALS USED

*For the teacher:*

- can of spray air freshener
- small, clear plastic bag filled with pennies

*Today we are going to look at the attitudes that two different people had toward Jesus. As we read the story, see if you can figure out what is really going on in the hearts of these people.*

Have the students open their Bibles to John 12:1-8. Select a volunteer (with a strong voice) to stand in front of the class and read the verses while the teacher performs the following actions:

- v.1 squat down and stand back up with arms outstretched
- v.2 rub your stomach with your hand and say "Yum, yum!"
- v.3 spray a can of air freshener several times around the room
- vv.4-5 put one hand on your hip and look indignant
- v.6 shake the plastic bag of pennies and smile greedily
- vv.7-8 stretch your arms out in front of you, palms up

Lead a group discussion of the story, using the following questions:

- *Why did Mary spend so much money on a gift for Jesus?*
- *What do you think Mary was feeling when she was wiping Jesus' feet with her hair?*
- *Why was Judas upset with what Mary did?*
- *Have you ever felt like Judas when it was time to go to church or serve someone?*
- *How did Jesus feel about what Mary had done?*
- *How did Jesus feel about Judas' attitude?*
- *What are some ways we can show Jesus we appreciate his friendship?*
- *In what ways can you be a friend to kids at school to help them come to know Jesus?*





ACTIVITY

"FRUIT OF THE SPIRIT" PANTOMIME

MATERIALS USED

For the teacher:

- sheet of 8½" X 11" unlined paper
- scissors
- extra Bibles

PREPARATION

1. Draw lines on the sheet of paper, dividing it into nine equal-sized boxes. (See illustration below.)
2. In each box write one of the fruits of the Spirit.
3. Cut out each box.

INSTRUCTIONS

1. Tell the students: *Mary gave Jesus a special gift because she was grateful for the ways he had changed her life. Let's look at some of the ways he can change us too.*
2. Have the students look up Galatians 5:22-23 in their Bibles.
3. Select a volunteer to read the passage.
4. Explain that the qualities listed are spiritual gifts that Jesus gives us. He helps us develop these qualities in our lives.

5. Divide the students into nine pairs or groups.
6. Give each group one of the papers with a Fruit of the Spirit listed on it. (If you do not have enough students to form nine groups, make as many pairs or groups as you can, and give some groups more than one fruit.) Tell them not to let the other groups know what their fruit is.
7. Allow the students five minutes to get with their groups and create a way to mime an action representing their fruit. (e.g. To show self-control, one student could make faces at another student and pretend to punch him. The other student would look angry and start to hit back, then stop and walk away.)
8. Have each group perform its Fruit of the Spirit pantomime in front of the class.
9. The students not performing should keep their Bibles open to Galatians 5:22-23 and try to guess which fruit is being represented.

Love	Joy	Peace
Patience	Kindness	Goodness
Faithfulness	Gentleness	Self-Control



### SCRIPTURE MEMORY

When they saw the courage of Peter and John and realized that they were unschooled, ordinary men, they were astonished and they took note that these men had been with Jesus.

Acts 4:13

#### INSTRUCTIONS

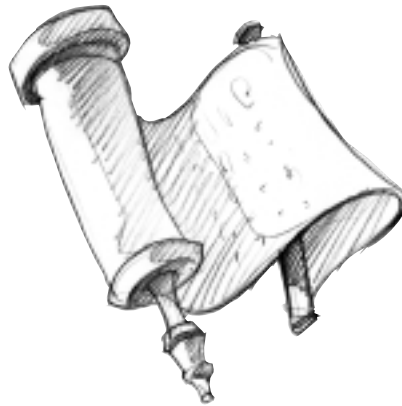
1. Review the scripture memory verse that was given during the last class.
2. Practice the verse together as a group, encouraging the students to have the verse completely memorized by the next class.

### WEEKLY CHALLENGE AND SNACK TIME

If your students bring a snack, allow them to eat while you remind them of the challenge for the week. (The students were challenged to show their families how Jesus has changed them by serving their families in some special way.)

### CONCLUSION

End the class with a prayer.



### WEEKLY CHALLENGE

Commit to a certain action to show your family how much Jesus is changing you. Then do it!

WANTED: A GREAT FRIEND TO JESUS

Before you write anything, read John 15:13-15.  
Then write an ad that could appear in the newspaper.

**Wanted: A Great Friend  
to Jesus**

Need a Great Friend?  
Want a Great Friend?

**Then be a great friend to the  
best friend in the world!**

A friend to Jesus should be \_\_\_\_\_

\_\_\_\_\_

A friend to Jesus should like \_\_\_\_\_

\_\_\_\_\_

A friend to Jesus should want to \_\_\_\_\_

\_\_\_\_\_

## KIDS WHO CARE

Eddie & Roxanne Armes

What is the HOPE Youth Corps? What is its purpose? To see another country? To help the poor? To build relationships with other teens and campus students in the kingdom? To learn to be focused on others and be grateful? Answer: All of the above! We have been so grateful to be a part of this exciting program designed for teenagers and campus students to experience a totally different side of life: to experience new countries, cultures, food, people and, most of all, to see, smell, sense and feel firsthand the needs of the poor and needy; to come face to face with people in third-world countries and to learn to meet their needs.

### ABIDJAN, IVORY COAST

The youths worked in two slum areas, providing clothes, shoes and toys to the children in Abidjan. They also worked at a hospital bathing AIDS patients. One man whom the volunteers helped to bathe was so touched by the kindness that he could not stop crying. This man had been bedridden in a hospital and had bedsores all over his body. It was extremely painful to be bathed. The teens felt bad and thought he was crying because of the pain. He later explained that he was so moved that someone would care enough to touch him. He had not been bathed for four months. Not even his own daughter was willing to come and help him.

### BUCHAREST, ROMANIA

Casa de Copii Nr, 4, one of many orphanages in Bucharest, received a face-lift from the Youth Corps. The walls surrounding the building's play area were very drab. When the youths finished painting, the area was bright and beautiful! Inside they painted and wallpapered several areas including an indoor playroom. More importantly, the teens provided much-needed love to each child in the orphanage. The climax of the project was a huge carnival at the orphanage including "Christmas in July"! The orphans had a great time and each received a brightly wrapped gift that had been provided by members of the Boston Church of Christ who have "adopted" a special child. The teens also spent a day preparing meals, which they bagged and took throughout the city to feed the street children. Each teen had brought a bag of clothes, which were sorted and given to these children in the streets. One little girl, with head shaved, smiled and danced when her tattered T-shirt was replaced by a beautiful dress. Everyone, children and adults, experienced the joy of abundant love.

Excerpted from *HOPE for a Hurting World*, edited by Thomas and Sheila Jones (Woburn, Mass.: Discipleship Publications International, 1997), 113-115.

HOW A FRIENDSHIP WITH JESUS CHANGED PETER

TIME PERIOD	KEY SCRIPTURE	VERSES	CHARACTER OF PETER
PETER BEFORE JESUS	John 18:1-11	10-11	impulsive, controlled by his emotions, used violence to solve a problem
	Matthew 16:21-24	21-24	not wanting to suffer or deny self
	Matthew 26:31-35	33-35	prideful
	Matthew 26:36-46	40, 43, 45	not sacrificial, sleeping instead of praying & supporting his friend Jesus
	Matthew 26:47-56 and 69-75	56, 69-75	giving in to peer pressure, lying, cursing, disloyal to a friend
	Matthew 19:27	27	self-seeking
	Matthew 15:15-16	15-16	didn't understand the Bible & God's will, not spiritually minded
PETER AFTER JESUS	Matthew 14:22-33	28-31	believed in God but had wavering faith, inconsistent
	Acts 2:5-41	5, 14, 22-24, 40-41	confident public speaker, made a big impact on others
	Acts 3:1-10	1, 6	devoted to prayer, helped others in need
	Acts 3:11-16	11-12, 16	humble, gave glory to God
	Acts 4:5-20	18-20	boldness, stood up to peer pressure
	Acts 4:23 (also Acts 12:12)	23	best friends were disciples
	Acts 5:27-42	27-29; 42	firm in his faith, even when threatened
Acts 10:27-29	27-29	obeyed God even when he didn't understand & didn't want to obey	

## SCRIPTURE MEMORY VERSE

When they saw the courage of Peter and John and realized that they were unschooled, ordinary men, they were astonished and they took note that these men had been with Jesus.

ACTS 4:13

## WEEKLY CHALLENGE

Commit to a certain action to show your family how much Jesus is changing you. Then do it!