

LIVING WISELY

LESSON TEXT

Proverbs 3:13-18, 15:5, 18:2, 19:20

LESSON OBJECTIVES

- Using the Proverbs, the students will identify wisdom as spiritual wealth.
- The students will identify wise and foolish advice.
- The students will construct a list of their "wise" advisors.

MATERIALS NEEDED

For each student:

- red pen
- blue or black pen
- 7 sheets white paper
- 6 sheets ruled paper
- 2 pieces construction paper

For the teacher:

- extra Bibles
- 3 large white poster boards
- 1 copy of "Good News from the Kingdom"
- globe or map of the world
- dictionary
- yarn
- hole punch
- stickers
- markers
- scissors
- tape
- 2 pieces construction paper, different colors

Reproducible Pages:

- Page A, 1 copy for each student
- Page B, 1 copy for the teacher
- Page C, 1 copy for each student

LESSON PLAN

Getting Ready

Faithful Instruction
 Teacher Focus
 Teacher Tips
 Preclass Activity: Worldly Wealth and Spiritual Wealth

Starting Up
 Welcome and Singing
 Opening Prayer
 Victories
 Good News from the Kingdom

Getting into God's Word

Story: The Reality of Foolish Decisions
 Scripture Study
 Activity: Spiritual Advisor Journal


Getting It to Others

Scripture Memory: Proverbs 19:20
 Weekly Challenge and Snack Time
 Conclusion

SCRIPTURE MEMORY VERSE

Listen to advice and accept instruction,
 and in the end you will be wise.

Proverbs 19:20



FAITHFUL INSTRUCTION

TEACHER FOCUS

Pray before preparing this lesson. Read and meditate on the following scriptures: Proverbs 3:13-18, 15:5, 18:2, 19:20. Think of both a foolish decision and a wise decision you made this week. What did you do differently when you made the decisions? What were the differences in the results or consequences?

TEACHER TIPS

Wisdom begins with the fear of God. Be sure you talk about wisdom and foolishness in reference to God and his desire to have a relationship with us. You want the preteens to understand that true wisdom can only come from God himself. In addition, be sure your teaching and speech are full of wisdom, and that you are a great example in seeking advice.

PRECLASS ACTIVITY

WORLDLY WEALTH AND SPIRITUAL WEALTH

MATERIALS USED

For each student:

- red pen
- blue or black pen
- 1 sheet of white paper

For the teacher:


- extra Bibles
- 1 large white poster board

PREPARATION

List the following scripture references on a piece of poster board: Proverbs 3:13-18, 15:5, 18:2, 19:20

INSTRUCTIONS

1. As the students arrive, give them each a piece of paper, a red pen and a blue or black pen.
2. Students should list elements from the passages you have listed that refer to worldly wealth and spiritual wealth.
3. Students should decide what the opposite of these elements might be, and write them in red ink on their paper. For example, in Proverbs 3:17 it says that the ways of wisdom are pleasant. The opposite would be ways that are unhappy, angry or uncomfortable.



STARTING UP

WELCOME AND SINGING

Call the students together in a circle. Welcome everyone by name, being sure to recognize anyone who is visiting. Let them know how glad you are to see them, and how much you looked forward to being with them. Sing a few great songs.

OPENING PRAYER

Who would like to say a prayer to start today's time together? Let a few students lead the prayer. Encourage the students to mention missing students, special church activities, illnesses, someone they can share Jesus with and to be especially thankful for the chance to be together.

VICTORIES

Take the time to have the students share about the challenges they were given at the end of last week's class. *Did everyone complete their challenge? How did it go? What fears did you face as you met the challenge to put the lesson into practice? How did everyone do with having consistent quiet times? Who would like to share something they learned?*

Praise and encourage all the students' efforts, especially noting any area of significant growth. Offer help and suggestions so they can have even more victories in the coming week.

GOOD NEWS FROM THE KINGDOM

MATERIALS USED

For the teacher:

- 1 copy of "Good News from the Kingdom"
- globe or map of the world

INSTRUCTIONS

Now let's take a few minutes to share "Good News from the Kingdom." Be excited as you read about what is happening around the world. Have a globe or map ready, pointing out the location as you share.





GETTING INTO GOD'S WORD

STORY

THE REALITY OF FOOLISH DECISIONS

In this story, we are reminded how wise decisions can make a huge difference in our lives. Jesus' parable of the prodigal son teaches us that it is foolish to rebel against God. Explain to the students that the young man was impatient. An inheritance is supposed to come after someone dies. He didn't want to wait that long; he wanted it NOW!

MATERIALS USED

For the teacher:

- extra Bibles
- dictionary

Reproducible Pages:

- Page A, 1 copy for each student

INSTRUCTIONS

1. Distribute copies of Reproducible Page A (the story) to the students.
2. Read the story to the students.
3. Have an open discussion on how much we hate making bad decisions.

SCRIPTURE STUDY

Today we will be talking about the advantages of wisdom and the disadvantages of foolishness. Ask the students to define wisdom, and then have someone look it up in the dictionary. Do the same for foolishness.

Read the following passages aloud, and have the students follow silently.

- **Proverbs 3:13-18** Pause and have the students share the benefits of wisdom from the list that they did for the preclass activity for this verse. Draw the students' attention to verse 13, which says they must find wisdom. They can't expect to just be born with it, but they will have to seek it. They also must gain understanding, i.e. they must do something to find it. God does not just tell us to do something and then leave us wondering how; he gives us help in other passages as we will see. Nothing we desire in life will compare to what we find when we seek wisdom and understanding.
- **Proverbs 19:20** In this passage, God tells us how to get wisdom. Have the students go back to their preclass activity and share what they put on their list.
- **Proverbs 18:2** God makes it clear to us what it is like when we reject understanding. Again, go back to their preclass activity and review their list.
- **Proverbs 15:5** Have a student read the definition of "prudence" and then have a different student read the definition of "spurn." Ask several students to share from preclass activity list for this verse.

Ask the following questions of the group:

(Encourage students to look at the passages before answering.)

- *What are some ways to find wisdom and understanding?*
- *What are some things you desire in your life?*
- *When the riches of this world seem so exciting, why would we seek after spiritual wealth?*
- *What makes it hard to seek advice?*
- *In what ways can we be foolish?*
- *Have there ever been times that you were disciplined and later were grateful? When?*



ACTIVITY

SPIRITUAL ADVISOR JOURNAL

MATERIALS

For each student:

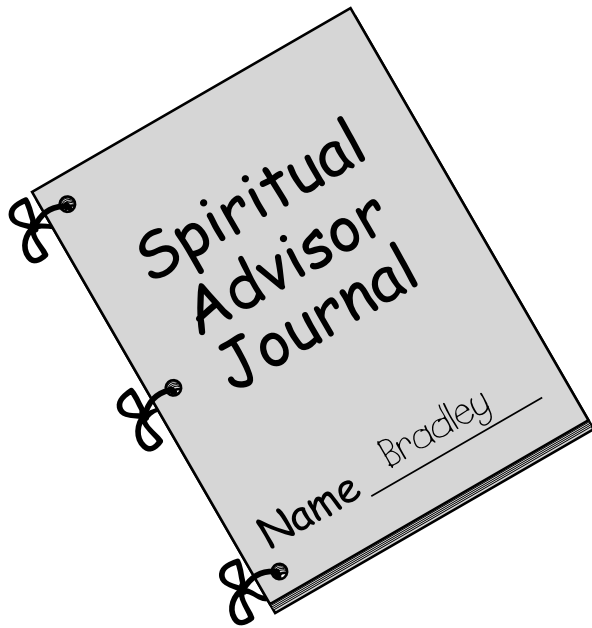
- 6 sheets white paper
- 6 sheets ruled paper
- 2 pieces construction paper
- blue or black pen

For the teacher:

- yarn
- hole punch
- stickers
- markers

INSTRUCTIONS

1. The students should place one white sheet of paper on top of a ruled sheet of paper. Repeat this process with the remaining white and ruled sheets.
2. Place all of the papers in between two pieces of construction paper.
3. Punch holes through the journal and tie together with yarn.
4. Have markers and stickers available to decorate the outside.
5. Instruct the students to draw a picture of a "spiritual advisor" in their life on the first white page of their journal. Write that person's name and their phone number at the top of the page. On the next page, (ruled paper) have them write a question they would like to ask this person.
6. The students should repeat this for as many "spiritual advisors" as they would like.
7. Let the students know that they will use this journal to help them with this week's challenge.





SCRIPTURE MEMORY

Listen to advice and accept instruction,
and in the end you will be wise.

Proverbs 19:20

MATERIALS

For the teacher:

- marker
- scissors
- tape
- 2 large white poster boards
- 2 pieces construction paper, different colors

Reproducible Pages:

- Page B, 1 copy for the teacher
- Page C, 1 copy for each student

PREPARATION

1. Draw the picture from Reproducible Page B onto two different poster boards.
2. Your class will be divided into two teams, with a poster board for each.
3. From construction paper, cut two outlines of a person, approximate 6 inches in height.

INSTRUCTIONS

1. Divide the group into two teams.
2. Draw lines up one side of the mountain on Team A's poster board, one line for each member of that team. (See Reproducible Page B for diagram.) Do the same for Team B's mountain.
3. Put tape on the back of each construction paper figure and secure one to the bottom of each mountain.
4. Put the posters on the wall. Read the memory verse out loud with the students. Have a teacher stand next to each poster.
5. Have each team line up opposite their mountain.
6. On your signal, the first player on each team runs to the poster and recites the verse to the teacher standing there. If a player is unsuccessful at remembering a word, he or she must get a teammate to replace him or her and then move to the back of the line.

7. The replacing student tries to complete the scripture successfully where the other student left off. When a player is able to say or to complete the memory verse, the teacher moves the figure up the mountain to the next line for that person's team.
8. Continue until all players have had at least one turn and beyond. The team that reaches the top and "Wisdom" is the winner.
9. Give each student a copy of Reproducible Page C (scripture memory verse). Encourage the students to use the page to practice their memory verse throughout the week.

WEEKLY CHALLENGE AND SNACK TIME

If your students bring a snack, allow them to eat it while you explain to them the challenge for the week.

While the students are eating, ask them to share about a time they sought spiritual advice and how God blessed it. Share with them from your own life some situations in which you got advice. Explain how seeking and taking advice helped things work out for the best, or at least how it gave you peace in knowing that God was in control.

Challenge the students to seek advice from one of their "spiritual advisors" and to put the advice into their journal. Have them bring their journals next week, so they can share at least one bit of advice that they got during the week. Also have them share with a friend at school about the advice they received.

CONCLUSION

End the class with a prayer.

WEEKLY CHALLENGE

Get advice from one of your "spiritual advisors" and then write the advice in your journal. Bring your journal with you next week, so you can share some advice you got. Share with a friend at school about the advice you received.

LIVING WISELY

LESSON TEXT

Proverbs 3:13-18, 15:5, 18:2, 19:20

LESSON OBJECTIVES

- Using the Proverbs, the students will identify wisdom as spiritual wealth.
- The students will identify wise and foolish advice.
- The students will construct a list of their "wise" advisors.

MATERIALS NEEDED

For each student:

- pen or pencil
- 1 index card (3" x 5")

For the teacher:

- several concordances
- extra Bibles
- 1 white poster board
- wide-lined marker
- 10 index cards (3" x 5")
- glue stick

Reproducible Pages:

- Page D, 1 copy for the teacher

LESSON PLAN

Getting Ready

- Faithful Instruction
 - Teacher Focus
 - Teacher Tips
- Preclass Activity: Benefits of Wisdom and Consequences of Foolishness
- Starting Up
 - Welcome and Singing
 - Opening Prayer
 - Great News Sharing

Getting into God's Word

- Scripture Study
- Activity: "Wise or Foolish?" Skit


Getting It to Others

- Scripture Memory: Proverbs 19:20
- Weekly Challenge and Snack Time
- Conclusion

SCRIPTURE MEMORY VERSE

Listen to advice and accept instruction,
and in the end you will be wise.

Proverbs 19:20



FAITHFUL INSTRUCTION

TEACHER FOCUS

Pray before preparing this lesson. Read and meditate on the following scriptures: Proverbs 3:13-18, 15:5, 18:2, 19:20. Think of both a foolish and a wise decision you made this week. What did you do differently when you made the decisions? What were the differences in the results or consequences?

TEACHER TIPS

Wisdom begins with the fear of God. Be sure you talk about wisdom and foolishness in reference to God and his desire to have a relationship with us. You want the preteens to understand that true wisdom can only come from God himself. In addition, be sure your teaching and speech are full of wisdom, and that you are a great example in seeking advice.

PRECLASS ACTIVITY

BENEFITS OF WISDOM AND CONSEQUENCES OF FOOLISHNESS

PREPARATION

Write either "Benefits of Being Wise" or "Consequences of Being Foolish" on an equal number of index cards. You should create enough to give each student one card.

MATERIALS

For each student:


- pen or pencil
- 1 index card (3" x 5")

For the teacher:

- several concordances
- extra Bibles

INSTRUCTIONS

1. As the students enter class, hand each one a prepared index card.
2. Have the students share the concordances to look up both "wise" and "foolish" references from the book of Proverbs, and then list on their individual card the benefits or consequences they find in different verses. Make certain the students note the scripture reference(s) on the card.



STARTING UP

WELCOME AND SINGING


Call the students together in a circle. Welcome everyone by name, being sure to recognize anyone who is visiting. Let them know how glad you are to see them, and how much you looked forward to being with them. Sing a few great songs.

OPENING PRAYER

- Open with one of the students praying for one to two minutes about getting wisdom from God and from his word.
- Have one student recite the memory verse for this lesson: Proverbs 19:20.
- Have a student briefly review the previous lesson (Core Lesson).

GREAT NEWS SHARING

Allow several minutes for the students to share great news about their lives. This could be about a family member who became a disciple, someone healed from an illness, someone studying the Bible, great grades, etc. Remind the students to be brief so as many as possible can share.





SCRIPTURE STUDY

MATERIALS

For the teacher:

- 1 white poster board
- wide-lined marker

Ask the students to share from their cards the verses they found and the benefits of being wise and the consequences of being foolish. Write their ideas in the proper column on a poster board for the whole class to see. Have each student share one idea which they discovered that they can apply to their own life.



ACTIVITY

"WISE OR FOOLISH?" SKIT

MATERIALS

For the teacher:

- 10 index cards (3" x 5")
- glue stick

Reproducible Pages:

- Page D, 1 copy for the teacher

PREPARATION

Cut out the ten situations listed on your copy of Reproducible Page D, and glue each situation onto an index card.

INSTRUCTIONS

1. Divide the students into groups of two or three (depending on the size of your class).
2. Have one member from each group choose a situation card. Students should not show their card to anyone except their teammate(s). (Be sure that cards are handed in such a way that both the "wise" and "foolish" versions of each situation are handed out.)
3. Tell the groups that they have ten minutes to decide how they will act out the situation presented on their card and to practice several times.
4. Call on each group to present a skit without showing anyone their card.
5. Discussion: After both the wise and foolish skits for a situation have been presented, ask students how they would feel after making the wise choice and the foolish choice. What things do they remember that would help them to make the wiser choices in the future?



GETTING INTO GOD'S WORD

(SUPPLEMENT)



Listen to advice and accept instruction,
and in the end you will be wise.

Proverbs 19:20

SCRIPTURE MEMORY

Listen to advice and accept instruction,
and in the end you will be wise.

Proverbs 19:20

Review the scripture memory verse that was given during the last class. Practice the verse together with the class, encouraging the students to have the verse completely memorized by the next class.

INSTRUCTIONS

1. Begin by whispering the memory verse to the first student.
2. Each student in turn whispers it to the next student in line until all have heard.
3. The last student to hear the verse will say exactly what they heard out loud. If he or she quotes the memory verse correctly, the game is over. If not, the game continues.
4. Rearrange the students and continue the game until the memory verse is passed correctly from one student to the next all the way through the line.

WEEKLY CHALLENGE AND SNACK TIME

If your students bring a snack, allow them to eat it while you remind them of the challenge for the week. The students were asked to get some advice on a particular area of their life from one of their "spiritual advisors." They were to write the advice they were given in the journal that they made in the last class. They should bring these journals to the next class and share them during the "Victories" time. They were also asked to share with a friend at school the advice they were given.

CONCLUSION


End the class with a prayer. Remind the students to bring their journal to the next class!

WEEKLY CHALLENGE

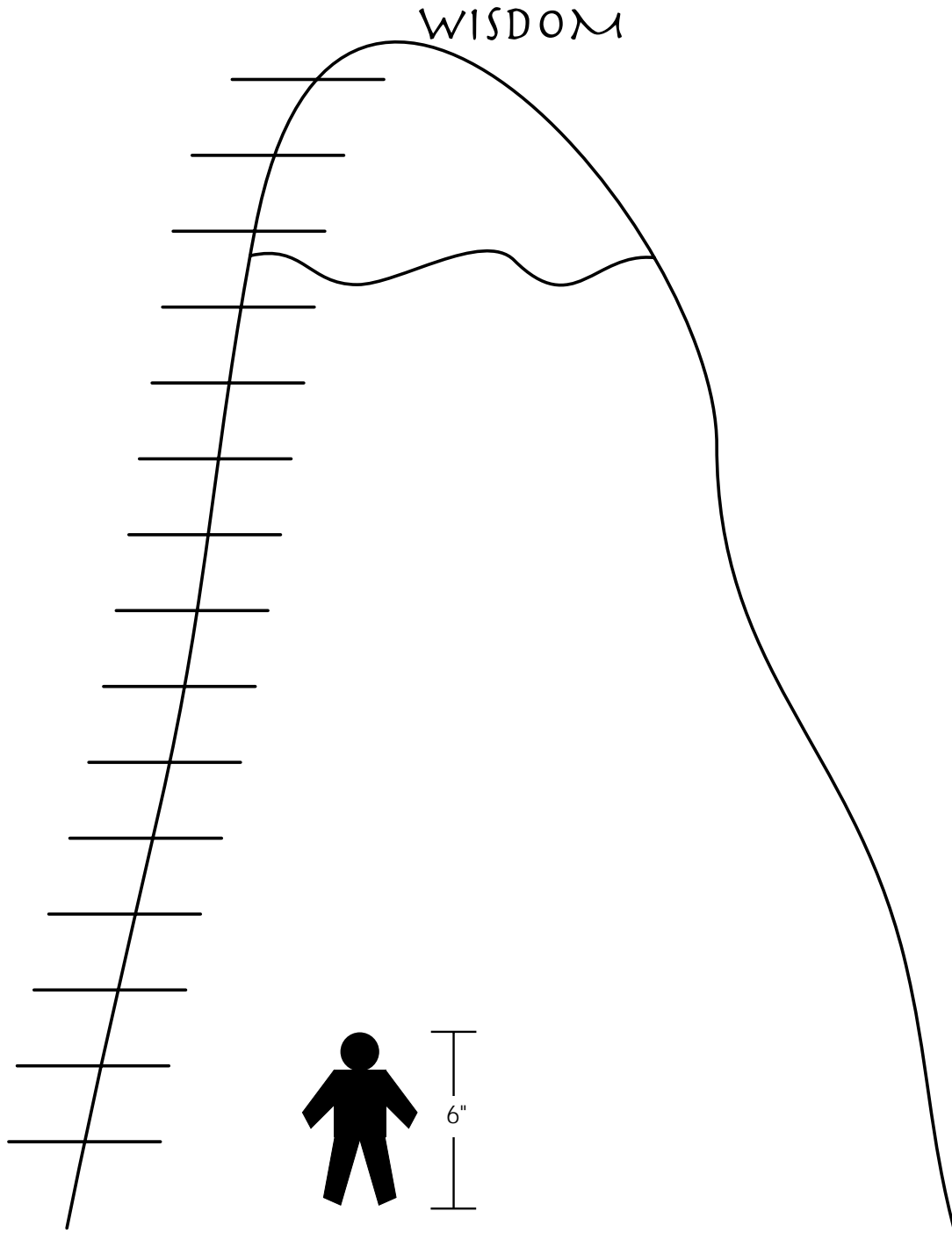
Get advice from one of your "spiritual advisors" and then write the advice in your journal. Bring your journal with you next week, so you can share some advice you got. Share with a friend at school about the advice you received.

THE REALITY OF FOOLISH DECISIONS

Jesus told a parable about a foolish young man who demanded his share of the inheritance money from his father. Thinking he was very wise, he went off and completely wasted away his fortune and his life. Jesus tells us that this young man finally saw how foolish he really was. He was living like a pig, though he could have been living with his father and his family in safety and comfort. The parable has a happy ending because the young man decides to be wise, to do the right thing, to learn from his mistakes, and to go back to his father. His father welcomed him with open arms.



How did the son feel about the decision he made to take his inheritance money and spend it all?
 How did his foolish decision hurt him and his family?
 How do you think his father felt when the son made the right decision to come home?



SCRIPTURE MEMORY VERSE

Listen to advice and
accept instruction,
and in the end
you will be wise.

PROVERBS 19:20

WEEKLY CHALLENGE

Get advice from one of your "spiritual advisors" and then write the advice in your journal. Bring your journal with you next week, so you can share some advice you got. Share with a friend at school about the advice you received.

This page intentionally left blank

CorSup/CentrNam/1 copy for each student

SITUATION CARDS

CARD #1: HOMEWORK

Your teacher approaches you in class and asks you to turn in your homework, but you don't have it completed. What do you do?

CHOOSE WISELY AND ACT OUT THE SITUATION AND THE BENEFITS.

CARD #6: TV PROGRAM

You are studying for a test and a friend calls you and says there is really a GREAT program on TV you just have to watch. What do you do?

CHOOSE FOOLISHLY AND ACT OUT THE SITUATION AND THE CONSEQUENCES.

CARD #2: HOMEWORK

Your teacher approaches you in class and asks you to turn in your homework, but you don't have it completed. What do you do?

CHOOSE FOOLISHLY AND ACT OUT THE SITUATION AND THE CONSEQUENCES.

CARD #7: CONVERSATION

Someone comes up to you and starts talking negatively about someone else in your class. What do you do?

CHOOSE WISELY AND ACT OUT THE SITUATION AND THE BENEFITS.

CARD #3: QUICK DECISION

A friend invites you to do something that you do not think your parents will like or approve of because it is too dangerous, too late in the day, or too expensive. Most of your school friends are going to go along and do it. What do you do?

CHOOSE WISELY AND ACT OUT THE SITUATION AND THE BENEFITS.

CARD #8: CONVERSATION

Someone comes up to you and starts talking negatively about someone else in your class. What do you do?

CHOOSE FOOLISHLY AND ACT OUT THE SITUATION AND THE CONSEQUENCES.

CARD #4: QUICK DECISION

A friend invites you to do something that you do not think your parents will like or approve of because it is too dangerous, too late in the day, or too expensive. Most of your school friends are going to go along and do it. What do you do?

CHOOSE FOOLISHLY AND ACT OUT THE SITUATION AND THE CONSEQUENCES.

CARD #9: INSULTS

You are with friends, everyone is watching, and someone comes up and starts insulting you and cutting you down. What do you do?

CHOOSE WISELY AND ACT OUT THE SITUATION AND THE BENEFITS.

CARD #5: TV PROGRAM

You are studying for a test and a friend calls you and says there is really a GREAT program on TV you just have to watch. What do you do?

CHOOSE WISELY AND ACT OUT THE SITUATION AND THE BENEFITS.

CARD #10: INSULTS

You are with friends, everyone is watching, and someone comes up and starts insulting you and cutting you down. What do you do?

CHOOSE FOOLISHLY AND ACT OUT THE SITUATION AND THE CONSEQUENCES.