

WHATEVER THE COST

LESSON TEXT

1 Chronicles 29:1-19

LESSON OBJECTIVES

- The students will state that the three important elements of sacrifice are passion, prayer and planning.
- The students will define sacrifice according to Mark 12 and Acts 2.
- The students will identify ways they can raise money for Special Contribution as a group and individually.

MATERIALS NEEDED

For the teacher:

- 1 roll banner paper
- magazines
- markers
- scissors
- glue sticks
- tape
- dictionary
- lined paper
- current year's calendar
- pens or pencils
- 1 large sheet white poster board
- 6 pieces 9" x 12" poster board
- stopwatch or watch with a second hand
- candy or gum
- extra Bibles
- 1 copy "Good News from the Kingdom"
- globe or map of the world

Reproducible Pages:

- Page A, 1 copy for each student
- Page B, 1 copy for each student

LESSON PLAN

Getting Ready

Faithful Instruction
 Teacher Focus
 Teacher Tips
 Preclass Activity: Sacrifice Collage
 Starting Up
 Welcome and Singing
 Opening Prayer
 Victories
 Good News from the Kingdom

Getting into God's Word

Story: Giving Everything He Had
 Scripture Study
 Activity: Planning for Special Contribution

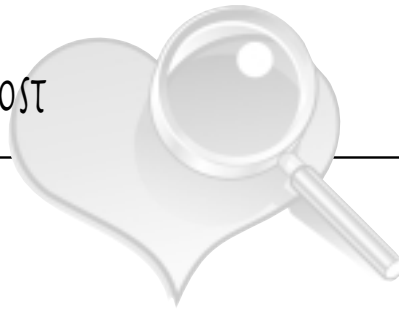
Getting It to Others

Scripture Memory: 2 Corinthians 8:9
 Weekly Challenge and Snack Time
 Conclusion

SCRIPTURE MEMORY

For you know the grace of our Lord Jesus Christ, that though he was rich, yet for your sakes he became poor, so that you through his poverty might become rich.

2 Corinthians 8:9



FAITHFUL INSTRUCTION

TEACHER FOCUS

Before you prepare this lesson, read and meditate on 1 Chronicles 29:1-19. Consider how you decide what you will sacrifice to honor God. What motivates you? How much are you personally willing to sacrifice to see the world won to Christ? Pray that as you teach this lesson, you and your students will be more convicted about the role we each play in reaching in the lost.

TEACHER TIPS

As part of their Weekly Challenge, your students will be brainstorming different ways that they, as a group, can raise money for Special Contribution. You should give this some thought during the week, in order to help them with their ideas. Think of a list of suggestions that will help to raise money, but which will also be fun and enjoyable for the students. You may also consider creating a Special Contribution can for your classroom. Those who are willing can deposit their spare change in the can each week, and the money can be given to the Special Contribution.

PRECLASS ACTIVITY

"SACRIFICE" COLLAGE


MATERIALS USED

For the teacher:

- 1 roll banner paper
- magazines
- markers
- scissors
- glue sticks
- tape

INSTRUCTIONS

1. Tape the paper to the floor or to a long table.
2. Divide the banner paper by drawing lines at one-foot intervals. Allow at least one section per student.
3. Across the top of the banner paper, print "Ways to Sacrifice."
4. Explain to the students that they are to think of ways to represent sacrifice using pictures cut from magazines. For example, a picture of a car can represent how disciples use their cars to serve others, or it can represent a car wash to raise money. Each student should glue the pictures into their section of the banner in the style of a collage.
5. After the students have glued their pictures to the paper, they should write a short description for each picture, describing how the picture represents sacrifice.



STARTING UP

WELCOME AND SINGING

Call the students together in a circle. Welcome everyone by name, being sure to recognize anyone who is visiting. Let them know how glad you are to see them, and how much you looked forward to being with them. Sing a few great songs.

OPENING PRAYER

Who would like to say a prayer to start today's time together? Let a few students lead the prayer. Encourage the students to mention missing students, special church activities, illnesses, people they want to share Jesus with and to be especially thankful for the chance to be together.

VICTORIES

Take the time to have the students share about the challenges they were given at the end of last week's class. *Did everyone complete the challenge? How did it go? What fears did you face as you met the challenge to put the lesson into practice? How did everyone do with having consistent quiet times? Who would like to share something they learned?*

Praise and encourage all the students' efforts, especially noting any area of significant growth. Offer help and suggestions so they can have even more victories in the coming week.

GOOD NEWS FROM THE KINGDOM

MATERIALS USED

For the teacher:

- 1 copy of "Good News from the Kingdom"
- globe or map of the world

INSTRUCTIONS

Now let's take a few minutes to share "Good News from the Kingdom." Be excited as you read about what is happening around the world. Have a globe or map ready, pointing out the location as you share.





STORY

GIVING EVERYTHING HE HAD

As you read today's story about Terry Fox, your students will come to understand the importance of sacrificing for things we believe in. Most people usually associate sacrifice with the idea of giving money. The story of Terry Fox will show that true sacrifice means doing whatever it takes to achieve our dreams and goals.

MATERIALS USED

Reproducible Pages:

- Page A, 1 copy for each student

INSTRUCTIONS

1. Distribute Reproducible Page A (story) to the students.
2. Read the story to the students.

SCRIPTURE STUDY

MATERIALS USED

For the teacher:

- Dictionary

Begin by telling the students that today the class will discuss sacrificing for the things we believe in. Discuss the story of Terry Fox.

- *What do you think was the motivation for Terry Fox to run across Canada? Do you think it was all the money he would raise?*
- *Do you think he wanted to be a famous celebrity?*
- *Do you think he would have run across Canada if he never had cancer? Why or why not?*
- *What did Terry Fox sacrifice?*

Now, let's read a passage about King David and how he sacrificed for something he believed in. Have the students open their Bibles to 1 Chronicles 29:1-19. Divide the passage as follows, and select several students to read:

Verses 1-5

Verses 6-9

Verses 10-13

Verses 14-19

Tell the students that these verses show us that there are three important elements involved in sacrifice.

- a. Passion** – Being sacrificial takes having a great belief in or a conviction about something. This powerful feeling or love for something or someone is called passion.
 - *What was David's passion?* (building the temple for God)
 - *How do we know this?* (David calls this his devotion. He says that the task is great because it is not for man, but for God.)
 - *What did this passion for God and the temple cause David to do?* (sacrifice his great wealth)
 - *Was David's passion obvious to those around him? How do we know this?* (His leaders followed his example, and the people rejoiced at the willing sacrifice of the leaders.)
 - *What kinds of things do we feel passionate about?* (sports teams, hobbies, family and friends, etc.)
 - *Is it hard to sacrifice for things we believe in so strongly?* (No)
- b. Prayer** – Great sacrifice takes great prayer. David's prayer is full of praise and humility.
 - *Despite the fact that David, his leaders and his people donated great wealth to build the temple, David's prayer gives the honor to God. Why did David do this?* (David realized that God's greatness had provided the resources and the wealth.)
 - *Who does David say that the wealth and honor really belong to?* (to God) *Therefore, are the people really giving their possessions?* (No – they are giving back to God what was originally his.)
 - *In verse 13, David gives thanks to God for the privilege of giving. Are you thankful to give back to God what is his? Do you see sacrifice as a privilege?*



- c. **Planning** – Great sacrifice does not just happen. It takes much planning.
- *Do people generally carry large amounts of money around, waiting to donate it?*
 - *Do you think many of David's people had great wealth set aside, waiting to be given to a worthy cause?*
 - *Do you think it would have been possible to collect such a large amount of wealth without planning? Why or why not?*
 - *How much planning do you think it takes to give sacrificially to Special Missions Contribution?*

Point out to your students that one important aspect of David's character is his humility.

- *Did David have the right to be proud of what he had done for God? (Yes – he had accomplished a great deal by helping his people to give so much.)*
- *What could David's attitude have been about how much he gave personally? (prideful)*
- *What was David's attitude toward his efforts and toward everything that had been accumulated? (Humility. David gave all the credit to God.)*
- *If David had been arrogant and prideful about the temple, what do you think might have happened? (God would not have blessed their efforts. The people might have become prideful and self-righteous about the things they gave.)*
- *How humble are you when you are asked to sacrifice? Do you look for recognition and praise? How does God feel when we are humble in our giving?*

ACTIVITY

PLANNING FOR SPECIAL MISSIONS CONTRIBUTION

Now that your students have learned about David's heart for sacrifice and the different elements of sacrifice, your class will begin to plan what things they can do to raise money for Special Contribution.

MATERIALS USED

For the teacher:

- pens or pencils
- lined paper
- 1 large sheet white poster board
- marker
- current year's calendar

Begin this activity by discussing Special Contribution.

- *What is the purpose of Special Contribution? (to raise money to spread the gospel to all nations)*
- *Why do the leaders set a specific amount of money to be raised? (Sending out mission teams, hiring full-time staff and planting churches takes a great deal of money. The leaders set a goal to be sure that enough money is raised to meet all the needs that exist.)*

INSTRUCTIONS

1. Divide the class into 3 or 4 groups. Provide each group with a piece of paper and a pen or pencil.
2. Tell the groups that they have five minutes to brainstorm a list of activities that the preteens could do to raise money for special contribution. One person in each group should record the group's ideas.
3. At the end of five minutes, bring the groups back together. Have each group share their list of activities. You should write down all the ideas on a sheet of poster board.
4. Have the class vote for the five most exciting activities. Then, using a calendar, create a timetable for each event. One activity per month is adequate.
5. NOTE: The goal for this activity is to help the preteens and their leaders begin to plan several events that will raise money for the Special Contribution. Let the class know that you will bring their ideas to the Preteen Leaders and to the Region Leaders for their approval, support and assistance. The Preteen Leaders will be grateful for all the work the class has done.

SCRIPTURE MEMORY

For you know the grace of our Lord Jesus Christ, that though he was rich, yet for your sakes he became poor, so that you through his poverty might become rich.
2 Corinthians 8:9

MATERIALS USED

For the teacher:

- 6 pieces 9" x 12" poster board
- marker
- stopwatch or watch with a second hand
- candy or gum

Reproducible Pages:

- Page B, 1 copy for each student

PREPARATION

Using six pieces of 9" x 12" poster board, write out 2 Corinthians 8:9 in all capital letters in the following format:

Card #1 – FOR YOU KNOW THE GRACE

Card #2 – OF OUR LORD JESUS CHRIST

Card #3 – THAT THOUGH HE WAS RICH

Card #4 – YET FOR YOUR SAKES HE BECAME POOR

Card #5 – SO THAT YOU THROUGH HIS POVERTY

Card #6 – MIGHT BECOME RICH

INSTRUCTIONS

1. Place each of the six cards in random order face down on the floor.
2. Read 2 Corinthians 8:9 aloud. Then ask for a volunteer among the students to begin the game. You or one of your assistants will act as timekeeper.
3. At the word "Go!" the student will turn the cards face up, and arrange them in the correct order of the verse. When the student thinks that the cards are in the correct order, he or she says "Stop!" Record the time for the student, then rearrange the cards randomly.
4. Continue until all the students have had a chance to play and all the times have been recorded. The student who arranges the cards correctly in the shortest amount of time is the winner. You may want to award a small prize or piece of candy or gum to the students with the three shortest times.
5. At the end of the game, give each student a copy of Reproducible Page B (memory verse) to take home for practice during the week.

WEEKLY CHALLENGE AND SNACK TIME

If your students bring a snack, allow them to eat it while you explain to them the challenge for the week.

Remind the students that, while it is awesome to plan group activities to raise money for Special Contribution, we also need to be sacrificial as individuals.

During the coming week, the students should plan how they will contribute individually toward Special Missions. This could be part of a plan to contribute with their family or to give on their own. The students should consider the resources they have available to them: time, allowance, a service they can offer to others, possessions they can sell, etc., and set a goal for what they would like to give. Once each student has created a plan, they should discuss it with their family to determine if it is feasible.

Divide the students into pairs (boys with boys, girls with girls). Once the students have developed their individual plans and have shared them with their parents, they should call their partners to share their plans and to pray over them. The partners should pray and encourage each other weekly as they put their plans into action.

CONCLUSION

End the class with a prayer.

WEEKLY CHALLENGE

During the coming week, plan how you will contribute individually toward the Special Missions Contribution.

WHATEVER THE COST

LESSON TEXT

Mark 12:41-44; Acts 2:42-47

LESSON OBJECTIVES

- The students will understand that the three important elements of sacrifice are passion, prayer and planning.
- The students will define sacrifice according to Mark 12 and Acts 2.
- The students will identify ways they can raise money for Special Contribution as a group and individually.

MATERIALS NEEDED

For each student:

- pen or pencil
- For the teacher:*
- 1 piece white poster board 2' x 2'
 - markers
 - 20 index cards (3" x 5")
 - glue stick
 - 1 die
 - scissors
 - 4 tokens or game pieces
 - candy or gum
 - extra Bibles

Reproducible Pages:

- Page C, 1 copy for each student
- Page D, 1 copy for the teacher
- Page E, 1 copy for the teacher

LESSON PLAN

Getting Ready

- Faithful Instruction
 - Teacher Focus
 - Teacher Tips
- Preclass Activity: Crossword Puzzle
- Starting Up
 - Welcome and Singing
 - Opening Prayer
 - Great News Sharing

Getting into God's Word

- Scripture Study
- Activity: Sacrifice Game

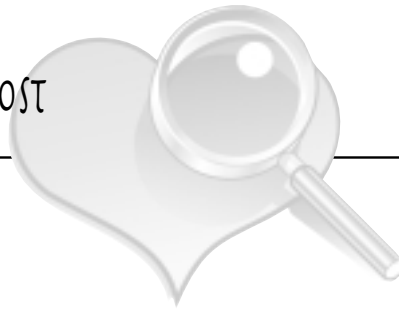
Getting It to Others

- Scripture Memory: 2 Corinthians 8:9
- Weekly Challenge and Snack Time
- Conclusion

SCRIPTURE MEMORY

For you know the grace of our Lord Jesus Christ, that though he was rich, yet for your sakes he became poor, so that you through his poverty might become rich.

2 Corinthians 8:9



FAITHFUL INSTRUCTION

TEACHER FOCUS

As you prepare for this lesson, read and meditate on Mark 12:41-44 and Acts 2:42-47. In this lesson, your students will learn that sacrifice applies not only to money, but also to every area of our lives as disciples. Consider your own heart on this issue. Do you sacrifice in all areas of your life (time, money, sleep, etc.)? Are you willing to go anywhere and give up everything to help spread the gospel, regardless of the cost? This should be the heart of every disciple, and it is the heart the preteens need to adopt.

TEACHER TIPS

In preparing this lesson, consider the example of those around you who sacrifice daily for God. Jesus gave great honor to the poor widow for her giving, and we need to do the same for those who are great examples of sacrifice within our regions. By pointing out these great examples, your students will be able to identify the heroes who surround them. You will also be providing excellent role models for your students to imitate.

PRECLASS ACTIVITY

CROSSWORD PUZZLE

MATERIALS USED

For each student:


- pen or pencil


Reproducible Pages:

- Page C, 1 copy for each student

INSTRUCTIONS

1. As the students arrive, give each one a copy of Reproducible Page C (crossword puzzle) and a pen or pencil.
2. The students will complete the puzzle, using the scripture references given if they need help.
3. The students may work individually or in pairs for this activity.





STARTING UP

WELCOME AND SINGING

Call the students together in a circle. Welcome everyone by name, being sure to recognize anyone who is visiting. Let them know how glad you are to see them, and how much you looked forward to being with them. Sing a few great songs.

OPENING PRAYER

- Open with one of the students praying for one to two minutes about how their personal sacrifice affects the lives of people worldwide.
- Have one student recite the memory verse for this lesson: 2 Corinthians 8:9.
- Have a student briefly review the previous lesson (Core Lesson).

GREAT NEWS SHARING

Allow several minutes for the students to share great news about their lives. This could be about a family member who became a disciple, someone healed from an illness, someone studying the Bible, great grades, etc. Remind the students to be brief, so that as many as possible can share.





SCRIPTURE STUDY

In today's lesson, your students will again discuss sacrifice. Specifically, the class will learn about giving everything we have to God, whatever the cost. As a review of the core lesson, have your students discuss 2 Chronicles 29:1-19. What did they learn about sacrifice and about David's heart? What are the elements of sacrifice (passion, prayer and planning)?

MATERIALS USED

For the teacher:

- extra Bible

Have the students turn in their Bibles to Mark 12:41-44. Select a volunteer to read the passage aloud.

- *What is the scene that Jesus is observing in this passage?*
- *What did he notice about the rich people as they gave their offerings? Was this a good thing?*
- *What was different about the widow's giving? Why did Jesus call attention to her?*
- *The widow's offering was worth only a fraction of a penny. What did Jesus mean when he said that she put more in the treasury than all the others?*
- *Why would a poor woman give all the money she had?*
- *How does this passage make you feel about sacrifice? Is it the amount that matters?*

Next, have the students turn to Acts 2:42-47. Select a student to read the passage aloud.

- *This passage describes the early church, right after Pentecost. What are some of the types of sacrifice that you see in this passage?*
- *Does sacrifice always mean money?*
- *Why did the early Christians sacrifice in this way? Were they being rewarded? Was someone forcing them to do this?*
- *How do we know that God was pleased with the efforts of the early church?*
- *What types of things (other than money) are you willing to sacrifice for God? Are there things you are not willing to sacrifice? What would God say about the things we would hold back?*

ACTIVITY

SACRIFICE GAME

MATERIALS USED

For the teacher:

- 20 index cards (3" x 5")
- glue stick
- 1 piece 2' x 2' white poster board
- 1 die
- scissors
- 4 tokens or game pieces

Reproducible Pages:

- Page D, 1 copy for the teacher
- Page E, 1 copy for the teacher

PREPARATION

1. Cut copies of Reproducible Pages D and E into individual game cards. Mount each card onto a 3" x 5" index card for added stability. (Or copy Pages D and E onto heavy paper and cut out cards.)
2. On the piece of poster board, draw the game board, using the diagram on page 11 as your guide. The board should be large enough for all the students to see. Be creative! It should be colorful and exciting.

INSTRUCTIONS

1. Divide the class into four teams. Each team should choose a token to use during the game. Roll the die to determine which team goes first. The members of each team should determine the order in which they will answer questions.
2. The first member of the first team draws a card from the card pile. If that person can answer "yes" to the question on the card (or can fill in the blank), he or she rolls the die and moves the team token forward the amount of spaces shown on the die. If the person answers "no" to the question (or cannot fill in the blank), the token does not move and play moves to Team #2.
3. Used cards are placed at the bottom of the pile.
4. The object of the game is to be the first team to reach the finish line.
5. Once the game is completed, ask the students to discuss how it felt when the team was not able to move forward because they answered "no" to sacrifice question. *How do we feel when we don't sacrifice in the way that God expects? How do you think God feels when we are unwilling to sacrifice for him?*

SCRIPTURE MEMORY

For you know the grace of our Lord Jesus Christ, that though he was rich, yet for your sakes he became poor, so that you through his poverty might become rich.
2 Corinthians 8:9

MATERIALS USED

For the teacher:

- candy or gum

INSTRUCTIONS

Ask those students who remember the memory verse for the week to raise their hands. Have these students stand and recite the verse individually. If a student recites the verse correctly on the first try, give him or her a piece of candy or gum. When all the standing students have a chance to recite the verse, practice it with the entire class, rewarding everyone with a piece of candy or gum.

WEEKLY CHALLENGE AND SNACK TIME

If your students bring a snack, allow them to eat it while you remind them of the challenge for the week. (The students were asked to plan how they will contribute individually toward Special Missions. This could be part of a plan to contribute to their family's offering, or to give on their own. The students were to consider the resources they have available to them: time, allowance, a service they can offer to others, possessions they can sell, etc., and set a goal for what they would like to give.)

Discuss any fears or obstacles the students have encountered in carrying out the challenge this week. Give ideas on how to overcome the fears, being sure to remind them that prayer is their best weapon against fear! Encourage the students with experiences from your own life, and remind them that you are praying for their success. Remind them also to be keeping up with their daily quiet times.

CONCLUSION

End the class with an awesome prayer.

WEEKLY CHALLENGE

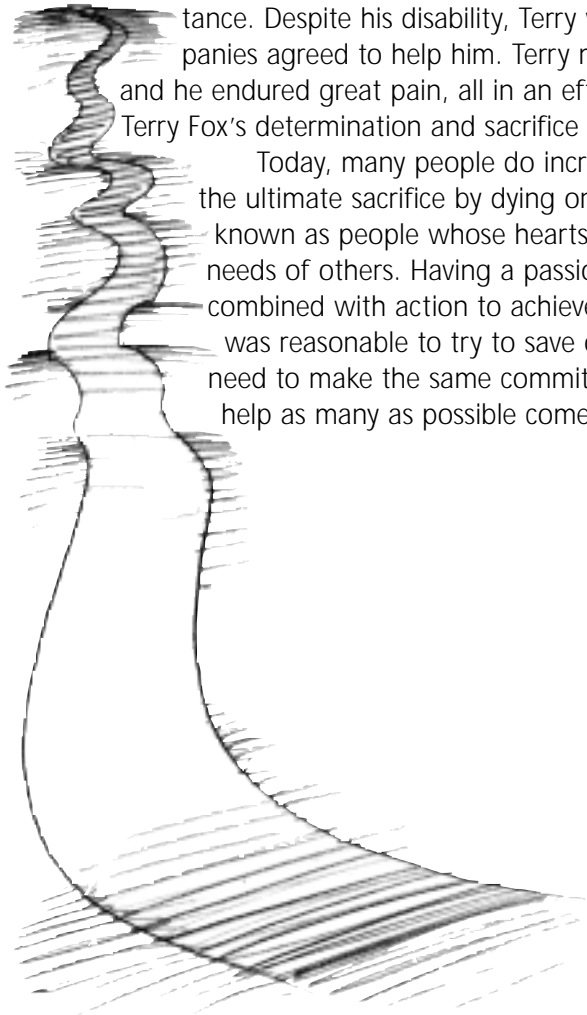
During the coming week, plan how you will contribute individually toward the Special Missions Contribution.

GIVING EVERYTHING HE HAD

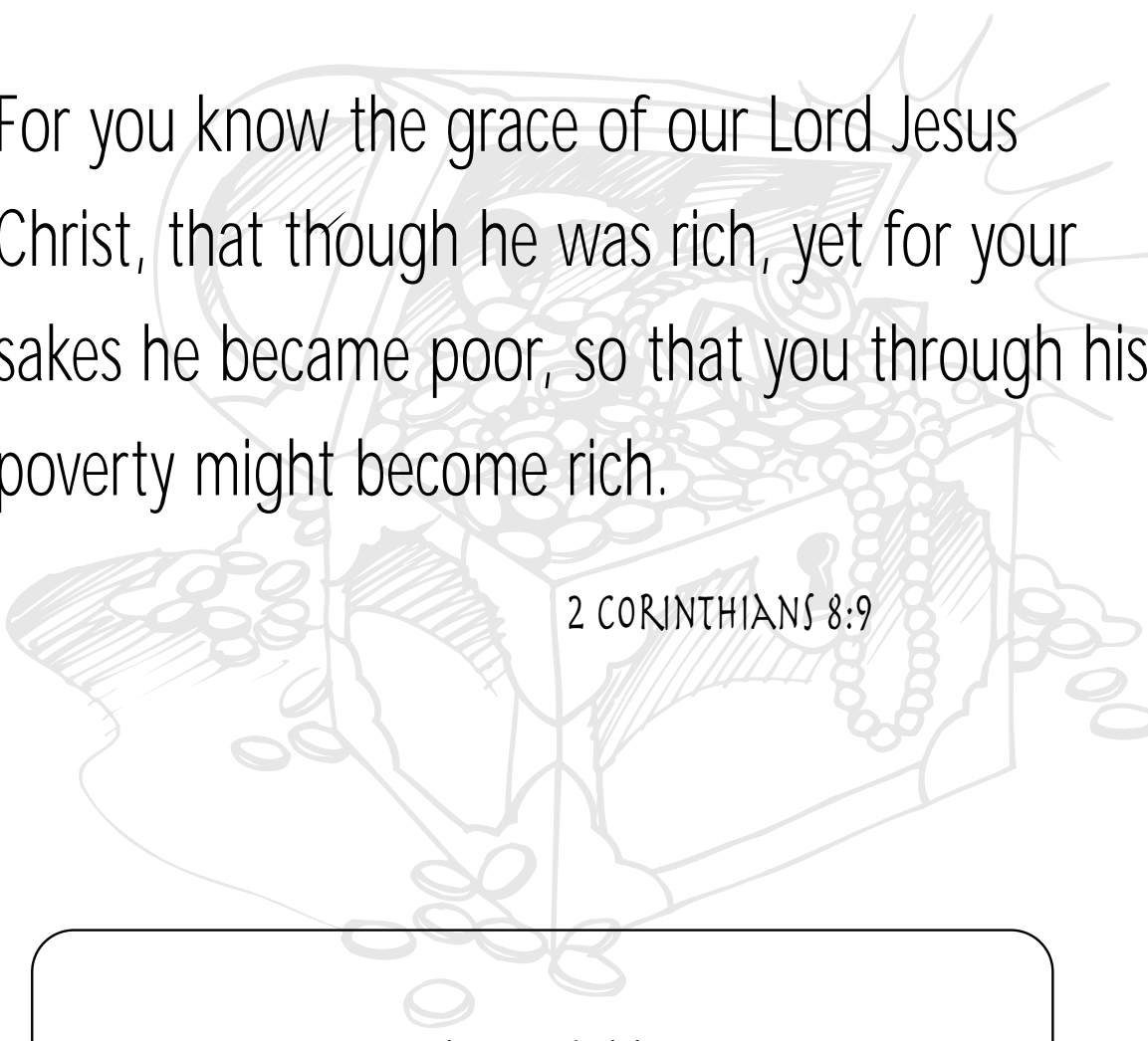
During the early 1980s, a man named Terry Fox lived in Canada. Terry was an ordinary man who was diagnosed with cancer. He became very ill, and was close to death. The doctors found that Terry's cancer was concentrated in his right leg, just below the knee. In order to save his life, the doctors told him they would need to amputate the leg just above his knee. The decision was a difficult one for Terry because he was very athletic, and he was involved in a number of sports. Yet, he agreed to have the surgery because it would save his life.

Because of the loss of his leg, Terry became very interested in helping to find a cure for cancer. He decided that, for his part, he would help raise as much money as possible to fund the research. First, Terry devised a plan to run all the way across Canada. Next, he approached many different companies to sponsor him in his run. Terry had a prosthetic leg now, but he was determined to run the entire distance. Despite his disability, Terry was resolved to undertake this mission, and many companies agreed to help him. Terry made the run. He sacrificed his comfort and his time, and he endured great pain, all in an effort to raise money for something he deeply believed in. Terry Fox's determination and sacrifice helped him be successful in reaching his goal.

Today, many people do incredible things to help out their fellow man. Jesus made the ultimate sacrifice by dying on the cross to save each of us. Disciples need to be known as people whose hearts and lives are moved to sacrifice in order to meet the needs of others. Having a passion for something is important, but passion must be combined with action to achieve great results. In this story, a man gave beyond what was reasonable to try to save others from what he had suffered. As disciples, we need to make the same commitment—that we will go anywhere and do anything to help as many as possible come to know God.



SCRIPTURE MEMORY VERSE




For you know the grace of our Lord Jesus Christ, that though he was rich, yet for your sakes he became poor, so that you through his poverty might become rich.

2 CORINTHIANS 8:9

WEEKLY CHALLENGE

During the coming week, plan how you will contribute individually toward the Special Missions Contribution.



Across

1. Jesus made the ultimate _____ by dying on the cross.
4. We sacrifice for things we _____ in.
5. The poor _____ gave all she had. (Mark 12:42)
7. The disciples in the first century sold their _____ and gave to anyone in need. (Acts 2:45)
9. God loves a cheerful _____.
(2 Corinthians 9:7b)
11. Jesus was _____ but he became poor for our sakes. (2 Corinthians 8:9)
12. Jesus said to store up _____ in heaven. (Matthew 6:19)
13. When we all get to _____, what a day of rejoicing that will be!
15. Jesus is our Lord and _____.

Down

1. Each year, disciples sacrifice for a special collection, which provides money for church plantings and full-time workers. This event is called _____.
2. The widow put two small, copper _____ into the treasury. (Mark 12:42)
3. God's Son and our Savior is _____.
6. The name of the book where this week's memory scripture can be found. (HINT: Just the book, not the number.)

8. One element of sacrifice is _____.
(Romans 12:12b)
10. Jesus showed his _____ for us by dying on the cross.
13. "Love the Lord your God with all your _____ and with all your soul..." (Mark 12:30)
14. Ananias and Sapphira _____ about their giving. (Acts 5:3,4)

<p>I sacrificed my free time this week to help around the house without being asked.</p> <p>YES OR NO</p>	<p>This week I sacrificed the TV or video games to help my family with chores.</p> <p>YES OR NO</p>	<p>This week I let my brothers or sisters use my favorite CDs.</p> <p>YES OR NO</p>
<p>At school this week, I was nice to a classmate who is not very popular.</p> <p>YES OR NO</p>	<p>During the last Special Missions Contribution, I sold some things of my own, without my parents asking me to do it.</p> <p>YES OR NO</p>	<p>Name one thing you gave up this week to help around the house.</p> <p>_____</p>
<p>I called two other preteens this week to encourage them.</p> <p>YES OR NO</p>	<p>I cleaned my room without being asked to do it.</p> <p>YES OR NO</p>	<p>I helped a friend this week by</p> <p>_____.</p>
		<p>I used my own money or allowance this week to serve my family.</p> <p>YES OR NO</p>

<p>I sacrificed sleep to have a quiet time every morning this week.</p> <p>YES OR NO</p>	<p>I told my teacher the truth about something this week, even though I was tempted to lie.</p> <p>YES OR NO</p>	<p>I told my parents the truth about something this week, even though I was tempted to lie.</p> <p>YES OR NO</p>
<p>When I was playing with friends at school, I let others lead and I didn't argue to get my way.</p> <p>YES OR NO</p>	<p>I didn't argue with my Mom or Dad this week, even though I wanted to disagree with them.</p> <p>YES OR NO</p>	<p>I gave up my free time to help someone else with their homework this week.</p> <p>YES OR NO</p>
<p>I've already saved \$ _____ for Special Missions this year.</p>	<p>I gave up free time to play with my brothers/sisters this week.</p> <p>YES OR NO</p>	<p>I shared my favorite food with _____ this week.</p>
<p>I had a great attitude toward doing my chores all week.</p> <p>YES OR NO</p>		