

THE CONVICTION OF JESUS

Character

LESSON 2

LESSON TEXT

John 2:12-17; Psalm 69:9

LESSON OBJECTIVES

- The students will identify passages that speak of Jesus having zeal for God's house.
- The students will identify some characteristics of a disciple who has zeal for God.
- The students will identify situations in which they may need to take an unpopular stand.

MATERIALS NEEDED

For each student:

- lined paper
- pen or pencil

For the teacher:

- dictionaries
- extra Bibles
- 1 copy of *Good News from the Kingdom*
- globe or map of the world

Reproducible Pages:

- Page A, 1 copy for each student
- Page B, 1 copy for each student
- Page C, 1 copy for each student
- Page D, 1 copy for each student
- Page E, 1 copy for each student

LESSON PLAN

Getting Ready

Faithful Instruction
 Teacher Focus
 Teacher Tips
 Preclass Activity: Code Breaker Worksheet
 Starting Up
 Welcome and Singing
 Opening Prayer
 Victories
 Good News from the Kingdom

Getting into God's Word

Story: Woe to Me If I Do Not Preach
 Scripture Study
 Activity: Practice, "Jesus Clears the Temple"

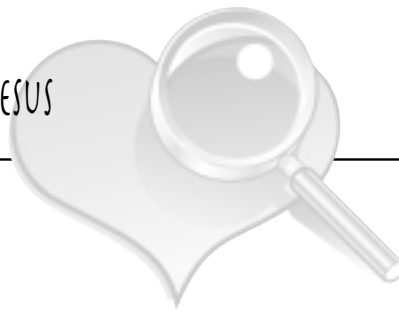
Getting It to Others

Scripture Memory: Psalm 69:9
 Weekly Challenge and Snack Time
 Conclusion

SCRIPTURE MEMORY VERSE

Zeal for your house will consume me.

Psalm 69:9



FAITHFUL INSTRUCTION

TEACHER FOCUS

Pray before preparing this lesson. Read and meditate on John 2:12-17 until you understand the basic story and the lessons it holds. Think about zeal in your own life. Are you passionate for God's holiness and willing to do anything to see that God is glorified?

TEACHER TIPS

This lesson focuses on the zeal and conviction we must have as disciples. As a disciple, and especially as a teacher, do your students see true zeal in you for God which they can imitate in their own lives?

PRECLASS ACTIVITY

CODE BREAKER WORKSHEET

MATERIALS USED:

For each student:

- pen or pencil

For the teacher:


- dictionaries

Reproducible Pages:

- Page A, 1 copy for each student

INSTRUCTIONS

1. Give each student a copy of Reproducible Page A (the Code Breaker) when they arrive, and be sure they understand how to complete the paper.
2. Have each student look up the word "zeal" in the dictionary and write down the definition on their sheets.
3. Students should think of three sports figures that they think are zealous for their sport.
4. Important: How do the students know these people are zealous? How can they tell? They should write their answers at the bottom of the sheets.



STARTING UP

WELCOME AND SINGING

Call the students together in a circle. Welcome everyone by name, being sure to recognize anyone who is visiting. Let them know how glad you are to see them, and how much you looked forward to being with them. Sing a few great songs.

OPENING PRAYER

Who would like to say a prayer to start today's time together? Let a few students lead the prayer. Encourage the students to mention missing students, special church activities, illnesses, and to be especially thankful for the chance to be together.

VICTORIES

Take time to have the students share about the challenges they were given at the end of last week's class.

Did everyone complete their challenge? How did it go? What fears did you face as you met the challenge to put the lesson into practice? How did everyone do with having consistent quiet times?

Praise and encourage all the students' efforts, especially noting any area of significant growth. Offer help and suggestions so they can have even more victories in the coming week.

GOOD NEWS FROM THE KINGDOM

MATERIALS USED

For the teacher:

- 1 copy of "Good News from the Kingdom"
- globe or map of the world

INSTRUCTIONS

Now let's take a few minutes to share "Good News from the Kingdom." Be excited as you read about what is happening around the world. Have a globe or map ready, pointing out the location as you share.





INSTRUCTIONS

1. Have all of the students take out their Code Breaker worksheets (Reproducible Page A). Have someone read the answer to the Code Breaker puzzle. (Psalm 69:9) What did they write for a definition for zeal?
2. Ask some of the students to share which sports figures they picked.
3. Ask them to share how they know that these men or women are zealous for their sport:
 - They train for long hours to improve their skills.
 - They are willing to undergo pain to be successful.
 - They are unwilling to accept defeat.
 - They want to be the best at what they do.
 - They put out their maximum effort during every contest.
 - They are at the "top" of their sport/unwilling to accept being "losers."



STORY

WOE TO ME IF I DO NOT PREACH

This is an incredible story. We don't know what will happen to our friends. We need to care enough to invite them to church and to talk to them about our lives and our faith. What are you doing this week to demonstrate your personal conviction for God? Who are you sharing your faith with?

MATERIALS USED

Reproducible Pages:

- Page B, 1 copy for each student

INSTRUCTIONS

1. Distribute copies of Reproducible Page B to the students.
2. Read the story to the students.
3. Explain and discuss the story concept.
4. Ask the students the following questions:
 - *Would you have invited Rodney to church?*
 - *How do you think Rodney's friends felt when Rodney died?*
 - *How could his friends be filled with joy at his death?*
 - *What does it mean that Rodney was "headed home"?*
 - *How do you think Rodney's friends would have felt if they had not reached out to him and shared their faith?*



SCRIPTURE STUDY

Have the students take out their Bibles and turn to John 2:12-17. Select a volunteer to read the passage to the rest of the class. Have the students share again what "zeal" means.

What did Jesus do in this situation that made the disciples think of the passage in the Old Testament about zeal?

- He made a whip.
- He drove the money changers out of the temple area.
- He turned over the tables.
- He raised his voice and rebuked them for their lack of spirituality.
- He had a conviction about what should and should not be happening in the Lord's temple.

Why do you think Jesus did these things? What does it mean for us to have zeal for God? How can we show this zeal in our daily lives?



ACTIVITY

Practice the play,

"JESUS CLEARS THE TEMPLE"

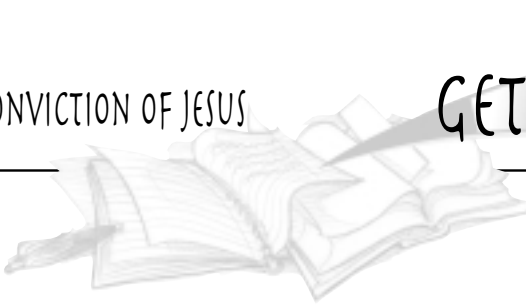
MATERIALS USED

Reproducible Pages:

- Page C, 1 copy for each student
- Page D, 1 copy for each student

INSTRUCTIONS

1. Pass out a copy of the play "Jesus Clears the Temple" (Reproducible Pages C and D) to each student.
2. Give each student a role to play. Be sure that everyone is involved.
3. Discuss why each character is saying the lines they have:
 - *What are Peter, James and John thinking?*
 - *What would the money changers be thinking?*
 - *Why?*
 - *What motivated Jesus to do what he did?*
4. Walk through the play slowly and decide how the play will be acted out, and the parts each student will play.
5. Discuss what the students would like to do about costumes when they put on the play during their next class.
6. Make arrangements for the particular props for the play to be brought for the next class session. Keep a list of which student is supposed to bring which items and the parts each will play. (Give this information to the teachers of the next class.)
7. Tell the students that they will do the full performance of the play during their next class. Remind them to bring back to class their copies of the play.



SCRIPTURE MEMORY

Psalms 69:9

Zeal for your house will consume me.

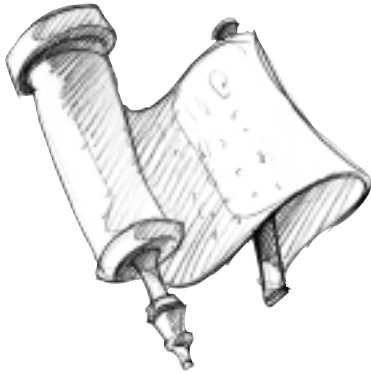
MATERIALS USED

Reproducible Pages:

- Page E, 1 copy for each student

INSTRUCTIONS

1. Give each student a copy of Reproducible Page E (Scripture Memory Verse).
2. Have the students say the memory verse together aloud several times.
3. Talk about what the verse means.
4. Challenge the students to remember this verse all week when they are having to make decisions about being zealous for God.



WEEKLY CHALLENGE AND SNACK TIME

If your students bring a snack, allow them to eat it while you explain to them the challenge for the week.

MATERIALS USED

For each student:

- lined paper
- pen or pencil

INSTRUCTIONS

1. During this snack time each student should identify areas in their lives where it might be necessary for them to take an unpopular stand.
2. Give each student a piece of paper and have each of them write down three areas that come to their minds.
3. Get suggestions from the students before they start writing.
4. Suggestions:
 - Deciding not to attend parties with kids who are doing "bad" things (smoking, vandalism, impurity)
 - Deciding not to drink alcohol or use drugs
 - Deciding not to cheat on tests
 - Deciding to stand up for friends who are in the church
 - Deciding to treat teachers and other adults respectfully when others are not
 - Deciding to read the Bible even when you are tired (it's "unpopular" to you)
5. Have the students come up with some others. You should keep a record of the responses.
6. Have each student make a commitment to take a stand this week for something that is right.
7. Have the students share their victories in this area in the next class.

CONCLUSION

- Remind students to bring to the next class their copies of the play.
- End the class with a prayer.

THE CONVICTION OF JESUS

LESSON TEXT

John 2:12-17; Psalm 69:9

LESSON OBJECTIVES

- The students will identify passages that speak of Jesus having zeal for God's house.
- The students will identify some characteristics of a disciple who has zeal for God.
- The students will identify situations in which they may need to take an unpopular stand.

MATERIALS NEEDED

For each student:

- pen or pencil
- 4" x 6" index card
- costumes or props assigned for the play

For the teacher:

- extra Bibles

Reproducible Pages:

- Page C, several extra copies
- Page D, several extra copies
- Page E, several extra copies
- Page F, 1 copy for each student

LESSON PLAN

Getting Ready

Faithful Instruction
 Teacher Focus
 Teacher Tips
 Preclass Activity: Telephone Pad Worksheet
 Starting Up
 Welcome and Singing
 Opening Prayer
 Great News Sharing

Getting into God's Word

Scripture Study
 Activity 1: Code Card
 Activity 2: The Play, "Jesus Clears the Temple"


Getting It to Others

Scripture Memory: Psalm 69:9
 Weekly Challenge and Snack Time
 Conclusion

SCRIPTURE MEMORY VERSE

Zeal for your house will consume me.

Psalm 69:9



FAITHFUL INSTRUCTION

TEACHER FOCUS

Pray before preparing this lesson. Read and meditate on John 2:12-17 until you feel like you understand the basic story and the lessons it holds. Think about zeal in your own life. Are you passionate for God's holiness and willing to do anything to see that God is glorified?

TEACHER TIPS

This lesson focuses on the zeal and conviction we must have as disciples. As a disciple, and especially as a teacher, do your students see true zeal in you for God which they can imitate in their own lives?

PRECLASS ACTIVITY

TELEPHONE PAD WORKSHEET

MATERIALS USED

For each student:

- pen or pencil

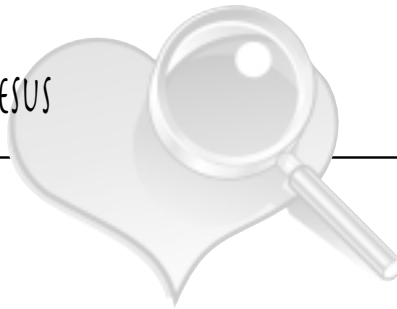
Reproducible Pages:

- Page F, 1 copy for each student

INSTRUCTIONS

1. Pass out copies of Reproducible Page E to each student as they arrive, along with a pen or pencil.
2. Tell each student that they will be using the phone pad to make their own coded messages.
3. Using the verse from John 2:16, they should find the number on the pad that corresponds to each letter and place it in the proper space below.
4. Be sure each student understands the process of finding the proper number for each letter.
5. These sheets will be used later in the "Getting into God's Word" section.





STARTING UP

WELCOME AND SINGING

Call the students together in a circle. Welcome everyone by name, being sure to recognize anyone who is visiting. Let them know how glad you are to see them, and how much you looked forward to being with them. Sing a few great songs.

OPENING PRAYER

Who would like to say a prayer to start today's time together? Let a few students lead the prayer. Encourage the students to mention missing students, special church activities, illnesses, and to be especially thankful for the chance to be together.

GREAT NEWS SHARING

Allow several minutes for the students to share great news about their lives. This could be about a family member who became a disciple, someone healed from an illness, someone studying the Bible, great grades, etc. Remind the students to be brief, so that as many as possible can share.





SCRIPTURE STUDY

Have the students take out their Bibles and turn to John 2:12-17. Select a volunteer to read the passage to the rest of the class. Have the students share again what "zeal" means and what they learned from this passage during their last class.



ACTIVITY 1

CODE CARD

MATERIALS USED

For each student:

- 1 4" x 6" index card

Reproducible Pages:

- Page F, 1 copy for each student (already handed out in previous section)

INSTRUCTIONS

1. Give each student a 4"x 6" index card and have them take out their Telephone Pad Worksheets (Reproducible Page F). Tell them they are going to make a code card for their parents, and their parents are going to have to figure out the answers.
2. On one side of the card they should draw the "phone pad," just like the one on their sheets.
3. Be sure to help the students draw the "phone pad" accurately.
4. At the top of the card write: John 2:16.
5. On the reverse side of the card, the students should write out the code numbers that they worked on from their own sheet. The code on the back of the card should look like this:
 438 84373 688 63
 4373! 469 3273 968
 8876 69 328437'7
 46873 4686 2
 627538!
6. Tell the students to take this to their parents for them to decode. The students will have to help the parents figure out how to break the code and find out the message.



ACTIVITY 2

THE PLAY, "JESUS CLEARS THE TEMPLE"

MATERIALS USED

For each student:

- costumes or props assigned for the play

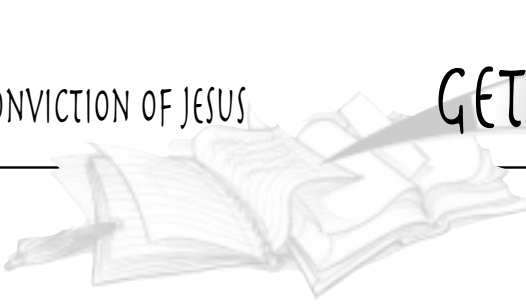
Reproducible Pages:

- Page C, several extra copies
- Page D, several extra copies

INSTRUCTIONS

1. During the activity time you will be performing the play that the students began to practice during the last class.
2. Pass out a copy of the play to those who were not at the last class. Everyone should have brought their own copy of the play.
3. Identify who was given each of the roles.
4. Have the students bring out whatever props may have been assigned during the last class. Some students should have brought costumes with them for the various roles they have been assigned.
5. The teachers must act as the directors of the play. Show each student where to stand and when to come "on stage." Walk through the play slowly at first, with the teachers involved in helping the students to say their lines with feeling. Show the different characters what they should be doing when Jesus begins to turn the table over and pour out the money.
6. When you feel like the class is ready, set the stage and have the final performance of the play, using all of the props and costumes.





SCRIPTURE MEMORY

Psalms 69:9

Zeal for your house will consume me.

MATERIALS USED

Reproducible Pages:

- Page E, several extra copies

INSTRUCTIONS

1. Ask the students if anyone can recite the memory scripture for this week.
2. After several have quoted the verse, recite it together as a class two or three times.
3. Hand out copies of Reproducible Page E to those students who don't already have it and for visiting students.

WEEKLY CHALLENGE AND SNACK TIME

If your students bring a snack, allow them to eat it while you remind them of the challenge for the week.

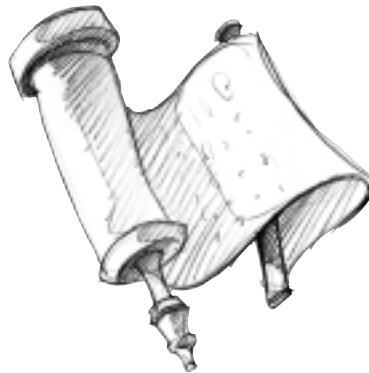
(The students picked one area of their lives in which they would take a stand that might be unpopular, and then they were to act on it.)

Ask the students how they are doing with their challenge. Help the students work through any difficulties or concerns about the assignment. Give ideas on how to overcome fears, being sure to remind them that prayer is their best weapon against fear!

Encourage the students with experiences from your own life, and remind them that you are praying for their success. Remind them also to be keeping up with their daily quiet times.

CONCLUSION

End the class with a prayer.



CODE BREAKER

A 26	B 25	C 24	D 23	E 22	F 21	G 20	H 19	I 18	J 17	K 16	L 15	M 14
N 13	O 12	P 11	Q 10	R 9	S 8	T 7	U 6	V 5	W 4	X 3	Y 2	Z 1

21 12 9 1 22 26 15 21 12 9 2 12 6 9
 19 12 6 8 22 24 12 13 8 6 14 22 8
 14 22 ' 26 13 23 7 19 22
 18 13 8 6 15 7 8 12 21 7 19 12 8 22
 4 19 12 18 13 8 6 15 7 2 12 6
 21 26 15 15 12 13 14 22 11 8 26 15 14 **69:9**



Look up "zeal" in the dictionary. What does the word mean?

Name three professional sports figures that you think are zealous for their sport.

1. _____
2. _____
3. _____

How do you know that they are zealous? How can you tell? _____

"WOE TO ME IF I DO NOT PREACH"

*Yet when I preach the gospel, I cannot boast, for I am compelled to preach.
Woe to me if I do not preach the gospel!
(1 Corinthians 9:16)*

Paul was obligated both by a deep sense of gratitude to God and by a knowledge of what the gospel would do for others. Even looking through self-righteous eyes, Paul had seen so much hypocrisy and ungodliness in the world around him. But when God made it all plain to him, he not only saw his own sin, but he realized that he had never helped anyone who was lost to overcome their sin. Not until he heard the gospel of Jesus did he understand God's love and his desire to see everyone saved and come to a knowledge of the truth.

Do we have Paul's heart? We will if we are grateful for our salvation. I remember when I was baptized. I wanted to tell my old friends, people I met and, most of all, the people I loved more than anyone (my family) about Jesus. Even when they did not understand or agree, I wanted to somehow let them know who God was and what he had done for me. You see, in my family I was the one you would least expect to become a Christian. My former life was so filled with the obvious acts of the sinful nature that when I was baptized people were amazed. When I won the "Most-Changed Award" at my ten-year high school reunion (after being the *only one* nominated), the principal led everyone in a standing ovation. Because of the power of the gospel working in my life, I have seen the need for others to find God's power.

The amazing thing is how God blesses us as we sacrifice for him. When I moved to Jamaica, I rarely ate or liked foods that were spicy and hot. Jamaicans love spicy food. Everywhere I went they offered me spicy food. Like a good disciple, I denied my taste buds and ate right along with them, tears running down my cheeks from the hot pepper, but wearing a smile and saying it was delicious. During my time in Jamaica, I got to the point where I did not like my food unless it was spicy-hot! Even now I dream about "jerk chicken," which became one of my favorites.

But there is one blessing that comes from preaching the good news that is greater than all the others. We know that we have prepared people for eternal life. Recently, in the South Central ministry of the Boston Church, a twenty-four-year-old outstanding athlete named Rodney was brought to Christ. The father of two young boys, he was playing basketball when he was met by one of the brothers. He was desperately hurting and far from God. He studied the Bible and within a few weeks, God radically changed his life and marriage. Two weeks after his baptism, while playing in another pick-up game, Rodney collapsed from a heart attack and died. After the initial shock of the news, all of us were filled with joy to know Rodney was headed for "home." No one knew Rodney had a single health problem. What if the brother had not shared with him that day on the court?

Rodney will always be a reminder of our need to preach the gospel urgently, without hesitation! Seeing God rescue and transform someone's life before your very eyes is inspirational. Knowing that their response brings eternal life is remarkable! It is here that we share in the blessing of the gospel.

(Excerpted from an article by Jimmy Rogers in *The Mission*, DPI, 1994)

JESUS CLEARS THE TEMPLE

John 2:13-17

Characters:

Jesus	Peter
James	John
Money Changer 1	Money Changer 2
Money Changer 3	Israelites
Narrator	

Props:

1. Some cords that can be tied together into a "whip"
2. Three tables (one should be a light-weight card table)
3. Baskets with fake money on each of the tables
4. Costumes for the characters (be imaginative)



SCENE ONE

NARRATOR: "Jesus and his disciples leave Capernaum and decide to visit Jerusalem. It was the time of the Passover and many people came to visit Jerusalem and see the Temple of the Lord. The disciples were excited to be with Jesus as they entered Jerusalem."

(Jesus and three disciples enter the room.)

PETER: "Aren't you excited about going to Jerusalem to see the Temple, John?"

JOHN: "I sure am. There will be so many people here from out of town."

JAMES: *(to Jesus)* "Jesus, do you think the people will be open to your message? How will the people respond when you start preaching?"

JESUS: "There are many people who don't understand my message, James. They just don't seem to realize how holy the Father is, and how important it is to treat the Father with respect."

(Jesus, Peter, James and John exit.)

SCENE TWO

(Scene opens with three "money changers" sitting at their tables in the temple area. Around them are other Israelites looking at their tables.)

(Jesus, Peter, James and John enter the temple. Jesus starts looking around and then moves off to the side and begins to make a whip out of cords. The disciples don't see exactly what he is doing.)

PETER: *(to James and John)* "Can you believe what is going on here, guys? Look at all the marketers selling their goods right here in the temple!"

JAMES: "What do you think we ought to do? This is just not right for people to be doing this!"

JOHN: "I don't know what we ought to do. Where is Jesus? He will know what to do."

(Peter, James and John look around and finally see Jesus as he approaches one of the tables.)

JESUS: *(to the men sitting at one of the tables)* "What is the meaning of all of this? Why are all these sheep, cattle and doves right here in the temple area? Doesn't the temple of God mean anything to any of you?"

MONEY CHANGER 1: "Who do you think you are, anyway? Who are you to tell us what we can do?"

MONEY CHANGER 2: "Yeah, we're just trying to make a living. Why should it matter that we are doing it here in the temple?"

MONEY CHANGER 3: "No one else has ever complained about it. Why are you making trouble for us now? Why don't you just leave well-enough alone?"

JESUS: *(Jesus walks over to one of the tables. With the whip he begins to drive out the animals and then scatters the coins on one of the tables and turns the table over. The money changers look shocked and begin to run out of the temple as Jesus is talking. The Israelites look on in amazement.)* "Get these animals out of here. They have no place in God's place of worship. How dare you turn my Father's house into a market!"

PETER: *(to James and John while Jesus surveys the situation)* "Look how zealous for God Jesus is! He was not afraid to stand up to these evil people."

JOHN: "Remember in the Psalms where it said 'Zeal for your house will consume me'? Jesus is just like that!"

JAMES: "Well, we wondered what Jesus would do. It is obvious that his zeal for God was greater than ours. He took action!"

(The disciples go over to Jesus and hug him. Then all of them walk out.)

SCRIPTURE MEMORY

Zeal for your house
will consume me.

PSALM 69:9

WEEKLY CHALLENGE

Make a commitment to take a stand this week
for something that is right. Be ready
to share a victory in the next class.

“Get these out of here!
How dare you turn my Father’s
house into a market!”

John 2:16