

PROPHECIES FULFILLED

LESSON TEXT

Ezekiel 26:1-2

LESSON OBJECTIVES

- The students will identify two fulfilled prophecies in the Bible.
- The students will discuss why fulfilled prophecy is a proof of the Bible's inspiration.
- The students will identify a promise that has been fulfilled in their lives.

MATERIALS NEEDED

For the teacher:

- 24 3"x5" index cards
- marker
- pens and pencils
- paper
- tape
- 4 blindfolds
- 4 deep plastic bowls
- 8 cups uncooked white rice
- plastic measuring cup
- globe or map of the world
- 1 copy of "Good News from the Kingdom"

Reproducible Pages:

- Page A, 1 copy for the teacher
- Page B, 1 copy for each student

LESSON PLAN

Getting Ready

Faithful Instruction
 Teacher Focus
 Preclass Activity: Prophecies and Fulfillment
 Starting Up
 Welcome and Singing
 Opening Prayer
 Victories
 Good News from the Kingdom

Getting into God's Word

Scripture Study
 Activity: A Single Grain of Rice

Getting It to Others


Scripture Memory: Isaiah 46:10
 Weekly Challenge and Snack Time
 Conclusion

SCRIPTURE MEMORY VERSE

I make known the end from the beginning,
 from ancient times, what is still to come.

I say: My purpose will stand,
 and I will do all that I please.

Isaiah 46:10



FAITHFUL INSTRUCTION

TEACHER FOCUS

Before preparing the lesson, read and meditate on Numbers 23:19, Isaiah 46:9-10 and 2 Peter 1:19-21. Focus on how God keeps his word and makes his purpose known through his prophets. What have you read in God's word that has been fulfilled in your life? Be prepared to share this with the class.

PRECLASS ACTIVITY

PROPHECIES AND FULFILLMENT

MATERIALS USED

For the teacher:

- 24 3"x5" index cards
- marker
- pen or pencil
- paper
- tape

Reproducible Pages:

- Page A, 1 copy for the teacher

INTRODUCTION

Using a game format, the students will try to match biblical prophecies and their fulfillment. They will quickly be exposed to twelve prophecy-fulfillment pairs, thus introducing them to this fascinating topic.

PREPARATION

1. Take twenty-four index cards and divide them into two sets of twelve. Mark the first set of cards P1 through P12 (that is, P1, P2, P3, etc.).
2. On the opposite side of each card, write one of the prophecies from the "Prophecies-Fulfillment" list.
3. Mark the second set of cards F1 through F12. On the other side of these cards, write the fulfillment of that prophecy and the number of points the card is worth.

INSTRUCTIONS

1. Place all the P cards (prophecy side face down) on the floor in two rows, and all of the F cards (fulfillment side face down) on the floor in two rows. (Alternatively, the cards can be taped to a blank wall.) Be sure the P cards do not directly match with the F cards, (i.e. P1 and F1).
2. As the students arrive, divide them into two groups, keeping the teams even.
3. Appoint a scorekeeper for both teams (only one person). Provide this person with a copy of Reproducible Page A (answer sheet), paper, pencil or pen.
4. The students in each team should take turns being the "reader."
5. Directed by the group, the reader of the first team will flip up a P card and read it aloud.
6. The group then guesses which F card will match it (similar to the game "Memory").
7. The reader then flips up the F card chosen, reads it aloud, and decides along with the rest of the team whether the guess is right or wrong. If the guess is right, the team receives the number of points the F card indicates; if it is wrong, it gets no points.
8. The scorekeeper records points earned by the teams.
9. Repeat the process for the second team, and alternate between the two teams until class is ready to begin or all the prophecies have been correctly matched.
10. Each time a team gets a match, it immediately gets another chance to choose.



STARTING UP

WELCOME AND SINGING

Call the students together in a circle. Welcome everyone by name, being sure to recognize anyone who is visiting. Let them know how glad you are to see them, and how much you looked forward to being with them. Sing a few great songs.

OPENING PRAYER

Who would like to say a prayer to start today's time together? Let a few students lead the prayer. Encourage the students to mention missing students, special church activities, illnesses, and to be especially thankful for the chance to be together.

VICTORIES

Take time to have the students share about the challenges they were given at the end of last week's class. *Did everyone complete their challenge? How did it go? What fears did you face as you met the challenge to put the lesson into practice? How did everyone do with having consistent quiet times?*

Praise and encourage all the students' efforts, especially noting any area of significant growth. Offer help and suggestions so they can have even more victories in the coming week.

GOOD NEWS FROM THE KINGDOM

MATERIALS USED

For the teacher:

- 1 copy of "Good News from the Kingdom"
- globe or map of the world

Now let's take a few minutes to share "Good News from the Kingdom." Be excited as you read about what is happening around the world. Have a globe or map ready, pointing out the location as you share.





SCRIPTURE STUDY

Who knows what a prophet is? (A prophet is a person whom God enables to foretell the future.) Today, we are going to look at the prophet Ezekiel. God spoke through Ezekiel about a city named Tyre. Turn your Bibles to Ezekiel 26 and let's read verses 1-21. While we read, let's be focusing on how specific God was in this prophecy. (You can read the passage or choose several students to read.)

What are some specific prophecies mentioned in this passage?

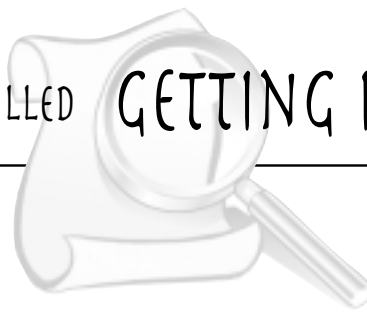
- Nebuchadnezzar, King of Babylon, will destroy the mainland of Tyre. (v. 8)
- Many nations will rise against Tyre. (v. 3)
- The Lord will make Tyre a bare rock. (v. 4)
- Fishermen will spread their nets over the site. (v. 5)
- Debris will be thrown into the water. (v. 12)
- Tyre will never be rebuilt. (v. 14)
- It will never again be found. (v. 21)

How specific do you think God was about the destruction of Tyre? By reading this passage, do you think you have a pretty good idea what is going to take place? This prediction was written between 592 and 570 B.C. (more than 2,500 years ago). Three years later, the fulfillment of this prophecy began: Nebuchadnezzar surrounded and attacked the mainland part of the city. The battle went on for thirteen years until the Babylonians broke down the walls and tore down the city. Many people of Tyre escaped. Thus Ezekiel's prophecy was not completely fulfilled yet, although Nebuchadnezzar had conquered the city.

Alexander the Great wanted to capture the island city two hundred and fifty years later, but there was a half-mile distance between the mainland Tyre and the island of Tyre. How do you think his army bridged the distance? What do you think they did with the ruins? The army took the ruins from the mainland and dumped them into the ocean, making a walkway leading out to the island. To the walkway, they added wood, dust and rock, forming a road for the army to travel on and attack the island. Now they were able to complete the job of fully destroying Tyre.

For 2,000 years, fishermen have used the location of ancient Tyre as a place to cast their nets. It took approximately 266 years for the prophecy to be fulfilled, but it was fulfilled word for word!





ACTIVITY

A SINGLE GRAIN OF RICE

INTRODUCTION

The purpose of this activity is to show the students how difficult it is for man alone to make accurate predictions about the future.


MATERIALS USED

For the teacher:

- 8 cups uncooked white rice
- 4 blindfolds
- marker
- 4 deep plastic bowls
- plastic measuring cup

PREPARATION

1. Put two cups of rice into each of the bowls.
2. Take four grains of rice (one grain for each bowl) and color them with a marker.
3. Keep these grains separate from the rest of the rice.



INSTRUCTIONS

1. Divide the class into four groups. Each group will have a bowl. Give the students a minute to choose someone to blindfold and someone to be a counter.
2. Hold up a colored grain of rice. *I am going to put a single colored grain of rice into each bowl. The blindfolded member from each team will then predict how many tries it will take them to choose the grain of colored rice. You may take only one grain from the bowl on each try. Do not scoop handfuls of rice. No more than fifteen tries per person, please.*
3. As the students watch, bury the four grains of colored rice in the bowls. At your signal, the four blindfolded students will search for the rice. A designated counter from each group will count the attempts and record if the colored grain is chosen.
4. After each student has tried, have another student from the team put on the blindfold and search for the rice. The activity ends when all students have had a chance to find the colored grain of rice.

How hard was it to find the single colored grain of rice? (nearly impossible!) Why was it so difficult? Did anyone find the rice in the predicted number of tries? It would be even harder than this to predict the future without God. If Ezekiel had not been inspired by God, the chances of the seven prophecies previously mentioned about Tyre being fulfilled would have been 1 in 75 million!

If you have time, bring up Daniel's interpretation of King Nebuchadnezzar's dream recorded in Daniel 2. The king asked the wise men of Babylon to interpret a dream that troubled him. They could not, so the king ordered all of the wise men in the kingdom to be executed, including Daniel and his friends. However, because Daniel prayed for wisdom, God gave him a vision about future events, which enabled him to interpret the king's dream. Daniel did not do it by himself; he knew only God could give the answer to him. All the things Daniel foretold about the future came true!



SCRIPTURE MEMORY

Isaiah 46:10

I make known the end from the beginning,
from ancient times, what is still to come.
I say: My purpose will stand,
and I will do all that I please.

MATERIALS USED

Reproducible pages:

- Page B, 1 copy for each student

INSTRUCTIONS

1. Have the students stand in a circle.
2. Have the first student say the first word of the verse, the second student the second word, etc., until all students have said a word.
3. Continue in this manner, seeing how quickly the class can memorize the verse.
4. Give each student a copy of Reproducible Page B (Scripture Memory Verse) to help them remember the verse throughout the week.

WEEKLY CHALLENGE AND SNACK TIME

If your students bring a snack, allow them to eat it while you explain to them the challenge for the week.

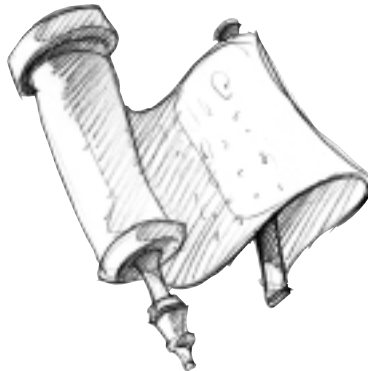
Discuss how the phenomenon of fulfilled prophecies gives solid proof to the inspiration of the Bible. *How would you respond to someone who said, "The Bible couldn't be from God. It was written by men!"* (Allow time for discussion.)

Share with the students an example of how something in God's word has been fulfilled in your life. Be sure to share with enthusiasm and conviction.

The challenge for the students will be to share with a family member what they have learned about fulfilled prophecy. Suggest quizzing their parents on their knowledge of this topic, and working with their parents to plan a devotional to show how God's word has been fulfilled through different family members.

CONCLUSION

End the class with a prayer.



PROPHECIES FULFILLED

LESSON TEXT

Ezekiel 26:1-2

LESSON OBJECTIVES

- The students will identify two fulfilled prophecies in the Bible.
- The students will discuss why fulfilled prophecy is a proof of the Bible's inspiration.
- The students will identify a promise that has been fulfilled in their lives.

MATERIALS NEEDED

For each student:

- lined notebook paper
- pen or pencil
- light-colored construction paper

For the teacher:

- tape
- beach ball or sponge ball
- scissors
- marker

Reproducible Pages:

- Page C, 1 copy for the teacher

LESSON PLAN

Getting Ready

Faithful Instruction
Teacher Focus
Preclass Activity: Predictions
Starting Up
Welcome and Singing
Opening Prayer
Great News Sharing

Getting into God's Word

Activity: Beach Ball Bible Bowl

Getting It to Others


Scripture Memory: Isaiah 46:10
Weekly Challenge and Snack Time
Conclusion

SCRIPTURE MEMORY VERSE

I make known the end from the beginning,
from ancient times, what is still to come.

I say: My purpose will stand,
and I will do all that I please.

Isaiah 46:10



FAITHFUL INSTRUCTION

TEACHER FOCUS

Pray before preparing the lesson. Read and meditate on Ezekiel 26:1-2. Focus on all of the specifics that are mentioned in this prophecy alone. Why do you think God was so specific in making his prophecies? Think of some times in your life when God was specific in his will for you. Always remember that God does not do this for his own benefit but for the benefit of his children, so we will learn to rely totally on him.

PRECLASS ACTIVITY

PREDICTIONS


MATERIALS USED

For each student:

- lined notebook paper
- pen or pencil

INSTRUCTIONS

1. As the students arrive, hand them each a sheet of paper and a pen or pencil.
2. Instruct the students to write down three risky, specific predictions of some things they think will happen in the next six months.
3. Predictions should be possible, but still very unlikely to happen. For instance, "I predict that I will be another year older" or "I predict that I will move on to the next grade level" are not considered risky predictions. Some good examples of specific and risky predictions would be, "I predict a cure for AIDS will be discovered by a medical student in Brazil" or "I predict that there will be a huge drought that will dry up the entire Atlantic Ocean."
4. Be sure the students work independently and are very specific in making their predictions.
5. After all students have arrived and have had an opportunity to write at least one prediction, call on students to share their responses and discuss the likelihood of any of them transpiring.



STARTING UP

WELCOME AND SINGING

Call the students together in a circle. Welcome everyone by name, being sure to recognize anyone who is visiting. Let them know how glad you are to see them, and how much you looked forward to being with them. Sing a few great songs.

OPENING PRAYER

Who would like to say a prayer to start today's time together? Let a few students lead the prayer. Encourage the students to mention missing students, special church activities, illnesses, and to be especially thankful for the chance to be together.

GREAT NEWS SHARING

Allow several minutes for the students to share great news about their lives. This could be about a family member who became a disciple, someone healed from an illness, someone studying the Bible, great grades, etc. Remind the students to be brief so that as many as possible can share.





ACTIVITY

BEACH BALL BIBLE BOWL

Using this game, students will review the specifics about the prophecy of Tyre which was discussed in their previous class. There is a list of thirty questions provided, each of them with a "point allowance." The questions consist of a review of the lesson from the last class, questions about their memory verse and general non-biblical trivia. (If some of these questions seem too difficult for your students, feel free to change them and add some of your own questions. For example: popular music, sports and famous people are great topics for questions.)

MATERIALS USED

For each student:

- light-colored construction paper

For the teacher:

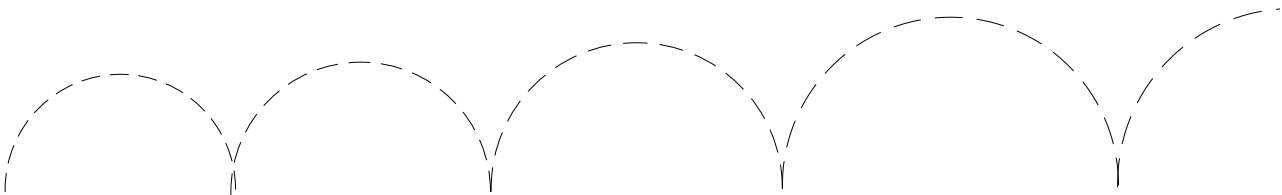
- tape
- beach ball or sponge ball
- marker
- scissors

Reproducible Pages:

- Page C, 1 copy for the teacher

PREPARATION

1. Cut pieces of construction paper measuring approximately 8½" x 5½"
2. Be sure you have one sheet of paper for every student.
3. On one side of the construction paper, write one of the questions (taken from "Game Questions" sheet—Reproducible Page C). On the opposite side, write the corresponding point allowance. The point allowances range from ten (the easiest) to fifty (the most difficult). Do not write the answers on the construction paper.

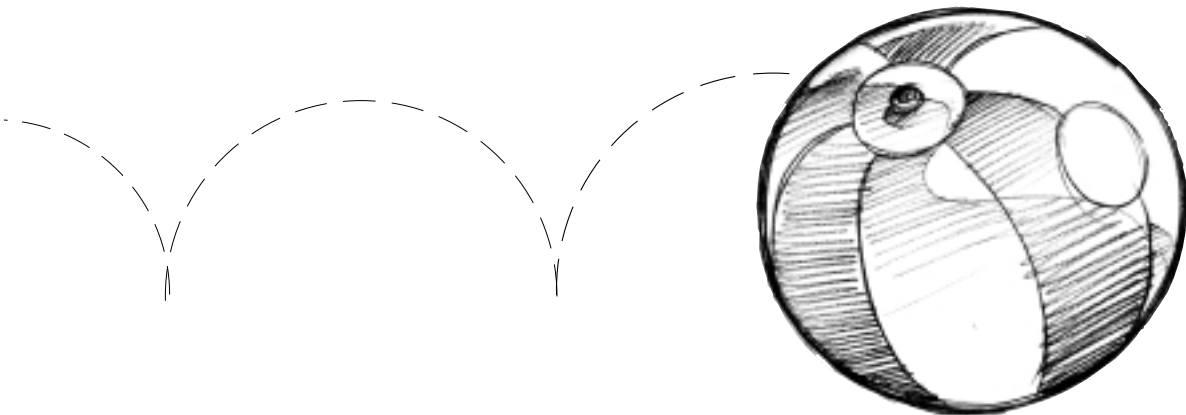




INSTRUCTIONS

We are going to play a trivia game. Each member of your team will have a trivia question attached to them with the point value facing outward. The two teams will face each other, and using the ball provided (a beach ball or sponge ball), will try to hit someone on the other team. Remember to position your team to protect the higher point questions.

1. Divide the class into two teams.
2. Distribute the questions you wrote, ensuring that each team gets the same amount of points.
3. Tape the questions to the students (point side facing out), and allow them to get into position.
4. A student from the starting team (Team A) will throw the ball until he hits a player from the opposing team (Team B), using up to three tries.
5. The person who gets hit will read their question to Team A. The teams' players will work together as a group to answer the question.
6. If Team A answers correctly, record the points scored. Allow the team to take another turn, having a new team member throw the ball. (As long as Team A answers correctly, the team will continue to take a turn.)
7. If, however, Team A answers incorrectly or fails to give an answer, Team B will have the opportunity to answer the same question and to get the points for a correct answer. Regardless of whether Team B answers correctly or not, it will then be Team B's turn to throw the ball.
8. The team that accumulates the most points wins.
9. Please note that during the game, as players are hit and their questions are answered correctly, they will need to move to the back of their team. Although no longer a target for the opposing team, those players will be able to help their own team answer questions.
10. Before the end of class, pull the students back together to discuss the facts learned in the game and to present the winners.



SCRIPTURE MEMORY

Isaiah 46:10

I make known the end from the beginning,
from ancient times, what is still to come.
I say: My purpose will stand,
and I will do all that I please.

MATERIALS USED

Reproducible Pages:

- Page B, several extra copies (for visiting students)

INSTRUCTIONS

1. Ask the students if anyone can recite the memory scripture for this week.
2. After several have quoted the verse, recite it together as a class two or three times.
3. Hand out copies of Reproducible Page B to those students who don't already have it.

WEEKLY CHALLENGE AND SNACK TIME

If your students bring a snack, allow them to eat it while you remind them of the challenge for the week.

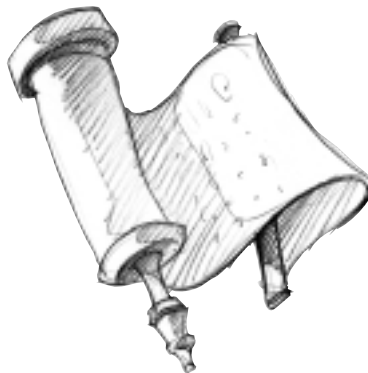
(The students were challenged to share the lesson on Bible prophecies with a family member, and to quiz them on their knowledge of the subject. They were also to try to initiate a family devotional that focused on how God's word has been fulfilled in their families.)

Discuss any fears or obstacles the students have encountered in carrying out the challenge this week. Give ideas on how to overcome the fears, being sure to remind them that prayer is their best weapon against fear! Encourage the students with experiences from your own life, and remind them that you are praying for their success. Remind them also to be keeping up with their daily quiet times.

Encourage those who have already completed the challenge and have them share their stories with the others. Give the remaining students some pointers on how to discuss the topics, and possibly help them arrive at some trivia questions to ask their family members.

CONCLUSION

End the class with a prayer.



"PROPHECIES - FULFILLMENT" GAME



- P - God told Abraham that his descendants would be as numerous as the stars.
F - Christians are numbered among Abraham's descendants! (10 points)
- P - Moses told Pharaoh that God would send plagues to punish him for not letting the Israelites go.
F - There were ten plagues—including one of frogs and one of darkness. (20 points)
- P - After the Israelites doubted they could go into the Promised Land, the Lord said that no adults except Caleb and Joshua would enter it.
F - Joshua led the Israelites into the Promised Land and Caleb went with him. No one else from their generation did. (30 points)
- P - The Lord said through numerous prophets that if his people continued to disobey him, he would send them far away from their homeland.
F - Assyria and Babylon carried Israel and Judah into exile. (20 points)
- P - Jeremiah said that if the people returned to God, their land would be restored to them.
F - Ezra and Nehemiah were two leaders who brought Israel back to rebuild Jerusalem. (10 points)
- P - Jesus predicted that not even one stone of the temple would be left on top of another.
F - The temple was completely destroyed in 70 A.D. (30 points)
- P - Revelation speaks of "Babylon the Great," saying that it would be destroyed.
F - The Roman Empire, a huge kingdom, eventually fell in the 5th century A.D. (20 points)
- P - Zechariah said that Israel would look on "the one they have pierced."
F - On the cross, Jesus' side was pierced. (30 points)
- P - Micah said that a ruler of Israel would come out of Bethlehem.
F - Jesus was born in Bethlehem. (10 points)
- P - Isaiah stated that the Lord's servant would be silent when he was oppressed and afflicted.
F - Jesus was silent when he was accused by the high priest. (30 points)
- P - Malachi said that someone would prepare the way for the Lord.
F - John the Baptist was the forerunner of Jesus. (10 points)
- P - Hosea speaks of the Lord calling his son out of Egypt.
F - In order to escape Herod, Joseph took Mary and Jesus to Egypt. When Herod died, however, the family left Egypt and returned to their home. (20 points)

SCRIPTURE MEMORY

I make known the end from the beginning,
from ancient times, what is still to come.
I say: My purpose will stand,
and I will do all that I please.

ISAIAH 46:10

WEEKLY CHALLENGE

Share with a family member what you have
learned about fulfilled prophecy.

(Suggestion: Quiz your parents on their knowledge of this topic
and work with them to plan a family devotional on it.)

GAME QUESTIONS

QUESTIONS	POINTS
What was the name of the city that was destroyed? (Tyre)	10
Was the prophecy fulfilled by Nebuchadnezzar? (no, by Alexander the Great)	10
Why were the ruins of the destroyed city thrown into the ocean? (to make a bridge)	10
(True/False) You have the best teacher. (should be true!)	10
What is the chemical formula for water? (H ₂ O)	10
For ten points each, name four kinds of natural disasters. (flood, typhoon, hurricane, tornado, fire, earthquake, tidal wave, mud slide, avalanche, blizzard and sinkhole)	10-40
Who, by definition, is a prophet? (one who proclaims and interprets a divine message from God)	20
(True/False) This prediction (Ezekiel 16:1-2) was written between 592-570 BC. (True)	20
Recite your memory verse. (Isaiah 46:10)	20
Who was the Roman Emperor when Jesus was born: Nero or Caesar Augustus? (Caesar Augustus)	20
Which of the following does not come from an animal or plant: silk, cotton, polyester or wool? (polyester)	20
What color is sapphire? (blue)	20
Who destroyed the mainland of Tyre? (Nebuchadnezzar)	30
How long was it from the time when Nebuchadnezzar attacked the city to when he destroyed the walls? (thirteen years)	30
How long after the prophecy did Nebuchadnezzar attack? (three years)	30
Recite the memory verse from last week. (1 Timothy 4:16)	30
Is the Gobi desert in Asia, Africa or South America? (Asia)	30
What day of the week is the Sabbath Day for the Jews? (sundown Friday to sundown Saturday)	30
What was the name of the prophet who spoke about the city that was to be destroyed? (Ezekiel)	40
In which book and chapter can we find the prophecy about Tyre? (Ezekiel 26)	40
What was the distance between the mainland and the island of Tyre? (half a mile)	40
Name the continents that begin with the letter "A." (10 points each) (Asia, Africa, Australia, Antarctica)	40
Which city will host the 2000 summer Olympics? (Sydney, Australia)	40
In which European city can you go to the top of the Eiffel Tower? (Paris)	40
How long did it take for the prophecy about Tyre to be completely fulfilled? (266 years)	50
During the French Revolution, which device cut off peoples' heads? (The Guillotine)	50
What country does apple strudel come from? (Germany)	50
In Ancient Greece, did Acropolis mean "high city" or "Temple of the Gods"? (High City)	50
What determines our hair color, eye color and height? (heredity or genes)	50