

# I Can Obey

## Lesson Objectives

- The children will sing about the wise and foolish builders.
- The children will state that they want to be like the wise builder.
- The children will role play being a wise builder.

## Bible Story Text

Matthew 7:24-27

## Bible Truth

God takes care of me.  
(Matthew 6:33)

## Lesson Plan

Greeting and Registration

Preclass Activity: Preclass Centers

Welcome and Singing

Centers:

Bible Story: The Wise Builder

Life Application: Wise and Foolish Pigs

Craft: Wise and Foolish Builders

NOTE: Be sure to allow sufficient time for a snack.



# I Can Obey

## Preclass Centers

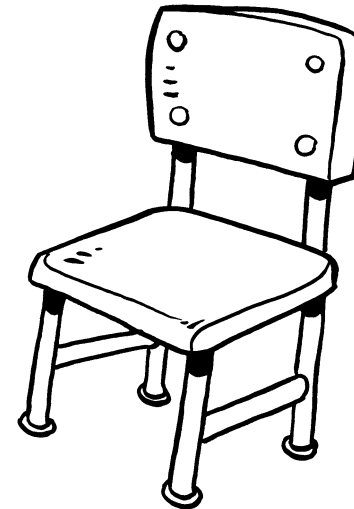

As the children arrive, guide them to a preclass center. Have no more than six children at each center.

### Materials

Use the materials previously selected for this unit's preclass centers.

### Preparation

1. Be sure to check the condition of the materials selected for this unit's preclass centers prior to set up. Replace any broken toys, or puzzles with missing pieces as necessary.
2. Set up the centers before the children come into the classroom.
3. Assign a teacher to each center and have the teachers stay in those centers until the singing begins.



### Instructions

Guide the play in each center reinforcing the unit theme.

### Teacher Tips

- **IMPORTANT:** Do not allow any small toys in the classroom. First check all toys for size. You can obtain a "safety cylinder" from a pediatrician. Any object that can fit into the cylinder is too small and could cause a child to choke.
- Be involved in the group play and offer guidance as needed.
- Wear comfortable clothes suitable for sitting on the floor.
- Smile! Be childlike in heart and alert in mind.

# I Can Obey

## The Wise Builder

The children will learn about the difference between the wise and foolish builders.

### Bible Story Text

Matthew 7:24-27

### Materials

For the teacher:

- Bible
- large plastic dishpan
- 1 brick
- sand
- blow dryer
- spray bottle
- 1" Velcro square, both sides
- wise and foolish builder from the Unit 21 Lesson 3, Bible Story
- "house" from the Unit 21 Lesson 3, Bible Story
- tape

### Preparation

1. Place the sand in the plastic dishpan and water in the spray bottle before the children arrive.
2. Test the house with the blow dryer by attaching the house to the brick and blowing it with the dryer to be sure that it will not fall over.

### The House

Sit on the floor with the children. Show the children the brick. *This is a brick. It's a kind of rock.* Allow each child to feel how heavy and hard the rock is. Ask each child: *Is the rock soft or hard?* (hard) *Is it light or heavy?* (heavy)

Show the children the sand. Have them feel it and pick up a small amount. *This is sand. Is sand hard or soft?* (soft) *Is it light or heavy?* (light)

Show the children the wise builder. *This man wanted to build a house. He worked hard and built his house on the rock.* Tape the wise builder onto the rock. Show the children the foolish builder. *This man wanted to build a house too, but he was foolish and decided to build his house on sand.* Tape the foolish builder to the side of the dishpan.

Open the Bible. *Jesus once told a story about these two builders. He said that one day, after the wise builder and the foolish builder had finished their houses, a big storm came.* Place the house on the brick so that the Velcro pieces are together. Spray the house with water. *It rained on the house and it did not fall over.* Turn on the blow dryer and blow on the house. *The wind blew on the house and it did not blow over. The house was strong in the storm because it was built on the rock.*

*When the storm got to the foolish man's house, remove the house from the brick and place it in the sand, it rained on the house. Spray the house with water. And the wind blew on the house. Blow on the house with the dryer so that it falls over. And the house fell over!*

*Jesus said that we should not be like the foolish man. He wants us to be like the wise man. Jesus said that the wise man listened to the Bible and did what it said, he obeyed the Bible. He said that the foolish man didn't listen to the Bible. He did what he wanted to do, and because he did not obey the Bible, his house fell over.*

*Do you want to be wise or do you want to be foolish? Yes, we want to be wise. Let's all be wise and do what the Bible says. Then we will be happy! The Bible teaches us how to live and be happy.*

### Conclusion

Ask the children the following questions to review the story:

- Did the wise man obey the Bible? (yes)
  - Did the foolish man obey the Bible? (no)
  - What happened to the wise man's house? (it stood strong)
  - What happened to the foolish man's house? (it blew down)
  - Do you want to be a wise man or a foolish man? (wise)
- As time allows sing "The Wise Man Built His House Upon the Rock," "The B-I-B-L-E" and "Building Up the Kingdom" from the Unit 21 Song Sheet.

### Teacher Tips

- Be sure the cord to the blow dryer will reach an electrical outlet near the Bible Story Center. Use an extension cord if necessary.
- Be very careful that children do not touch the cord or the blow dryer.
- Help the children to handle the brick safely.



# I Can Obey



# I Can Obey

## The Wise and Foolish Pigs

The children will enjoy the familiar children's story of the three pigs with a biblical twist.

### Bible Truth

God takes care of me.  
(Matthew 6:33)

### Materials

For the teacher:

- Bible
- felt board
- felt board figures from the Unit 21 Lesson 3, Life Application
- tape
- piece of straw or long grass
- stick (not sharp)
- brick

### Preparation

1. Place a rolled piece of tape on the back of each figure.
2. Familiarize yourself with the story so that you can tell it instead of "reading" it to the children.

### Instructions

Today our story is called the "Wise and Foolish Pigs." Let's see what the pigs learn that makes them wise!

Place the pigs on the felt board. *Once upon a time there were three little pigs, Susie, Sammy and Seymour. They loved to go outside and play! Place the ball on the felt board. They loved to kick and throw their ball. Attach the wolf. But sometimes playing ball was not fun because of a mean friend who lived down the street named Bully. He would take their ball, and run away with it. Stick the ball on the wolf and have him run away. Then he would hide it, and they could not find it! This made Susie cry. It made Sammy cry, too. It made Seymour really mad.*

*One day they decided they wanted to build a clubhouse. No one mean would be allowed into their clubhouse! "What should we use to build our clubhouse?" they wondered. "I know!" said Susie. "Let's build it out of straw." "No," said Seymour. "Remember the story from Bible class about the wise and foolish builders? If we build it out of straw, it will not be strong enough." Pass around the piece of*

*straw. "It will be okay," said Susie and Sammy. "Straw is easier to build with than bricks."*

*Place the straw house on the felt board on top of the pigs. So they built their clubhouse out of straw and were inside playing. Then, who knocked on the door but Bully! Put Bully beside the house as if he is knocking on the door. "Let me in," he said. "Will you be nice?" they asked. "No!" said Bully. "Then you cannot come in," said the pigs. "Then I will huff and puff and blow down this house of straw," said Bully. And he huffed and he puffed and he blew down their clubhouse! Have the children blow with you. Remove the house. Then he chased them, and pushed them. Susie cried. Sammy cried. Seymour got mad. Bully laughed and went home. Remove the wolf.*

*The next day the three pigs decided to build another clubhouse. This time they would build it stronger so that no one mean could get in. "What should we use to build it?" they wondered. "I know!" said Sammy. "Let's build it out of sticks." "No," said Seymour. "Remember the story from Bible class about the wise and foolish builders? If we build it out of sticks, it will not be strong enough." Pass around the stick. "It will be okay," said Susie and Sammy. "Sticks are a lot easier to build with than bricks."*

*Put the stick house on the felt board on top of the pigs. They built their clubhouse out of sticks and were inside playing. Attach the wolf. Then Bully knocked on the door! "Let me in," he said. "Will you be nice?" they asked. "No!" said Bully. "Then you cannot come in," said the pigs. "Then I will huff and puff and blow down this house of sticks," said Bully. And he huffed, and he puffed, and he blew down their clubhouse! Have the children blow with you. Remove the house. Then he chased them, and pushed them. Susie cried. Sammy cried. Seymour got mad. Bully laughed and went home. Remove the wolf.*

*The next day the three pigs decided to build one more clubhouse. This time they would listen to Seymour and they would build it really strong so that no one mean could get in. "I don't care how hard it is, this time we will build it with bricks," said Seymour. "Remember the story of the wise and foolish builders from Bible class? If we build our clubhouse out of bricks just like the wise builder did, it will be very strong." Carefully pass around the brick.*

# I Can Obey

Put the brick house on the felt board on top of the pigs. *They built their clubhouse out of bricks and were inside playing. And Bully knocked at the door. Attach the wolf. "Let me in," he said. "Will you be nice?" they said. What do you think he said? He said, "No!" Then what do you think the three pigs said? They said, "Then you cannot come in." "Then I will huff and puff and blow down this brick house," said Bully. "You can try it if you want to," said Seymour, "but you will not be able to blow down this strong brick house." Bully huffed, and he puffed, and he huffed, and he puffed some more, have the children blow with you, but he could not blow down their clubhouse!*

*Susie, Sammy and Seymour cheered! "Yeah," they said. "We will never forget our Bible story again! Bricks are heavy, and they take more time to build with, but it is worth it to have a good, strong house that nothing can blow away!"*

*But then they heard something and they stopped cheering. Bully was crying. Seymour opened the door. "Bully, what is wrong?" he asked. "I am sorry for being mean. Can I come in and play if I promise to be nice?" said Bully. "Yes, we forgive you," said the pigs. And they all played nicely together all day long!*



### Bible Truth Activity

Open the Bible. *The Bible says, "God takes care of me." Can you say that? God takes care of me. What did Susie, Sammy and Seymour learn? They learned that they needed to remember their Bible story. When we follow the Bible, we are building our life on a rock, and we will be strong and happy!*

Sing "The Wise Man Built His House" from the Unit 21 Song Sheet.

### Conclusion

*Let's talk to God. Dear God, thank you for loving us and caring for us all the time. Thank you for teaching us how to be wise builders. We love you! In Jesus' name we pray. Amen.*

*Who are you going to tell about Bible class today? What are you going to tell them?*

### Teacher Tips

- For 2's, shorten and simplify the story as needed.
- Be sure not to "read" the story to the children or you will have too much to do at once and will lose their attention.

# Craft

## I Can Obey Wise and Foolish Builders

This craft will remind the children to follow what God says and be like the wise man who built his house on the rock.

### Materials

For each child:

- 1 piece of bright-colored construction paper, 9" x 12"
- 1 piece of brick (or marble) designed contact paper, 2" x 3"
- 1 piece of sandpaper 2" x 3"
- glue stick
- crayons

For the teacher:

- scissors
- glue
- marker

Reproducible Pages:

- Page A, 1 copy for each child

### Preparation

1. Cut out the two houses from the copies of Reproducible Page A.
2. Prepare each sheet of construction paper as follows, see Figure A:
  - A. Write "The wise and foolish builders, Matthew 7:24" across the bottom.
  - B. Cut and glue a 2" x 3" piece of sand paper on the bottom right side of the paper.
3. Cut a 2" x 3" piece of contact paper for each child.
4. Make a model of the craft.

### Instructions


1. Show the children the model of the craft. Read the words on the bottom of the page to them. *We are going to make the wise man's house and the foolish man's house to remind us to be wise and to obey the Bible!*
2. Give each child a prepared sheet of construction paper and have them glue the foolish man's house right above the sandpaper. *What did the foolish man build his house on? Sand!*
3. Give each child a piece of brick contact paper to glue on the left side of the paper. See Figure B.
4. Give each child a wise man's house to glue right above the bricks. *What did the wise man build his house on? Rock!*
5. Ask each child, "Do you want to be like the wise man?" and write their name on the wise man's house.

### Conclusion

Sing "The Wise Man Built His House" from the Unit 21 Song Sheet, as time allows.

### Teacher Tips

- If you do not have contact paper use red construction paper and draw lines on it with a black marker to make it look like bricks.



# I Can Obey

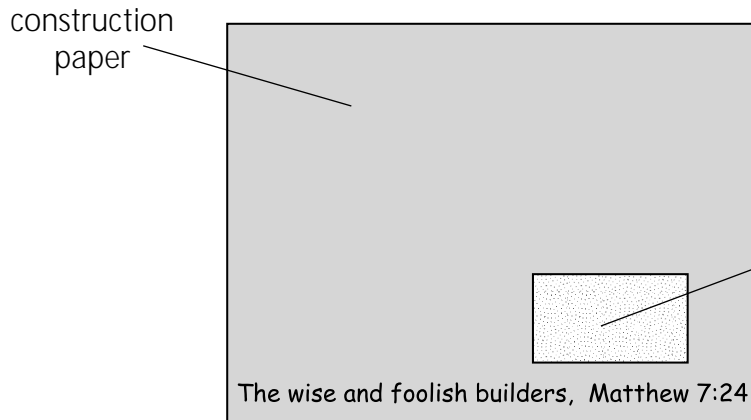


Figure A


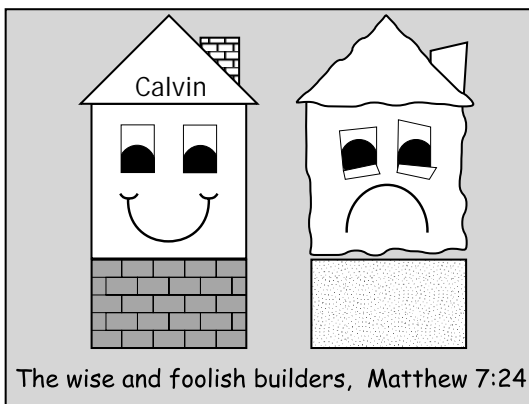


Figure B



Finished Craft





## Lesson Objectives

- The children will sing about the wise and foolish builders.
- The children will state that they want to be like the wise builder.
- The children will role play being a wise builder.

## Bible Story Text

Matthew 7:24-27

## Bible Truth


God takes care of me.  
(Matthew 6:33)

## Preclass Centers

As the children arrive, guide them to a pre-class center. Have no more than six children at each center.

### Materials

Use the materials previously selected for this unit's preclass centers.



### Preparation

1. Be sure to check the condition of the materials selected for this unit's preclass centers prior to set up. Replace any broken toys, or puzzles with missing pieces as necessary.
2. Set up the centers before the children come into the classroom.
3. Assign a teacher to each center and have the teachers stay in those centers until the singing begins.

### Instructions

Guide the play in each center reinforcing the unit theme.

## Lesson Plan

Greeting and Registration

Preclass Activity: Preclass Centers

Welcome and Singing

Centers:

Life Application: Building Up the Kingdom

Bible Story: The Wise Builder

Craft: Building on Jesus

NOTE: Be sure to allow sufficient time for a snack.

### Teacher Tips

- **IMPORTANT:** Do not allow any small toys in the classroom. First check all toys for size. You can obtain a "safety cylinder" from a pediatrician. Any object that can fit into the cylinder is too small and could cause a child to choke.
- Be involved in the group play and offer guidance as needed.
- Wear comfortable clothes suitable for sitting on the floor.
- Smile! Be childlike in heart and alert in mind.

## Building Up the Kingdom

The children will play with blocks to reinforce the lesson of building wisely.

### Bible Truth

God takes care of me.  
(Matthew 6:33)

### Materials

For the teacher:

- Bible
- 3 different size sets of blocks, smaller to larger

### Preparation

Familiarize yourself with the activity and the songs.

### Instructions

Open the Bible. *The Bible says that we are either foolish builders or wise builders. Which type of builder do you want to be? We want to obey the Bible and be wise builders. Wise builders build up God's Kingdom! Let's sing about that.*

Sing "Building Up the Kingdom" with the movements from the Unit 21 Song Sheet. Sing a verse using each child's name in the small group.

*Today we are going to play with blocks to help us remember to be wise builders for God.* Take out the first set of the smallest or lightest blocks. Give each child a few blocks and let them build something of their choice. Let each child show you or tell you what he built.

*Now let's all build something together. That is what disciples do when we all work together in God's Kingdom, the Church. We build up the Kingdom!*

Sing the first verse of "My Dear Jesus," as you are building.

Sing the second verse of "My Dear Jesus" and knock down the building.

Put away the first set of blocks and repeat with the second set.

Put away the second set of blocks and repeat with the third set.

# I Can Obey

## Jesus Teaches Lesson 4

Take out four blocks from each set and build three separate towers. *Which set of blocks do you want to build with? Do you want to build with little blocks, which fall down easily when we blow on them or touch them lightly (demonstrate), or do you want to build with big strong blocks that do not fall down when you blow on them or lightly touch them? (demonstrate)*

*We want to be wise builders who build with strong blocks. God says that if we listen to him and do what he says in the Bible, then we will be wise builders.*

### Bible Truth Activity


Open the Bible. *The Bible says, "God takes care of me." Can you say that? God takes care of me. The Bible says that when we obey the Bible we will be wise builders and we will be strong and happy! Do you want to be a wise builder?*

Sing "The Wise Man Built His House" from the Unit 21 Song Sheet.

### Conclusion

*Let's talk to God. Dear God, thank you for loving us and caring for us all the time. Help us to obey the Bible and be wise builders for your kingdom. In Jesus' name we pray. Amen.*

*Who are you going to tell about Bible class today? What are you going to tell them?*



## The Wise Builder

The children will learn about the difference between the wise and foolish builders.

### Bible Story Text

Matthew 7:24-27

### Materials

For the teacher:

- Bible
- large plastic dishpan
- 1 brick
- sand
- blow dryer
- spray bottle
- 1" Velcro square, both sides
- wise and foolish builder from the Unit 21 Lesson 3, Bible Story
- "house" from the Unit 21 Lesson 3, Bible Story
- tape

### Preparation

1. Place the sand in the plastic dishpan and water in the spray bottle before the children arrive.
2. Test the house with the blow dryer by attaching the house to the brick and blowing it with the dryer to be sure that it will not fall over.

### The House

Sit on the floor with the children. Show the children the brick. *This is a brick. It's a kind of rock.* Allow each child to feel how heavy and hard the rock is. Ask each child: *is the rock soft or hard?* (hard) *Is it light or heavy?* (heavy)

Show the children the sand. Have them feel it and pick up a small amount. *This is sand. Is sand hard or soft?* (soft) *Is it light or heavy?* (light)

Show the children the wise builder. *This man wanted to build a house. He worked hard and built his house on the rock.* Tape the wise builder onto the rock. Show the children the foolish builder. *This man wanted to build a house too, but he was foolish and decided to build his house on sand.* Tape the foolish builder to the side of the dishpan.

# I Can Obey

## Jesus Teaches Lesson 4

Open the Bible. *Jesus once told a story about these two builders. He said that one day, after the wise builder and the foolish builder had finished their houses, a big storm came.* Place the house on the brick so that the Velcro pieces are together. Spray the house with water. *It rained on the house and it did not fall over.* Turn on the blow dryer and blow on the house. *The wind blew on the house and it did not blow over. The house was strong in the storm because it was built on the rock.*

*When the storm got to the foolish man's house, remove the house from the brick and place it in the sand, it rained on the house.* Spray the house with water. *And the wind blew on the house.* Blow on the house with the dryer so that it falls over. *And the house fell over!*

*Jesus said that we should not be like the foolish man. He wants us to be like the wise man. Jesus said that the wise man listened to the Bible and did what it said, he obeyed the Bible. He said that the foolish man didn't listen to the Bible. He did what he wanted to do, and because he did not obey the Bible, his house fell over.*

*Do you want to be wise or do you want to be foolish? Yes, we want to be wise. Let's all be wise and do what the Bible says. Then we will be happy! The Bible teaches us how to live and be happy.*

### Conclusion

Ask the children the following questions to review the story:

- Did the wise man obey the Bible? (yes)
- Did the foolish man obey the Bible? (no)
- What happened to the wise man's house? (it stood strong)
- What happened to the foolish man's house? (it blew down)
- Do you want to be a wise man or a foolish man? (wise)

As time allows sing "The Wise Man Built His House Upon the Rock," "The B-I-B-L-E" and "Building Up the Kingdom" from the Unit 21 Song Sheet.

### Teacher Tips

- Be very careful that children do not touch the cord or the blow dryer.
- Help the children to handle the brick safely.

# I Can Obey



# Craft

## Building on Jesus

The children will build a house out of craft sticks with Jesus as the foundation.

### Materials

*For each child:*

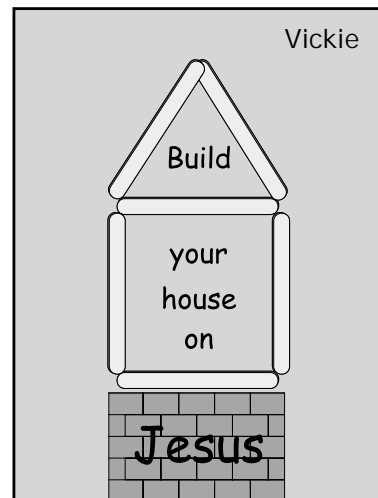
- 1 piece of bright-colored construction paper (other than red)
- 6 craft sticks
- 1 piece of red construction paper, 2" x 4"
- glue stick

*For the teacher:*

- ruler
- glue
- scissors
- black marker (thin)

### Preparation

1. Cut a 2" x 4" piece of red construction paper for each child.
2. Using a ruler and marker, draw lines on each piece of red construction paper to make it look like a brick wall.
3. Write "Jesus" in the middle of each brick wall. See Figure A.
4. Make a model of the craft following the instructions.



### Instructions

1. Show the children the model of the craft. Read the words to them and point out the bricks as the strong foundation of the wise man's house. Point to the word "Jesus" and explain that he is the one who makes us strong!
2. Give each child a piece of construction paper and a brick wall to glue on the bottom center of the paper. NOTE: Be sure the children glue the brick wall to the very bottom of the paper so the house will fit on top.
3. Make a line of glue just above each child's brick wall and have them put a craft stick on the glue and press it firmly in place.
4. Draw the rest of the house with glue on each child's paper and have them put a craft stick on each glue line. See Figure B.
5. Write "Build" inside the roof area of the house and "your house on" in the center of each house.
6. Write the children's names on their craft.

### Conclusion

Sing "The Wise Man Built His House" from the Unit 21 Song Sheet. Be sure to sing the third verse so the children will relate this story to Jesus.

### Teacher Tips

- You may want to draw lines, using a thin black marker and a craft stick, on each sheet of construction paper to make it easier for the children to place the craft sticks in the pattern of the house.

# Craft

red paper  
"brick wall"

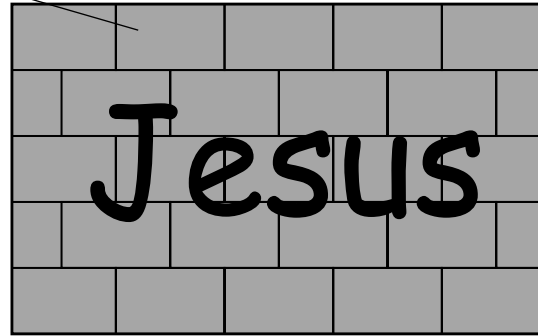
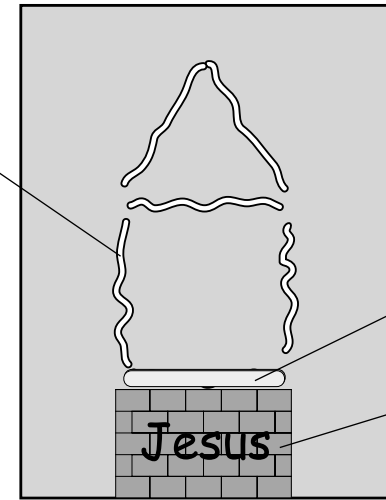


Figure A

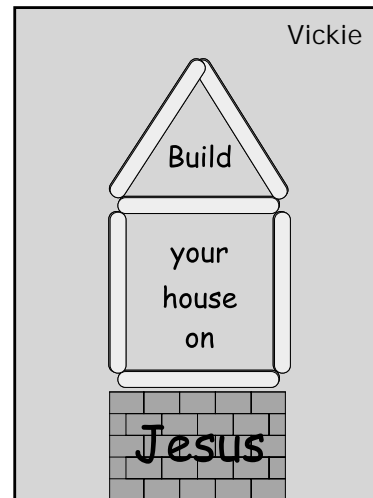
glue



craft  
stick

brick  
wall

Figure B





Finished Craft





R  
e  
p  
r  
o  
d  
u  
c  
e  
d  
b  
y



houses

