

Two Builders

Lesson Objectives

- The children will sing about the wise and foolish builders.
- The children will state that they want to be like the wise builder.
- The children will role play being a wise builder.

Bible Story Text

Matthew 7:24-27

Bible Truth

God takes care of me.
(Matthew 6:33)

Lesson Plan

Greeting and Registration

Preclass Activity: Preclass Centers

Welcome and Singing

Centers:

Bible Story: The Wise Builder

Life Application: The Wise and Foolish Pigs

Craft: Build Your House

NOTE: Be sure to allow sufficient time for a snack.



Two Builders

Preclass Centers


As the children arrive, guide them to a preclass center. Have no more than six children at each center.

Materials

Use the materials previously selected for this unit's preclass centers.

Preparation

1. Be sure to check the condition of the materials selected for this unit's preclass centers prior to set up. Replace any broken toys, or puzzles with missing pieces as necessary.
2. Set up the centers before the children come into the classroom.
3. Assign a teacher to each center and have the teachers stay in those centers until the singing begins.



Instructions

Guide the play in each center reinforcing the unit theme.

Teacher Tips

- **IMPORTANT:** Do not allow any small toys in the classroom. First check all toys for size. You can obtain a "safety cylinder" from a pediatrician. Any object that can fit into the cylinder is too small and could cause a child to choke.
- Be involved in the group play and offer guidance as needed.
- Wear comfortable clothes suitable for sitting on the floor.
- Smile! Be childlike in heart and alert in mind.

Two Builders

The Wise Builder

The children will learn about the difference between the wise and foolish builders.

Bible Story Text

Matthew 7:24-27

Materials

For the teacher:

- Bible
- large plastic dishpan
- 1 brick
- small milk carton, ½ pint
- stapler
- white paper
- scissors
- waterproof markers
- glue
- sand
- blow dryer
- spray bottle
- 1" Velcro square, both sides
- 3 large craft sticks
- tape
- clear contact paper or laminate (optional)

Reproducible Pages:

- Page A, 1 copy for the teacher

Preparation

1. Make a "house" with ½ pint carton as follows:
 - A. Wash out the carton and dry it.
 - B. Staple it closed.
 - C. Cover the carton with white paper.
 - D. Using waterproof markers, draw a front door and a few windows to make it look like a house.
 - E. Place a large piece of Velcro on the bottom of the house.
2. Place the other side of the Velcro on the brick.
3. Cut out the wise and foolish builders from the copy of Reproducible Page A.

4. Tape each builder to a craft stick.
5. Place the sand in the plastic dishpan and water in the spray bottle before the children arrive.
6. Test the house by attaching it to the brick and blowing it with the dryer to be sure that it will not fall over. Then test the house the same way in the sand.

The House

Sit on the floor with the children. Show the children the brick. *This is a brick. It's a kind of rock.* Allow each child to feel how heavy and hard the rock is. Ask each child: *Is the rock soft or hard? (hard) Is it light or heavy? (heavy)*

Show the children the sand. Have them feel it and pick up a small amount. *This is sand. Is sand hard or soft? (soft) Is it light or heavy? (light)*

Show the children the wise builder. *This man wanted to build a house. He worked hard and built his house on the rock.* Tape the wise builder onto the rock. Show the children the foolish builder. *This man wanted to build a house too, but he was foolish and decided to build his house on sand.* Tape the foolish builder to the side of the dishpan.

Open the Bible. *Jesus once told a story about these two builders. He said that one day, after the wise builder and the foolish builder had finished their houses, a big storm came.* Place the house on the brick so that the Velcro pieces are together. Spray the house with water. *It rained on the house and it did not fall over.* Turn on the blow dryer and blow on the house. *The wind blew on the house and it did not blow over. The house was strong in the storm because it was built on the rock.*

When the storm got to the foolish man's house, remove the house from the brick and place it in the sand, it rained on the house. Spray the house with water. And the wind blew on the house. Blow on the house with the dryer so that it falls over. And the house fell over!

Jesus said that we should not be like the foolish man. He wants us to be like the wise man. Jesus said that the wise man listened to the Bible and did what it said, he obeyed the Bible. He said that the foolish man didn't listen to the Bible. He did what he wanted to do, and because he did not obey the Bible, his house fell over.



Two Builders

Do you want to be wise or do you want to be foolish? Yes, we want to be wise. Let's all be wise and do what the Bible says. Then we will be happy! The Bible teaches us how to live and be happy.

NOTE: Save the wise and foolish builders and the house for the Unit 21 Lesson 4, Bible Story.

Conclusion

Ask the children the following questions to review the story:

- Did the wise man obey the Bible? (yes)
- Did the foolish man obey the Bible? (no)
- What happened to the wise man's house? (it stood strong)
- What happened to the foolish man's house? (it blew down)
- Do you want to be a wise man or a foolish man? (wise)

As time allows sing "The Wise Man Built His House Upon the Rock," "The B-I-B-L-E" and "Building Up the Kingdom" from the Unit 21 Song Sheet.

Teacher Tips

- Be sure the cord to the blow dryer will reach an electrical outlet near the Bible Story Center. Use an extension cord if necessary.
- Be very careful that children do not touch the cord or the blow dryer.
- Help the children when handling the brick so that no one drops it on himself or someone else.
- Familiarize yourself with the story so that you tell it to the children without "reading" it to them.



Two Builders

The Wise and Foolish Pigs

The children will enjoy the familiar children's story with a biblical twist.

Bible Truth

God takes care of me.
(Matthew 6:33)

Materials

For the teacher:

- Bible
- felt board
- scissors
- markers and crayons
- tape
- piece of straw or long grass
- stick (not sharp)
- brick
- clear contact paper or laminate (optional)

Reproducible Pages:

- Page B, 1 copy for the teacher
- Page C, 1 copy for the teacher

Preparation

1. Cut out and color the figures from the copies of Reproducible Pages B and C.
2. Place a rolled piece of tape on the back of each figure.
3. Familiarize yourself with the story so that you can tell it instead of "reading" it to the children.

Instructions

Today our story is called the "Wise and Foolish Pigs." Let's see what the pigs learn that makes them wise!

Place the pigs on the felt board. *Once upon a time there were three little pigs, Susie, Sammy and Seymour. They loved to go outside and play! Place the ball on the felt board. They loved to kick and throw their ball. Attach the wolf. But sometimes playing ball was not fun because of a mean friend who lived down the street named Bully. He would take their ball, and run away with it. Stick the ball on the wolf and have him run away. Then he would hide it, and they could not find it! This made Susie cry. It made Sammy cry, too. It made Seymour really mad.*

One day they decided they wanted to build a clubhouse. No one mean would be allowed into their clubhouse! "What should we use to build our clubhouse?" they wondered. "I know!" said Susie. "Let's build it out of straw." "No," said Seymour. "Remember the story from Bible class about the wise and foolish builders? If we build it out of straw, it will not be strong enough." Pass around the piece of straw. "It will be okay," said Susie and Sammy. "Straw is easier to build with than bricks."

Place the straw house on the felt board on top of the pigs. So they built their clubhouse out of straw and were inside playing. Then, who knocked on the door but Bully! Put Bully beside the house as if he is knocking on the door. "Let me in," he said. "Will you be nice?" they asked. "No!" said Bully. "Then you cannot come in," said the pigs. "Then I will huff and puff and blow down this house of straw," said Bully. And he huffed and he puffed and he blew down their clubhouse! Have the children blow with you. Remove the house. Then he chased them, and pushed them. Susie cried. Sammy cried. Seymour got mad. Bully laughed and went home. Remove the wolf.

The next day the three pigs decided to build another clubhouse. This time they would build it stronger so that no one mean could get in. "What should we use to build it?" they wondered. "I know!" said Sammy. "Let's build it out of sticks." "No," said Seymour. "Remember the story from Bible class about the wise and foolish builders? If we build it out of sticks, it will not be strong enough." Pass around the stick. "It will be okay," said Susie and Sammy. "Sticks are a lot easier to build with than bricks."

Put the stick house on the felt board on top of the pigs. They built their clubhouse out of sticks and were inside playing. Attach the wolf. Then Bully knocked on the door! "Let me in," he said. "Will you be nice?" they asked. "No!" said Bully. "Then you cannot come in," said the pigs. "Then I will huff and puff and blow down this house of sticks," said Bully. And he huffed, and he puffed, and he blew down their clubhouse! Have the children blow with you. Remove the house. Then he chased them, and pushed them. Susie cried. Sammy cried. Seymour got mad. Bully laughed and went home. Remove the wolf.



Two Builders

The next day the three pigs decided to build one more clubhouse. This time they would listen to Seymour and they would build it really strong so that no one mean could get in. "I don't care how hard it is, this time we will build it with bricks," said Seymour.

"Remember the story of the wise and foolish builders from Bible class? If we build our clubhouse out of bricks just like the wise builder did, it will be very strong." Carefully pass around the brick.

Put the brick house on the felt board on top of the pigs. They built their clubhouse out of bricks and were inside playing. And Bully knocked at the door. Attach the wolf. "Let me in," he said. "Will you be nice?" they said. What do you think he said? He said, "No!" Then what do you think the three pigs said? They said, "Then you cannot come in." "Then I will huff and puff and blow down this brick house," said Bully. "You can try it if you want to," said Seymour, "but you will not be able to blow down this strong brick house." Bully huffed, and he puffed, and he huffed, and he puffed some more, have the children blow with you, but he could not blow down their clubhouse!

Susie, Sammy and Seymour cheered! "Yeah," they said. "We will never forget our Bible story again! Bricks are heavy, and they take more time to build with, but it is worth it to have a good, strong house that nothing can blow away!"

But then they heard something and they stopped cheering. Bully was crying. Seymour opened the door. "Bully, what is wrong?" he asked. "I am sorry for being mean. Can I come in and play if I promise to be nice?" said Bully. "Yes, we forgive you," said the pigs. And they all played nicely together all day long!

NOTE: Save the felt board figures for the Unit 21 Lesson 4, Life Application.



Bible Truth Activity

Open the Bible. The Bible says, "God takes care of me." Can you say that? God takes care of me. What did Susie, Sammy and Seymour learn? They learned that they needed to remember their Bible story. When we follow the Bible, we are building our life on a rock, and we will be strong and happy!

Sing "The Wise Man Built His House" from the Unit 21 Song Sheet.

Conclusion

Let's talk to God. Dear God, thank you for loving us and caring for us all the time. Thank you for teaching us how to be wise builders. We love you! In Jesus' name we pray. Amen.

Who are you going to tell about Bible class today? What are you going to tell them?

Teacher Tips

- For 2's, shorten and simplify the story as needed.
- Enlarge the copies on a copier to make them easier for the children to see.
- Be sure not to "read" the story to the children or you will have too much to do at once and will lose their attention.



Craft

Two Builders

Build Your House

This craft will remind the children to listen to God and build wisely.

Materials

For each child:

- 1 piece of bright-colored construction paper, 9" x 12"
- 1 piece of blue construction paper, 2½" x 4½"
- 1 piece of purple construction paper, 2½" x 4½"
- 1 piece of yellow construction paper, 2½" x 4½"
- 1 piece of green construction paper, 2½" x 4½"
- 1 piece of black construction paper, 2½" x 6"
- 1 piece of red construction paper, 2" x 2½"
- 2 pieces of red construction paper, 1" x 1"
- glue stick
- crayons

For the teacher:

- scissors
- ruler
- marker
- hole punch

Reproducible Pages:

- Page D, 1 copy for the teacher
- Page E, 1 copy for each child

Preparation

1. Cut out the house stencils from the copy of Reproducible Page D.
2. Trace and cut out one of each of the following pieces for each child:
 - A. One roof triangle from black construction paper.
 - B. One house triangle from blue construction paper.
 - C. One house triangle from purple construction paper.
 - D. One house triangle from green construction paper.
 - E. One house triangle from yellow construction paper.
 - F. One door rectangle from red construction paper.
 - G. Two window squares from red construction paper.
3. Punch a hole in each door rectangle as a door knob.
4. Cut out the house pages from the copies of Reproducible Page E.
5. Glue each house page onto a piece of construction paper.
6. Make a model of the craft.

Instructions

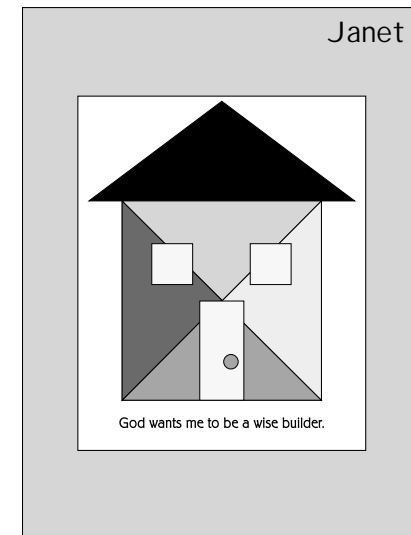
1. Show the children the model of the craft and read the words to them. *Today we are going to be wise builders!*
2. Give each child a piece of construction paper with a copy of Reproducible Page E glued on and four 'house' triangles. Let them play with the triangles, arranging them different ways to build their house.
3. Help each child to "build" their house and glue it onto the paper.
4. Give each child a roof to glue on top of the house.
5. Give each child two windows and a door to glue on the house.
6. Write the children's names on the crafts.

Conclusion

Sing "Building Up the Kingdom" from the Unit 21 Song Sheet.


Teacher Tips

- Make the copies of Reproducible Page E on colored paper.



craft

Two Builders



Finished Craft





Two Builders

Jesus Teaches

Lesson 3

Lesson Objectives

- The children will sing about the wise and foolish builders.
- The children will state that they want to be like the wise builder.
- The children will role play being a wise builder.

Bible Story Text

Matthew 7:24-27

Bible Truth


God takes care of me.
(Matthew 6:33)

Preclass Centers

As the children arrive, guide them to a pre-class center. Have no more than six children at each center.

Materials

Use the materials previously selected for this unit's preclass centers.



Preparation

1. Be sure to check the condition of the materials selected for this unit's preclass centers prior to set up. Replace any broken toys, or puzzles with missing pieces as necessary.
2. Set up the centers before the children come into the classroom.
3. Assign a teacher to each center and have the teachers stay in those centers until the singing begins.

Instructions

Guide the play in each center reinforcing the unit theme.

Lesson Plan

Greeting and Registration

Preclass Activity: Preclass Centers

Welcome and Singing

Centers:

Life Application: Building Up the Kingdom

Bible Story: The Wise Builder

Craft: Wise Man's Bible

NOTE: Be sure to allow sufficient time for a snack.

Teacher Tips

- **IMPORTANT:** Do not allow any small toys in the classroom. First check all toys for size. You can obtain a "safety cylinder" from a pediatrician. Any object that can fit into the cylinder is too small and could cause a child to choke.
- Be involved in the group play and offer guidance as needed.
- Wear comfortable clothes suitable for sitting on the floor.
- Smile! Be childlike in heart and alert in mind.

Building Up the Kingdom

The children will play with blocks to reinforce the lesson of building wisely.

Bible Truth

God takes care of me.
(Matthew 6:33)

Materials

For the teacher:

- Bible
- 3 different size sets of blocks, smaller to larger

Preparation

Familiarize yourself with the activity and the songs.

Instructions

Open the Bible. *The Bible says that we are either foolish builders or wise builders. Which type of builder do you want to be? We want to obey the Bible and be wise builders. Wise builders build up God's Kingdom! Let's sing about that.*

Sing "Building Up the Kingdom" with the movements from the Unit 21 Song Sheet. Sing a verse using each child's name in the small group.

Today we are going to play with blocks to help us remember to be wise builders for God. Take out the first set of the smallest or lightest blocks. Give each child a few blocks and let them build something of their choice. Let each child show you or tell you what he built.

Now let's all build something together. That is what disciples do when we all work together in God's Kingdom, the Church. We build up the Kingdom!

Sing the first verse of "My Dear Jesus," as you are building.

Sing the second verse of "My Dear Jesus" and knock down the building.

Put away the first set of blocks and repeat with the second set.

Put away the second set of blocks and repeat with the third set.

Two Builders

Jesus Teaches

Lesson 3

Take out four blocks from each set and build three separate towers. *Which set of blocks do you want to build with? Do you want to build with little blocks, which fall down easily when we blow on them or touch them lightly (demonstrate), or do you want to build with big strong blocks that do not fall down when you blow on them or lightly touch them? (demonstrate)*

We want to be wise builders who build with strong blocks. God says that if we listen to him and do what he says in the Bible, then we will be wise builders.

Bible Truth Activity


Open the Bible. *The Bible says, "God takes care of me." Can you say that? God takes care of me. The Bible says that when we obey the Bible we will be wise builders and we will be strong and happy! Do you want to be a wise builder?*

Sing "The Wise Man Built His House" from the Unit 21 Song Sheet.

Conclusion

Let's talk to God. Dear God, thank you for loving us and caring for us all the time. Help us to obey the Bible and be wise builders for your kingdom. In Jesus' name we pray. Amen.

Who are you going to tell about Bible class today? What are you going to tell them?



The Wise Builder

The children will learn about the difference between the wise and foolish builders.

Bible Story Text

Matthew 7:24-27

Materials

For the teacher:

- Bible
- large plastic dishpan
- 1 brick
- small milk carton, ½ pint
- stapler
- white paper
- scissors
- waterproof markers
- glue
- sand
- blow dryer
- spray bottle
- 1" Velcro square, both sides
- 3 large craft sticks
- tape
- clear contact paper or laminate (optional)

Reproducible Pages:

- Page A, 1 copy for the teacher

Preparation

1. Make a "house" with ½ pint carton as follows:
 - A. Wash out the carton and dry it.
 - B. Staple it closed.
 - C. Cover the carton with white paper.
 - D. Using waterproof markers, draw a front door and a few windows to make it look like a house.
 - E. Place a large piece of Velcro on the bottom of the house.
2. Place the other side of the Velcro on the brick.
3. Cut out the wise and foolish builders from the copy of Reproducible Page A.

Two Builders

Jesus Teaches

Lesson 3

4. Tape each builder to a craft stick.
5. Place the sand in the plastic dishpan and water in the spray bottle before the children arrive.
6. Test the house by attaching it to the brick and blowing it with the dryer to be sure that it will not fall over. Then test the house the same way in the sand.

The House

Sit on the floor with the children. Show the children the brick. *This is a brick. It's a kind of rock.* Allow each child to feel how heavy and hard the rock is. Ask each child: *is the rock soft or hard? (hard) Is it light or heavy? (heavy)*

Show the children the sand. Have them feel it and pick up a small amount. *This is sand. Is sand hard or soft? (soft) Is it light or heavy? (light)*

Show the children the wise builder. *This man wanted to build a house. He worked hard and built his house on the rock.* Tape the wise builder onto the rock. Show the children the foolish builder. *This man wanted to build a house too, but he was foolish and decided to build his house on sand.* Tape the foolish builder to the side of the dishpan.

Open the Bible. *Jesus once told a story about these two builders. He said that one day, after the wise builder and the foolish builder had finished their houses, a big storm came.* Place the house on the brick so that the Velcro pieces are together. Spray the house with water. *It rained on the house and it did not fall over.* Turn on the blow dryer and blow on the house. *The wind blew on the house and it did not blow over. The house was strong in the storm because it was built on the rock.*

When the storm got to the foolish man's house, remove the house from the brick and place it in the sand, it rained on the house. Spray the house with water. And the wind blew on the house. Blow on the house with the dryer so that it falls over. And the house fell over!

Jesus said that we should not be like the foolish man. He wants us to be like the wise man. Jesus said that the wise man listened to the Bible and did what it said, he obeyed the Bible. He said that the foolish man didn't listen to the Bible. He did what he wanted to do, and because he did not obey the Bible, his house fell over.

Do you want to be wise or do you want to be foolish? Yes, we want to be wise. Let's all be wise and do what the Bible says. Then we will be happy! The Bible teaches us how to live and be happy.

NOTE: Save the wise and foolish builders and the house for the Unit 21 Lesson 4, Bible Story.

Conclusion

Ask the children the following questions to review the story:

- Did the wise man obey the Bible? (yes)
- Did the foolish man obey the Bible? (no)
- What happened to the wise man's house? (it stood strong)
- What happened to the foolish man's house? (it blew down)
- Do you want to be a wise man or a foolish man? (wise)

As time allows sing "The Wise Man Built His House Upon the Rock," "The B-I-B-L-E" and "Building Up the Kingdom" from the Unit 21 Song Sheet.



Two Builders

Jesus Teaches Lesson 3

Teacher Tips

- Be sure the cord to the blow dryer will reach an electrical outlet near the Bible Story Center. Use an extension cord if necessary.
- Be very careful that children do not touch the cord or the blow dryer.
- Help the children when handling the brick so that no one drops it on himself or someone else.
- Familiarize yourself with the story so that you tell it to the children without "reading" it to them.

Wise Man's Bible

The children will make a Bible to remind them that a wise man listens to the Bible and obeys it!

Materials

For each child:

- 1 piece of black construction paper, 9" x 12"
- 1 piece of red or burgundy ribbon, 12"
- pastel colored crayons
- glue stick
- 1 piece of white paper

For the teacher:

- white, silver or gold pen
- glue stick
- tape
- scissors
- black or red marker

Reproducible Pages:

- Page F, 1 copy for each child

Preparation

1. Construct a "Bible" for each child as follows:
 - A. Fold a piece of black construction paper in half so that it is 6" x 9".
 - B. Glue or tape a piece of ribbon to the top of the crease. See Figure A.
 - C. Fold a piece of white paper in half so that it is 5½" x 8½".
 - D. Glue the paper onto the construction paper, on top of the glued end of the ribbon. See Figure B.
 - E. On the cover write Holy Bible with the white pen.
2. Cut out the Bible stories and the song from the copies of Reproducible Page F.
3. Make a model of the craft following the instructions.

Two Builders


Jesus Teaches Lesson 3

Instructions


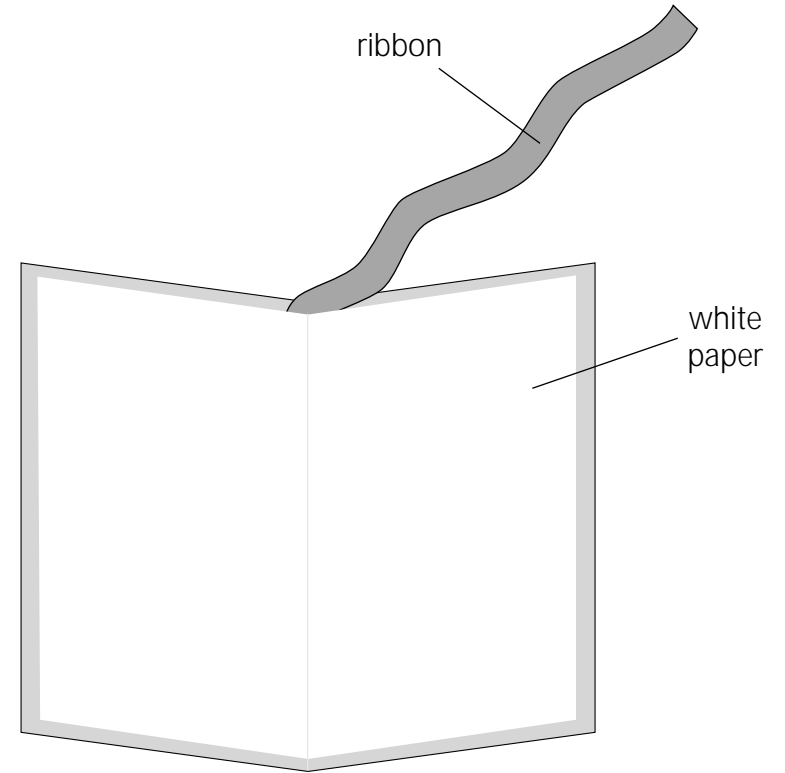
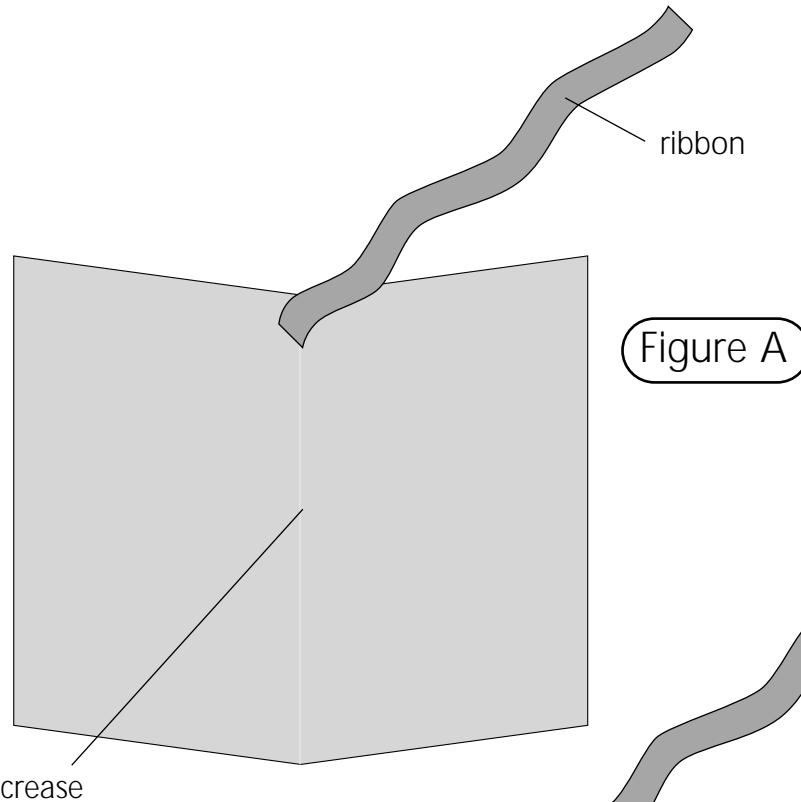
1. Show the children the model of the craft. *When we obey the Bible we are being wise builders. We are going to make a Bible for you to take home.*
2. Give each child a Bible. Read the words "Holy Bible" on the cover, as you give one to each child.
3. Help the children to assemble their Bibles as follows, see Figure C:
 - A. Give each child a song page to glue on the inside left of the Bible.
 - B. Give each child the two Bible stories to glue on the inside right of the Bible.
4. Write each child's name on the cover of their Bible.

Conclusion

Give each child a pastel crayon. Sing and read the parts of the Bibles together. Have the children "highlight" the words in their Bibles as they may see their parents do!



Craft





R
e
p
r
o
d
u
c
e
d



wise builder



foolish builder






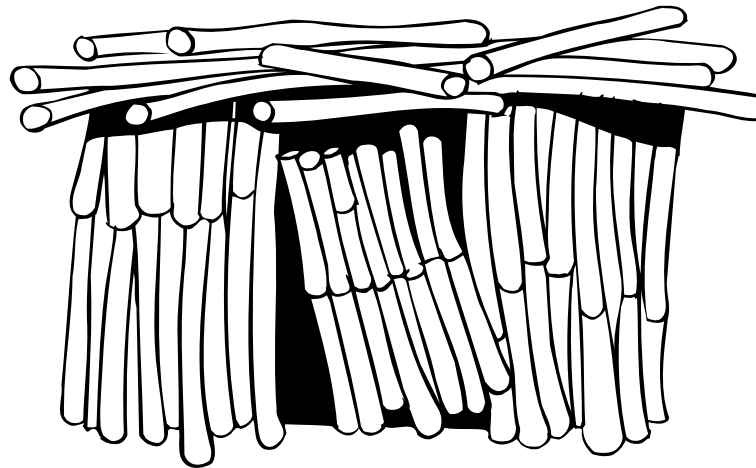
B
I
B
L
E



house of straw



house of bricks



house of sticks







R
e
c
o
r
d
e
r
e
b
e



pigs



wolf

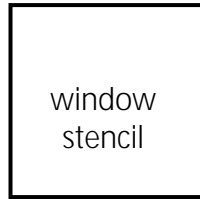


ball

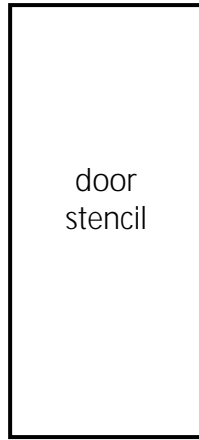




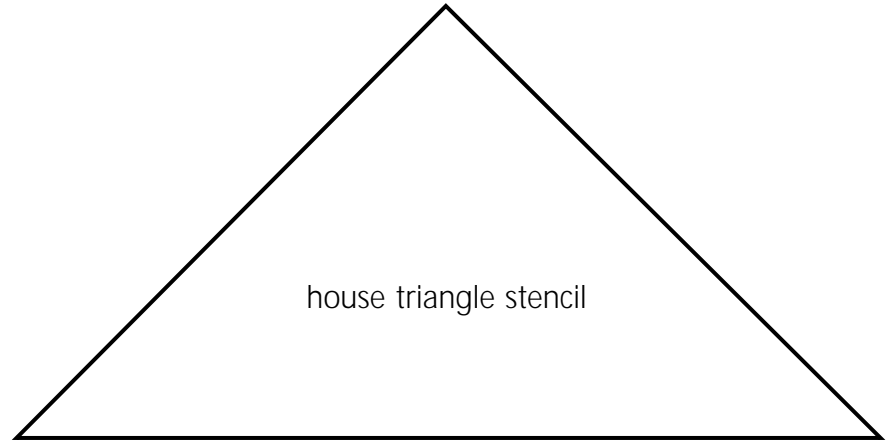
R
e
p
r
o
d
u
c
i
b
l
e



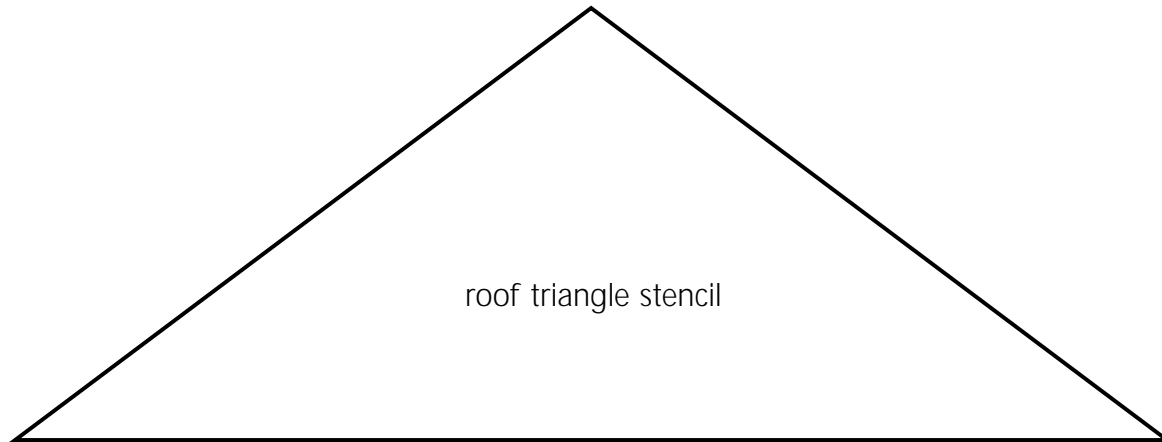
window
stencil



door
stencil



house triangle stencil

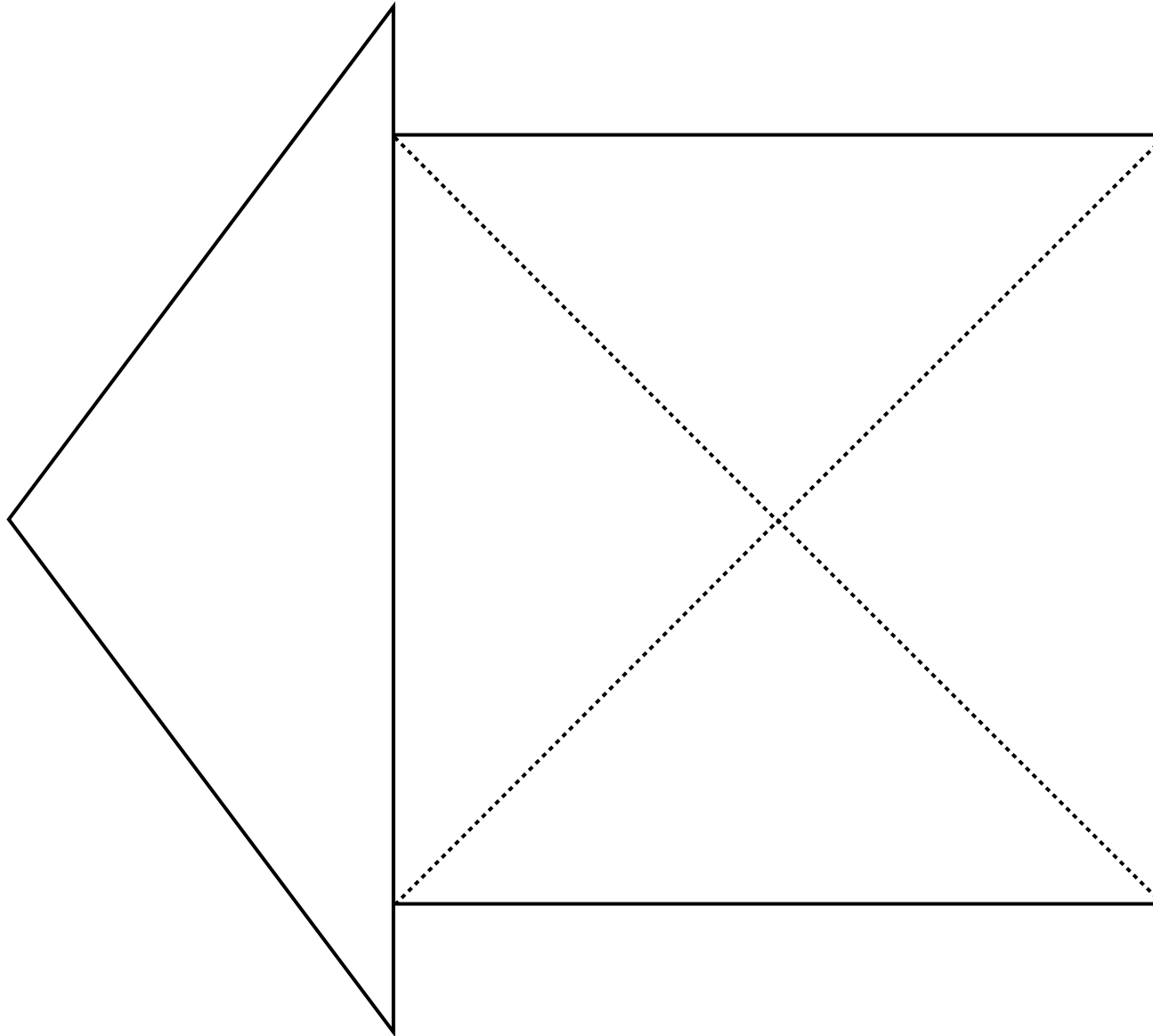


roof triangle stencil





E-B-C-D-O-R-E



God wants me to be a wise builder.





If you obey the Bible you are like a wise builder.
The wise builder has built his house on a rock.
When the rains come the house stands firm.

If you do not obey the Bible you are like a foolish builder.
The foolish builder has built his house on the sand.
When the rains come the house falls with a
crash!

(Matthew 7:24-27)

Bible stories

Do not worry about your life.

Do not worry about what you will eat.
Do not worry about what you will wear.


Look at the birds. They do not work or worry.
Yet God makes sure they have food.

God loves you more than the birds.

Look at the grass. It does not work or worry.
Yet God makes sure it is dressed.

God loves you more than the grass.

(Matthew 6:25-32)



The wise man built his house upon the rock,
The wise man built his house upon the rock,
The wise man built his house upon the rock
and the rains came tumbling down.

The rains came down and the floods came up,
The rains came down and the floods came up,
The rains came down and the floods came up
And the wise man's house stood firm.

The foolish man built his house upon the sand,
The foolish man built his house upon the sand,
The foolish man built his house upon the sand
and the rains came tumbling down.

The rains came down and the floods came up,
The rains came down and the floods came up,
The rains came down and the floods came up
And the foolish man's house went SPLAT!

song

