

I Obey Jesus

Disciples of Jesus
Lesson 4

Lesson Objectives

- The children will state that the twelve apostles followed Jesus.
- The children will sing a song about Jesus choosing them.
- The children will answer, "Jesus," when asked, "Whose team do you want to be on?"

Bible Story Text

Mark 3:13-19

Bible Truth

Jesus said, "Follow me."
(Mark 1:17)

Lesson Plan

Greeting and Registration

Preclass Activity: Preclass Centers

Welcome and Singing



Centers:

Bible Story: Twelve Apostles

Life Application: A Dozen Disciples

Craft: Team Visor

NOTE: Be sure to allow sufficient time for a snack.



I Obey Jesus

Preclass Centers

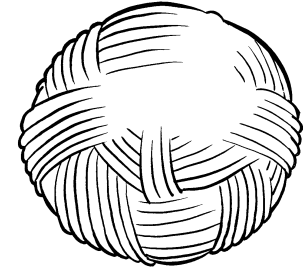


As the children arrive, guide them to a preclass center. Have no more than six children at each center.

Materials

Use the materials previously selected for this unit's preclass centers.

Preparation

1. Be sure to check the condition of the materials selected for this unit's preclass centers prior to set up. Replace any broken toys, or puzzles with missing pieces as necessary.
2. Set up the centers before the children come into the classroom.
3. Assign a teacher to each center and have the teachers stay in those centers until the singing begins.



Instructions

Guide the play in each center reinforcing the unit theme.

Teacher Tips

- **IMPORTANT:** Do not allow any small toys in the classroom. First check all toys for size. You can obtain a "safety cylinder" from a pediatrician. Any object that can fit into the cylinder is too small and could cause a child to choke.
- Be involved in the group play and offer guidance as needed.
- Wear comfortable clothes suitable for sitting on the floor.
- Smile! Be childlike in heart and alert in mind.

I Obey Jesus Twelve Apostles

The children will learn about the twelve apostles that Jesus chose as his team.

Bible Story Text

Mark 3:13-19

Materials

For the teacher:

- Bible
- apostle puppets from the Unit 19 Lesson 3, Bible Story

Preparation

Familiarize yourself with the story and learn the "Twelve Apostles Song" and "Jesus' Team Song" from the Unit 19 Song Sheet.

Apostles

Give each child an apostle puppet to hold. *These are special friends who are in our Bible Story today!* Open the Bible. *The Bible says Jesus chose twelve special friends as his team. He called them apostles. Can you say apostles?*

The apostles were Jesus' special team. The Bible says that Jesus needed some helpers. So he asked some of his friends if they would help him. He called them his apostles. They would be his special team!

Let's count, and see how many apostles Jesus called to help him. Touch each puppet and count from one to twelve. Do you want to know their names? Distribute the puppets to the children as you say the names of the apostles. As you say each name have the children repeat it.

Sing the "Twelve Apostles Song" from the Unit 19 Song Sheet. As you sing, point to each apostle. After you finish the song count the apostles again. Collect the apostle puppets.

The Bible says Jesus wants every person to become a disciple, so they can be on his team. Stand up at a small distance from the children. Call each child by name to stand next to you: Jesus wants _____ (child's name) to be on his team. Do you want to be on Jesus' team? Yes, come up here, and give me a high five! Jesus picked you to be on his team! While standing, sing "Jesus' Team Song" from the Unit 19 Song Sheet.

Conclusion

Have the children sit down and answer the following questions to review the story:










- Who picked the twelve apostles? (Jesus)
- What were Jesus' special friends called? (apostles)
- How many apostles were there? (twelve)
- Whose team do you want to be on? (Jesus' team!)
- What did Jesus say to his friends? (Follow me.)
- Who loves Jesus? (I do!)
- Do you want to follow Jesus? (Yes!)

Teacher Tips

- Have all the teachers dress in "teamwear."
- Decorate the center area with school pennants, pom-poms, etc.
- Make up and learn a "Kingdom Kids Team Cheer" for your class.



I Obey Jesus



I Obey Jesus

A Dozen Disciples

The children will play a matching game with pictures of Jesus' first team, the twelve apostles.

Bible Truth

Jesus said, "Follow me."
(Mark 1:17)

Materials

For the teacher:

- Bible
- egg carton and eggs from the Unit 19 Lesson 3, Life Application
- apostle pictures from the Unit 19 Lesson 3, Life Application
- a bag to hold the eggs

Preparation

1. Put one of each laminated apostle into an egg.
2. Place the eggs randomly into the egg carton on top of the other apostle pictures.

Instructions

1. Open the Bible. *The Bible says that a long time ago when Jesus was here on the earth, he chose twelve special friends to be his team. He called them the twelve apostles. Let's see who they were.*
2. Show the children the egg carton and read the title to them. Open the carton. *Let's see what is inside these eggs.* Let each child take an egg and open it. Read the name of the apostle that each child chooses.
3. Have the children keep the apostle and put the egg back together and place it in the bag.
4. Sing the "Twelve Apostles Song" from the Unit 19 Song Sheet, pointing to each apostle as you sing.
5. Hold up the egg carton and allow each child to find the picture that matches the one they are holding. (Some younger children will need help.) When the match is found have the children place their apostle in with its match. Say the name of each apostle as they make the matches.

6. Give each child an egg of a different color. As you hand each child an egg, have the child say the name of the color of the egg (help as needed).
7. Let each child reach into the bag and pull out an egg. If the color does not match the one in their hand let them try again.
8. Continue until all the children are holding matching eggs. Let each child put their two eggs into the carton, saying the name of the color of their eggs. Help as needed.
9. After all of the eggs are in the carton, count from one to twelve, touching each egg, as you count it.

Bible Truth Activity

Open the Bible. *The Bible says, "Jesus said, 'Follow me.'" Let's all say that together: "Jesus said, 'Follow me.'"*

How many friends did Jesus choose as his special team? He chose twelve! Twelve apostles! What did Jesus say to them? He said, "Follow me."

Conclusion

Let's talk to God. Dear God, thank you for the twelve special friends Jesus chose for his team. We love Jesus, and we want to grow up and follow him, and be on his team! In Jesus' name we pray. Amen.

Who are you going to tell about Bible class today? What are you going to tell them?

Teacher Tips

- Most 2's and some 3's will need help with their colors.

Jesus said,
"Follow me."



I Obey Jesus Team Visor

The children will make a "team visor" to remind them that Jesus chose twelve apostles and that he wants to choose them too.

Materials

For each child:

- 1 paper plate
- crayons
- 5 star stickers
- 1 piece bright-colored construction paper, 6" x 6"
- glue stick
- elastic material, 1/4" x 10" (found in a sewing or craft store)

For the teacher:

- scissors
- stapler
- tape
- fluorescent or bright markers

Reproducible Pages:

- Page A, 1 copy for the teacher

Preparation

1. Cut out the visor stencil and the star stencil from the copy of Reproducible Page A.
2. Prepare a visor for each child as follows:
 - A. Trace the visor stencil onto a paper plate.
 - B. Cut out the visor from the paper plate. See Figure A.
 - C. Write "I am on Jesus' Team" on the visor.
 - D. Cut a 10" piece of elastic.
 - E. Staple the elastic to both sides of the visor. See Figure B.
NOTE: Place a small piece of tape over the points of the staples.
3. Trace and cut out 3 stars for each child from bright-colored construction paper.
4. Make a model of the craft following the instructions.

Instructions

1. Show the children the model of the craft. *Jesus chose twelve friends to be on his special team. Jesus wants us to be on his team too.* Put on the visor and wear it while you make the craft with the children. *We are making a team visor to show that we are on Jesus' team!*
2. Give each child a visor and show them how to put it on and take it off again.
3. Have the children color their visors.
4. Give each child three stars to glue onto their visors.
5. Give each child five star stickers to put on their visors.
6. Write the children's names on the backs of their visors.

Conclusion

Sing "Jesus' Team Song" from the Unit 19 Song Sheet. Have the children wear their visors as you sing.

Teacher Tips

- Cut the stars out of shiny mylar paper instead of construction paper.



I Obey Jesus

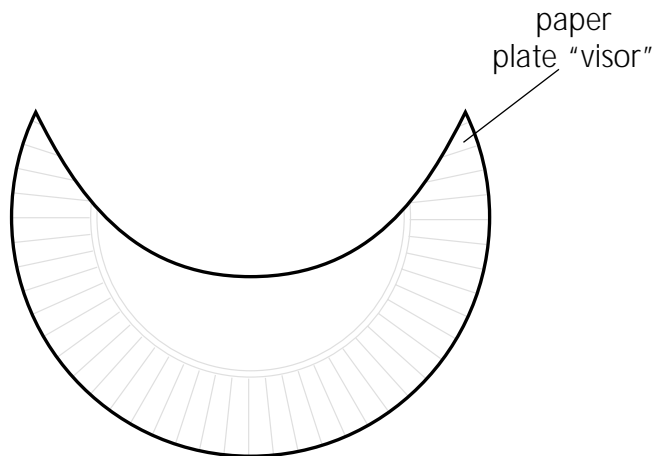


Figure A




Figure B



Finished Craft



Lesson Objectives

- The children will state that the twelve apostles followed Jesus.
- The children will sing a song about Jesus choosing them.
- The children will answer, "Jesus," when asked, "Whose team do you want to be on?"

Bible Story Text

Mark 3:13-19

Bible Truth


Jesus said, "Follow me."
(Mark 1:17)

Preclass Centers

As the children arrive, guide them to a pre-class center. Have no more than six children at each center.

Materials

Use the materials previously selected for this unit's preclass centers.



Preparation

1. Be sure to check the condition of the materials selected for this unit's preclass centers prior to set up. Replace any broken toys, or puzzles with missing pieces as necessary.
2. Set up the centers before the children come into the classroom.
3. Assign a teacher to each center and have the teachers stay in those centers until the singing begins.

Instructions

Guide the play in each center reinforcing the unit theme.

I Obey Jesus

Lesson Plan

Greeting and Registration

Preclass Activity: Preclass Centers

Welcome and Singing

Centers:

Life Application: Following Jesus

Bible Story: Twelve Apostles

Craft: Team Pennant

NOTE: Be sure to allow sufficient time for a snack.

Teacher Tips

- **IMPORTANT:** Do not allow any small toys in the classroom. First check all toys for size. You can obtain a "safety cylinder" from a pediatrician. Any object that can fit into the cylinder is too small and could cause a child to choke.
- Be involved in the group play and offer guidance as needed.
- Wear comfortable clothes suitable for sitting on the floor.
- Smile! Be childlike in heart and alert in mind.

Following Jesus

The children will play a game to reinforce the lesson that they will follow wherever Jesus leads.

Bible Truth

Jesus said, "Follow me."
(Mark 1:17)

Materials

For the teacher:

- Bible
- footprints from the Unit 19 Lesson 3, Life Application

Preparation

1. Before class, arrange the footprints on the floor making a path that the children can follow.
2. Learn the songs "I Have Decided" and "Following the Leader" from the Unit 19 Song Sheet.

Instructions

1. Open the Bible. *The Bible says that a long time ago when Jesus was here on the earth, he chose twelve special friends as his team. Who remembers what his team was called? Apostles! Jesus told them to follow him. The Bible tells us that Jesus said, "Follow me." Let's all say that together: "Jesus said, 'Follow me.'" We want to follow Jesus! We want to be on Jesus' team!*
2. *We are going to play a game where we will follow Jesus. We're going to pretend that these are Jesus' footprints. Go to the beginning of the path and show the children how to put their feet on each of the footprints and walk along the path. Sing "I Have Decided" from the Unit 19 Song Sheet as the children follow you along the path.*
3. Start over following the footprints as you sing, but this time do it while jumping or hopping.
4. Let each child have a turn leading the group down the path. Help the children to choose an action to do as they go down the path. (Some ideas are: pat tummy, hands on the shoulders of the person in front of them, hands in the air, walking on tiptoe). Help the other children to follow the leader!
5. As each child takes a turn leading, sing "Following the Leader" from the Unit 19 Song Sheet.

I Obey Jesus

Disciples of Jesus

Lesson 4

Bible Truth Activity

Open the Bible. *The Bible says, "Jesus said, 'Follow me.'" Let's all say that together. Jesus said, "Follow me." How many friends did Jesus choose as his special team? He chose twelve! Twelve apostles! What did Jesus say to them? He said, "Follow me."*


Conclusion

Let's talk to God. Dear God, thank you for the twelve special friends Jesus chose for his team. We love Jesus, and we want to grow up and be his disciples and be on his team!

Who are you going to tell about Bible class today? What are you going to tell them?

Teacher Tips

- Use the footprints in future classes. Tape them to the floor as a path leading from one center to another to show the children the direction they will go when it is time to switch centers. They can walk on the footprints, as you play music or sing a line of a song, to tell them it is time to go to the next center.



Twelve Apostles

The children will learn about the twelve apostles that Jesus chose as his team.

Bible Story Text

Mark 3:13-19

Materials

For the teacher:

- Bible
- apostle puppets from the Unit 19 Lesson 3, Bible Story

Preparation

Familiarize yourself with the story and learn the "Twelve Apostles Song" and "Jesus' Team Song" from the Unit 19 Song Sheet.

Apostles

Give each child an apostle puppet to hold. *These are special friends who are in our Bible Story today!* Open the Bible. *The Bible says Jesus chose twelve special friends as his team. He called them apostles. Can you say apostles?*

The apostles were Jesus' special team. The Bible says that Jesus needed some helpers. So he asked some of his friends if they would help him. He called them his apostles. They would be his special team!

Let's count, and see how many apostles Jesus called to help him. Touch each puppet and count from one to twelve. Do you want to know their names? Distribute the puppets to the children as you say the names of the apostles. As you say each name have the children repeat it.

I Obey Jesus

Disciples of Jesus Lesson 4

Sing the "Twelve Apostles Song" from the Unit 19 Song Sheet. As you sing, point to each apostle. After you finish the song count the apostles again. Collect the apostle puppets.

The Bible says Jesus wants every person to become a disciple, so they can be on his team. Stand up at a small distance from the children. Call each child by name to stand next to you: Jesus wants _____ (child's name) to be on his team. Do you want to be on Jesus' team? Yes, come up here, and give me a high five! Jesus picked you to be on his team! While standing, sing "Jesus' Team Song" from the Unit 19 Song Sheet.

Conclusion

Have the children sit down and answer the following questions to review the story:


- Who picked the twelve apostles? (Jesus)
- What were Jesus' special friends called? (apostles)
- How many apostles were there? (twelve)
- Whose team do you want to be on? (Jesus' team!)
- What did Jesus say to his friends? (Follow me.)
- Who loves Jesus? (I do!)
- Do you want to follow Jesus? (Yes!)

Teacher Tips


- Have all the teachers dress in "teamwear."
- Decorate the center area with school pennants, pom-poms, etc.
- Make up and learn a "Kingdom Kids Team Cheer" for your class.

I Obey Jesus


Disciples of Jesus Lesson 4




Peter



James




Philip




Thomas




Simon




Andrew




Matthew




Thaddaeus



James Alphaeus



John



Bartholomew



Judas Iscariot



Team Pennant

The children will make a pennant to remind them that Jesus wants them to be on his team.

Materials

For each child:

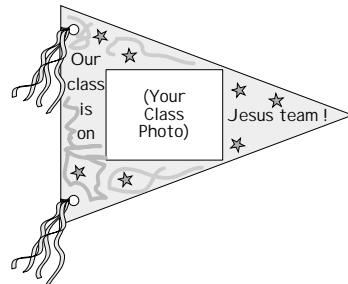
- 1 piece of bright-colored construction paper, 9" x 12"
- glue stick
- crayons
- 4 pieces of curling ribbon, 1 yard each (2 lengths in each of 2 colors)
- 5 star stickers
- class photo, taken during Unit 19 Lesson 3

For the teacher:

- scissors
- hole punch
- marker

Preparation

1. Mark the center on one of the short sides of the construction paper. Draw two lines from the mark to the corners on the opposite side of the paper, making a triangle. Cut out a large triangle "pennant" for each child from construction paper. See Figure A.
2. Punch a hole in two corners on the pennant as shown in Figure B.
3. Write "Our Class Is on Jesus' Team!" on each pennant.
NOTE: Leave a 3½" x 5" space in the center of each pennant for the class picture.
4. Cut four pieces of curling ribbon into 1-yard lengths, two different colors per child.
5. Make a model of the craft following the instructions.



I Obey Jesus

Disciples of Jesus Lesson 4

Instructions

1. Show the children the model of the craft. *This is called a pennant. Can you say pennant? Sometimes when people go to sporting matches they get a pennant for their favorite team. Our favorite team is Jesus' team! That is what this pennant says. It says "Our Class Is on Jesus' Team!" Can you say that? "Our class is on Jesus' team!" Do you see the picture? Who is this a picture of? It is a picture of our Bible class!*
2. Give each child a picture and have them find themselves and then name others in the class. Name each child as someone who "is on Jesus' team." As you name each child, give that child a "high-five." *It is awesome to be on the team with you! Isn't it great to be on Jesus' team together!*
3. Give each child a pennant. Help the children to glue the photos in the middle of the pennants being careful not to cover the words.
4. Give each child five star stickers to stick onto their pennants.
5. Have the children color their pennants, being careful not to color on the photos.
6. Help the children to attach two pieces of curling ribbon through each hole on their pennants, see Figure C:
 - A. Take two ribbons, one of each color, and fold them in half.
 - B. Thread the loop through the hole from the back to the front.
 - C. Put the ends of the ribbons through the loop and pull snug.
7. Write the children's names on the backs of their pennants.

Conclusion

Let the children wave their pennants and sing "Jesus' Team Song" from the Unit 19 Song Sheet and do a class team cheer.

Teacher Tips

- Cut the photos to fit if necessary, or to improve the composition.

Craft

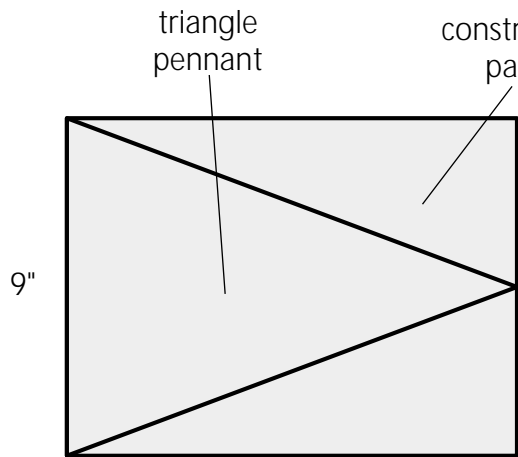


Figure A

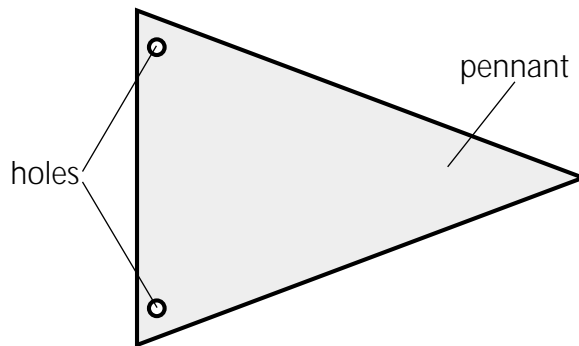


Figure B

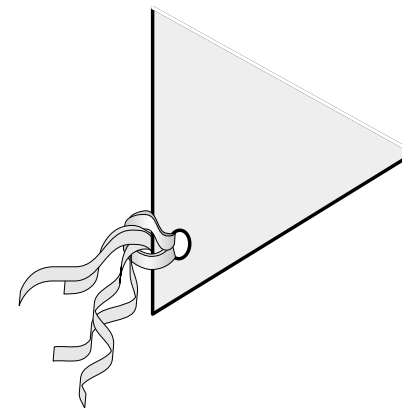
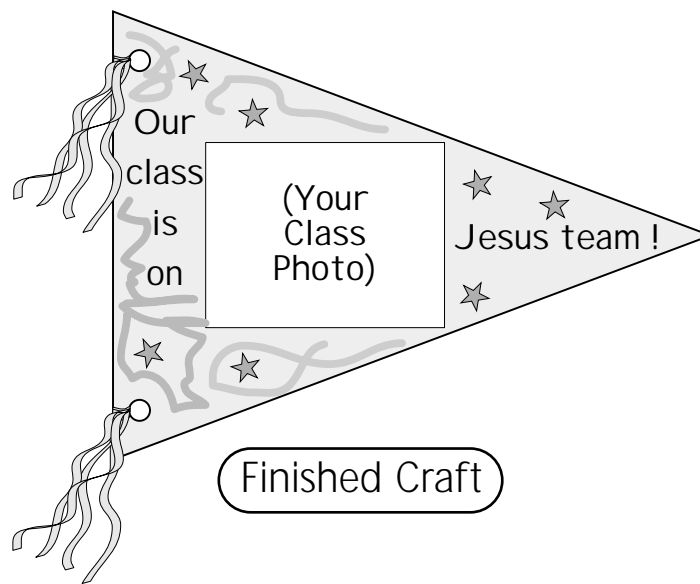


Figure C



Finished Craft





R
e
p
r
o
d
u
c
i
b
l
e

