

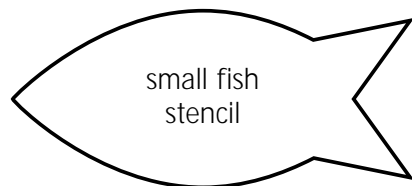
Page

Supplement/Craft  
1 copy for the teacher

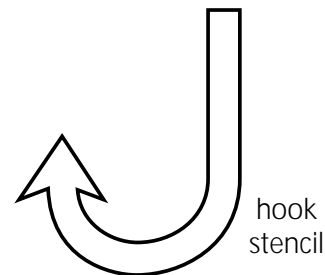
Disciples of Jesus  
Lesson 2



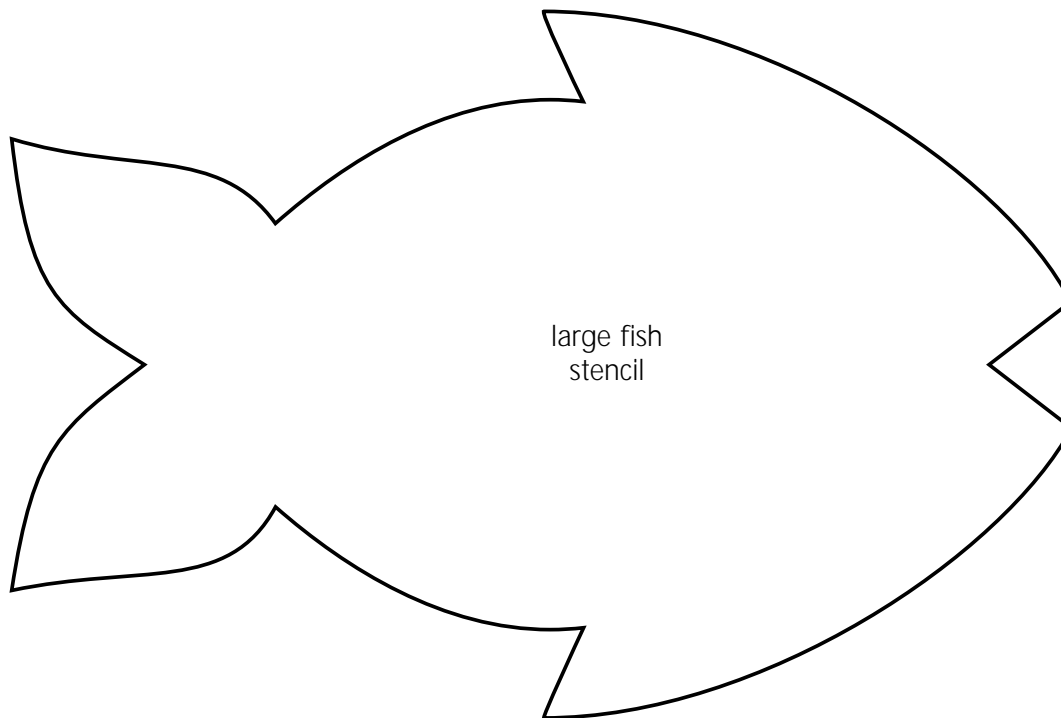
R  
e  
p  
r  
o  
d  
u  
c  
i  
b  
l  
e



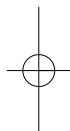
small fish  
stencil



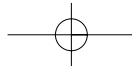
hook  
stencil



large fish  
stencil



Spring 2



Page

Core/Craft

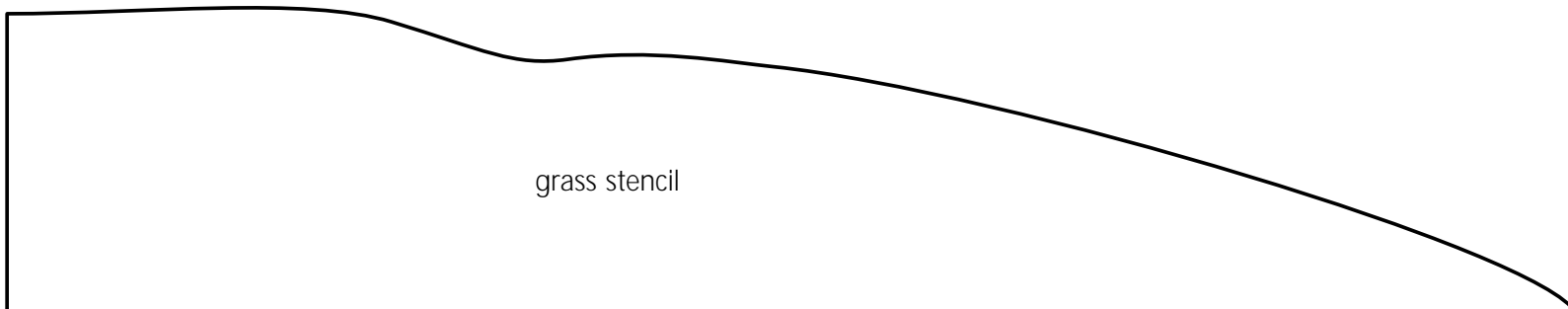
1 copy for the teacher

Disciples of Jesus

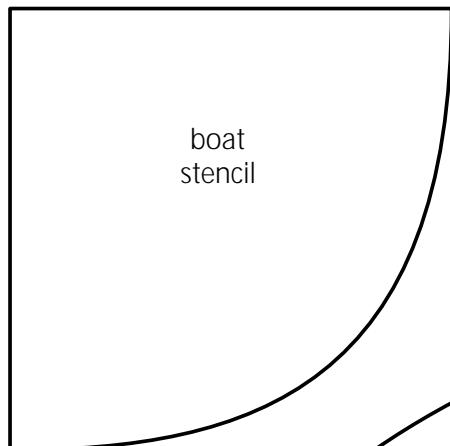
Lesson 2



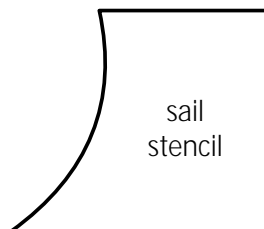
R  
e  
p  
r  
o  
d  
u  
c  
i  
b  
l  
e



grass stencil



boat  
stencil



sail  
stencil

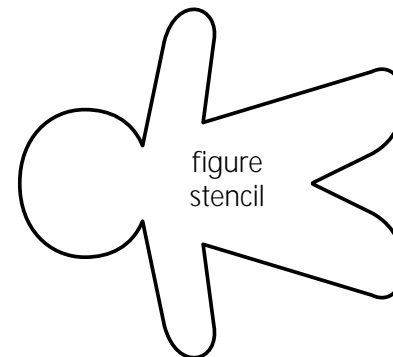
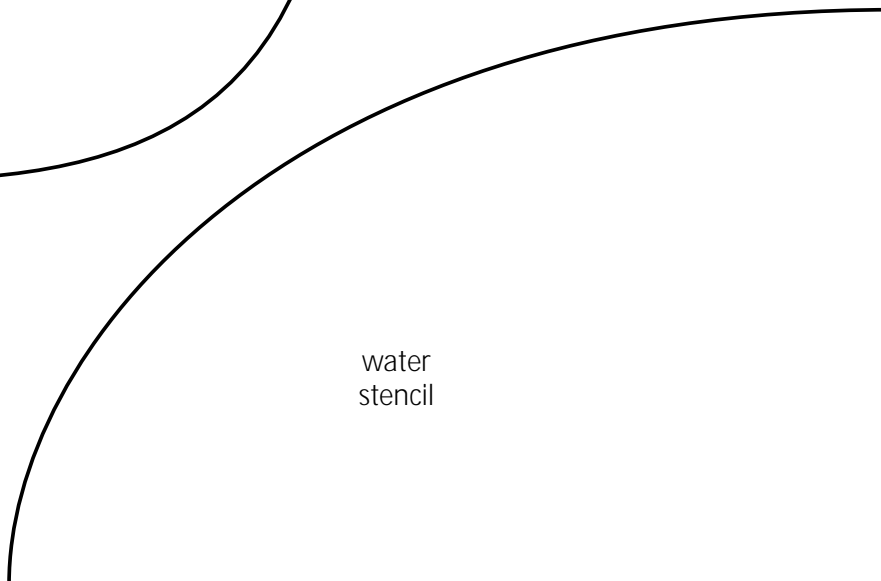
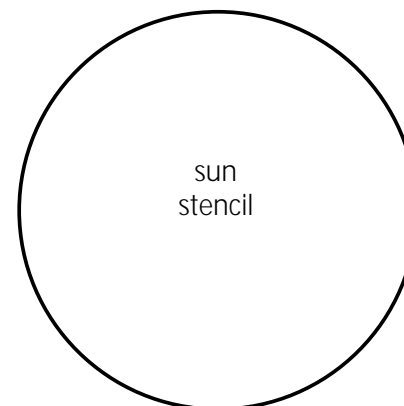


figure  
stencil

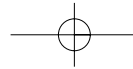


water  
stencil



sun  
stencil





supplement

# Jesus' First Disciples

## Disciples of Jesus Lesson 2

Craft

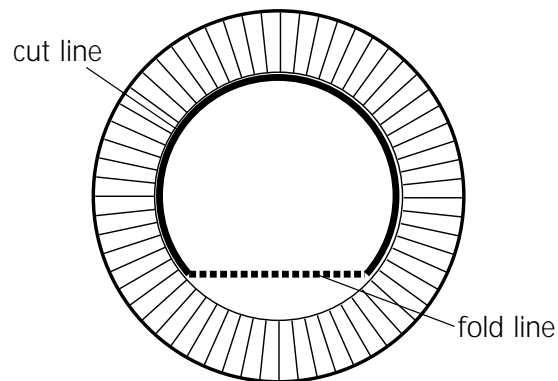


Figure A

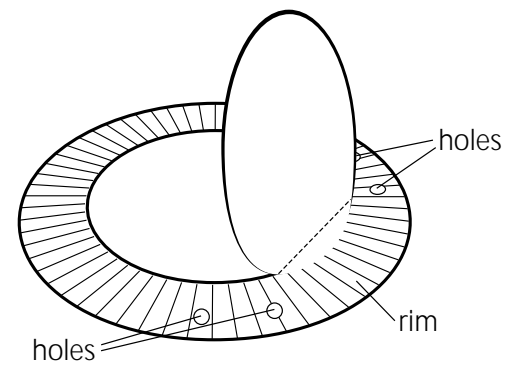


Figure B

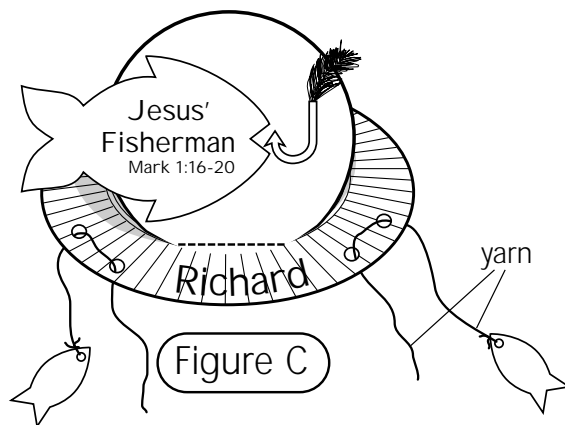
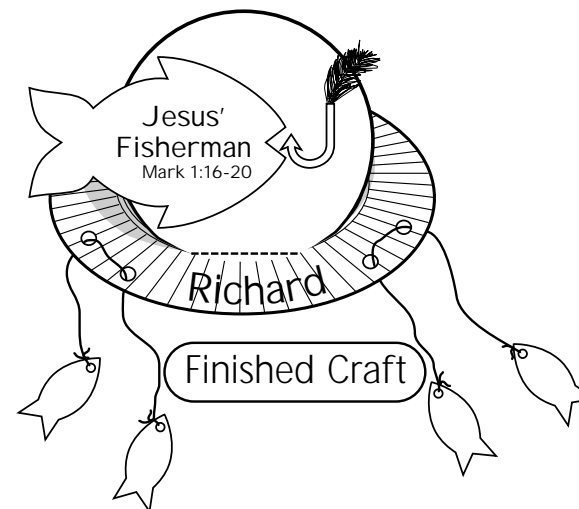


Figure C



Finished Craft



supplement

C  
r  
a  
f  
t

Spring 2

# Jesus' First Disciples

## Disciples of Jesus

Lesson 2

### Fishing Hats

The children will make a fishing hat to reinforce the lesson that Jesus has called us to be fishers of men.

#### Materials

For each child:

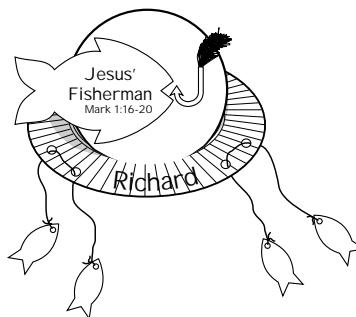
- 1 paper plate
- 1 piece of yellow construction paper, 2" x 2"
- 1 piece of colored construction paper, 7" x 7"
- 1 feather
- 2 pieces of yarn or string, 12"
- glue stick
- crayons

For the teacher:

- tape
- scissors
- hole punch
- black marker
- glue

Reproducible Pages:

- Page B, 1 copy for the teacher



#### Preparation

1. Prepare a plate for each child as follows:
  - A. Cut the center circle of a paper plate about  $\frac{3}{4}$  of the way around leaving the remaining  $\frac{1}{4}$  still attached. See Figure A.
  - B. Fold the center circle along the dotted line.
  - C. Punch two holes on the rim on both sides. See Figure B.
2. Prepare the fish and hook for each child as follows:
  - A. Cut out the fish and hook stencils from the copy of Reproducible Page B.
  - B. Trace and cut out one large fish and four small fish for each child from construction paper.
  - C. Trace and cut out one hook for each child from yellow construction paper.
  - D. Write on each large fish "Jesus' Fisherman Mark 1:16-20."
  - E. Punch a hole in the "mouth" of each small fish.
3. Cut two 12" pieces of yarn for each child.
4. Tie one small fish to the end of each piece of yarn.
5. Make a model of the craft following the instructions.

#### Instructions

1. Show the children the model of the craft. *Look what we are making!* Put the hat on your head. *This is a fisherman's hat. It is a hat to wear when you go fishing. Take off the hat. Can you help me count how many small fish are on my hat? 1-2-3-4! How many big fish do I have on my hat? One.*
2. Give each child a plate and help them glue the following on the flap of the hat:
  - A. Glue a large fish to the left side of the flap.
  - B. Glue the hook to the right of the fish's mouth.
  - C. Glue a feather to the top of the hook.
3. Have the children color their hats.
4. Give each child two pieces of yarn with a fish tied to one end. Help the children to thread the yarn up through one hole and down through the other. Repeat this on the other side of the hat. See Figure C.
5. Give each child two small fish. Help them to tie one fish to the loose end of each piece of yarn.
6. Write the children's names on the front rim of their hats.

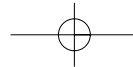
#### Conclusion

Sing "Fishermen Love To Fish" from the Unit 19 Song Sheet, using the craft as a prop for the song.

Let the children try on their hats.

#### Teacher Tips

- Make an eye for each large fish using a small circle of black construction paper on top of a larger circle of white construction paper.
- Give the children fish stickers to decorate their hats.

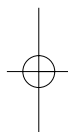



supplement

# Jesus' First Disciples

Disciples of Jesus  
Lesson 2

B  
i  
b  
l  
e  
s  
t  
r  
y



Spring 2

© 1999 by Discipleship Publications International

Disciples of Jesus 19-2:12

supplement

# Bible Story



Spring 2

## Jesus' First Disciples

### Disciples of Jesus Lesson 2

### Following Jesus

The children will learn that Jesus called his first disciples to follow him.

#### Bible Story Text

Mark 1:16-20

#### Materials

For the teacher:

- Bible
- 2-3 large cardboard boxes, laundry baskets or plastic tubs as "boats"
- a sheet for Jesus costume
- a net or small sheet for each "boat"
- oars from the Unit 19 Lesson 1, Bible Story
- 4 toy or plastic fish

#### Preparation

1. Cut out two oars for each boat from cardboard.
2. Before the children arrive arrange the boats one in front of the other and dress up as Jesus by draping the sheet around you.

#### James and John

As each child comes to the center have them get into a boat.

*Hello! Come and get into a boat. Have you ever been in a boat?*

*Today we are going to pretend that we are Jesus' first disciples.*

Open the Bible. *The Bible says that one day Jesus walked along the beach and saw some friends in their boat fishing. Their names were James and John. Can you say James and John?*

*I will pretend to be Jesus, and you will be my friends. Hi, friends! Wave your hand. Have the children say, "Hi, Jesus!" Ask the children, "What are you doing?" Have the children say, "We are fishing."*

*Here are nets for you to use to fish. This is what fishermen use, so they can catch lots of fish. Give the children in each boat a net. Show the children how fishermen use a net by spreading it over the side of the boat and lowering it into the "water." Let each child have a turn.*

Put the fish into the nets and help them to raise their nets and see the fish they caught. *Did you catch those fish? Let's see how many you caught!* Count the fish, as each child has a turn. Collect the nets and the fish.

*Jesus said to his friends, "Come and follow me, and I will make you fishers of men" (Mark 1:17). Wow! Jesus wanted to teach James and John how to help people love God. That must have been exciting! They got to follow Jesus, and they learned how to teach their friends to follow Jesus too!*

*Do you want to follow Jesus? Do you want to learn to help your friends to follow Jesus? Sing "I Have Decided" and "Deep Down in My Heart" from the Unit 19 Song Sheet, as the children take turns putting their oars in the water and rowing to shore.*

Help everyone to get out of the boats, put down the oars and follow Jesus.

March around the Center singing the first 3 verses of "Fishermen Love to Fish" from the Unit 19 Song Sheet.

#### Conclusion

Have the children sit down and answer the following questions to review the story:

- Who called his friends? (Jesus)
- What were his friends' names? (James and John)
- What did the friends ride in? (boats)
- What did they catch? (fish)
- What did Jesus say to his friends? (follow me)
- What did they do? (they followed him)
- Do you want to follow Jesus? (Yes!)

#### Teacher Tips

- Use wrapping paper tubes as oars.

supplement

Life

Application



Spring 2

# Jesus' First Disciples

## Disciples of Jesus Lesson 2

### Fishing for Men

The children will play a fishing game to remind them of all the different people that God wants us to love and help.

#### Bible Truth

Jesus said, "Follow me."  
(Mark 1:17)

#### Materials

For the teacher:

- Bible
- pond from the Unit 19 Lesson 1, Life Application
- fish from the Unit 19 Lesson 1, Life Application
- fishing rod from the Unit 19 Lesson 1, Life Application

#### Preparation

1. Place the fish inside the pond.
2. Familiarize yourself with the activity.

#### Instructions

1. Open the Bible. *In the Bible, Jesus said to James and John, "Follow me, and I will make you fishers of men." James and John were fishermen who caught fish. Hold up the blank side of a fish. But Jesus wanted them to fish for people. That means he wanted them to teach people about God. Turn the fish over and show the magazine picture.*
2. *Today we are going to play a fishing game. Show the children how to drop the string into the milk jug pond and catch a fish. I caught a red fish. Turn the fish over and hold up the picture. Look who I caught! Now I can be her friend and teach her how to love God.*
3. Give each child a chance to catch a fish. Sing a song from the Unit 19 Song Sheet as the children fish.

4. After all of the children have caught a fish, lay the fish on the floor, with the pictures facing down.
5. Have each child choose a fish and show the group the picture on it.
6. Ask each child, *what will you do to show your new friends how to follow Jesus?* Help the children by suggesting an answer for them to repeat, e.g.: invite them to church, be a friend, read the Bible with them, tell them about Jesus, invite them over to your house, pray with them.

#### Bible Truth Activity

Open the Bible. *The Bible says, "Jesus said, 'Follow me.'" Let's all say that together: "Jesus said, 'Follow me.'"*

*Jesus said, "Follow me, and I will make you fishers of men." Do we want to follow Jesus, and be fishers of men? Sing "Fishermen Love to Fish" From the Unit 19 Song Sheet. Alternate the last verse, using each child's name.*

#### Conclusion

*Let's talk to God. Dear God, please help us to love and follow Jesus. Please help us to love our friends and bring them to church so that they can learn to love Jesus, too.*

*Who are you going to tell about Bible class today? What are you going to tell them?*

#### Teacher Tips

- **IMPORTANT:** Do not allow the children to put the magnet or paper clips in their mouths and do not allow them to play with the fishing rod without adult supervision.

# Jesus' First Disciples

## Disciples of Jesus Lesson 2

Lesson at a Glance supplement

### Lesson Objectives

- The children will name James and John as friends who followed Jesus.
- The children will role play fishing.
- The children will say, "Follow me," when asked, "What did Jesus say to James and John?"

### Bible Story Text

Mark 1:16-20

### Bible Truth

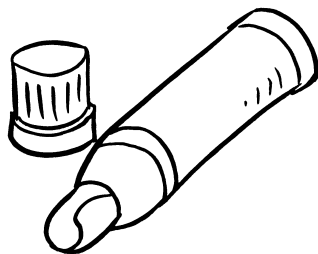
Jesus said, "Follow me."  
(Mark 1:17)

### Preclass Centers

As the children arrive, guide them to a pre-class center. Have no more than six children at each center.

#### Materials

Use the materials previously selected for this unit's preclass centers.



### Lesson Plan

Greeting and Registration

Preclass Activity: Preclass Centers

Welcome and Singing

Centers:

Life Application: Fishing for Men

Bible Story: Following Jesus

Craft: Fishing Hats

NOTE: Be sure to allow sufficient time for a snack.

#### Preparation

1. Be sure to check the condition of the materials selected for this unit's preclass centers prior to set up. Replace any broken toys, or puzzles with missing pieces as necessary.
2. Set up the centers before the children come into the classroom.
3. Assign a teacher to each center and have the teachers stay in those centers until the singing begins.

#### Instructions

Guide the play in each center reinforcing the unit theme.

#### Teacher Tips

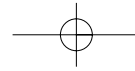
- **IMPORTANT:** Do not allow any small toys in the classroom. First check all toys for size. You can obtain a "safety cylinder" from a pediatrician. Any object that can fit into the cylinder is too small and could cause a child to choke.
- Be involved in the group play and offer guidance as needed.
- Wear comfortable clothes suitable for sitting on the floor.
- Smile! Be childlike in heart and alert in mind.

2 and 3 Year Olds

SEEDS OF FAITH

Pre class activity


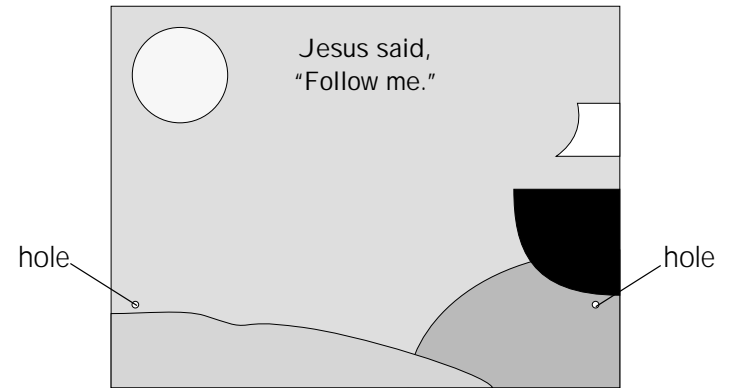
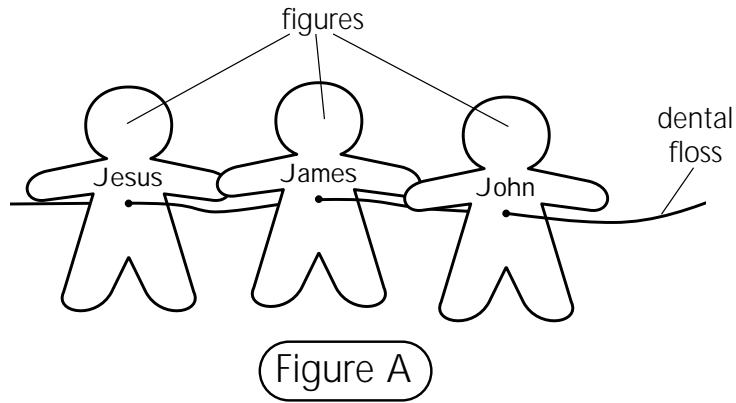


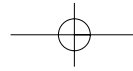


Craft

# Jesus' First Disciples

## Disciples of Jesus Lesson 2





# Craft

## Jesus' First Disciples

### Follow Jesus

This craft will remind the children that James and John followed Jesus.

#### Materials

*For each child:*

- 1 piece of red or purple construction paper, 9" x 12"
- 1 piece of yellow construction paper, 2¼" x 2¼"
- 1 piece of brown or black construction paper, 3" x 3"
- 1 piece of blue construction paper, 3½" x 5"
- 1 piece of green construction paper, 2" x 9"
- 1 piece of white construction paper, 9" x 12"
- 1 piece of dental floss, 24"
- glue stick
- crayons

*For the teacher:*

- scissors
- pinking shears
- push pin
- black marker
- hole punch
- metallic pen
- tape

*Reproducible Pages:*

- Page A, 1 copy for the teacher

#### Preparation

1. Write: Jesus said, "Follow me." at the top of each sheet of red or purple construction paper with the metallic pen.
2. Cut out the stencils from the copy of Reproducible Page A.
3. Trace and cut out one of each shape for each child as follows:
  - A. Cut a sail and three figures out of white construction paper.
  - B. Cut a boat out of black construction paper.
  - C. Cut water out of blue construction paper.
  - D. Cut grass out of green construction paper.
  - E. Cut a sun out of yellow construction paper with pinking shears.
4. Write Jesus, James and John on the white figures, one set for each child.
5. Make a hole in the center of each figure with a push pin.
6. Cut one 24" piece of dental floss for each child.

## Disciples of Jesus

### Lesson 2

7. Thread the dental floss through a Jesus, a James and a John figure. Do this for each child. NOTE: Be sure that the Jesus figure is the first one on the left. See Figure A.
8. Make a model of the craft following the instructions.

#### Instructions

1. Show the children the model of the craft. *This is James, and this is John. Can you say James and John? Do you know who asked James and John to follow him? Point to the Jesus figure. Yes, Jesus did.* Move James and John along the string from the boat to Jesus.
2. Give each child a piece of construction paper, and help them glue each of the following pieces to their paper:
  - A. Glue the water to the lower right corner of the paper.
  - B. Glue a piece of green grass to the lower left corner and across the bottom of the paper.
  - C. Glue a black boat on top of the water.
  - D. Glue a white sail above the boat.
  - E. Glue a sun in the upper left corner of the paper.
3. Give each child three figures to color. NOTE: Be sure to tell them to leave the figures on the string.
4. Punch a hole 1" in from each side of the paper, just above the grass. See Figure B.
5. As the children are coloring, help them thread the ends of the floss through the two holes and tape them down on the back of the paper. NOTE: Be sure that Jesus is on the left side of the picture.
6. Help the children to glue the Jesus figure to the paper, next to the hole on the left side of the paper.
7. Write the children's names on their papers.

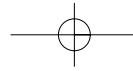
#### Conclusion

Slide James and John from the boat to Jesus. Show the children how they came from their boat to follow Jesus when he called them.

#### Teacher Tips

- Before cutting the white paper fold it in fourths. Take one fourth for the sail, then cut the three figures at the same time.
- Use a craft needle to thread Jesus, James and John together.
- For younger children, assemble some of the craft before class.





Life  
Application

## Jesus' First Disciples

Disciples of Jesus  
Lesson 2

Jesus said,  
"Follow me."



Life

Application

# Jesus' First Disciples

## Let's Fish

The children will play a game to reinforce the lesson that Jesus taught his disciples to become fishers of men.

### Bible Truth

Jesus said, "Follow me."  
(Mark 1:17)

### Materials

For the teacher:

- Bible
- beanbag fish from the Unit 19 Lesson 1, Life Application
- 1 small bed sheet
- a net (a fishing net, an insect net, fruit or vegetable bag or piece of fabric netting—large enough to "catch" the beanbag fish)

### Preparation

1. Learn "Fishermen Love To Fish" from the Unit 19 Song Sheet.
2. Spread the sheet out on the floor before the children arrive.

### Instructions

#### Game 1

1. Have the children sit around the edges of the sheet. *Today we are going to play a fishing game. We are going to pretend that we are James and John out fishing. Have you ever been fishing? Sometimes we use a fishing rod when we fish but fishermen often use nets so they can catch a lot of fish at one time!* Hold up the net.
2. Put the fish onto the middle of the sheet. Explain to the children that the sheet is the water. Have each of them stand up and hold an edge of the sheet. Have them gently shake the sheet making the fish swim in the waves.
3. *Wow! Look at those fish swimming in the water.* Sing two verses of "Fishermen Love To Fish" from the Unit 19 Song Sheet.
4. If space allows, choose one child at a time to walk around the water and catch as many fish as possible while you sing.
5. When you have finished singing the two verses the child's turn is over. Put all of the fish back on the water and have another child take a turn.
6. Continue until each child has had a turn.

## Disciples of Jesus

### Lesson 2

#### Game 2

1. Put all of the fish in a pile on the floor. Stand with the children holding the sheet over the fish. Shake the sheet to make waves.
2. Sing the first two verses of "Fishermen Love to Fish" from the Unit 19 Song Sheet but substitute a child's name for James and John.
3. When you say a child's name, that child should go under the sheet, take a fish and put the fish on top of the sheet.
4. Continue until each child has had a turn and all of the fish are on top of the sheet.

#### Bible Truth Activity

Open the Bible. *The Bible says, "Jesus said, 'Follow me.'" Let's all say that together: Jesus said, "Follow me."*

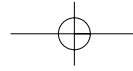
*Jesus said, "Follow me, and I will make you fishers of men." Do you know what it means to be a fisher of men? It means to help our friends to come to church and to learn how to love Jesus. Do we want to follow Jesus, and be fishers of men? Sing "Fishermen Love to Fish" from the Unit 19 Song Sheet. When you get to the last verse, sing it once for each child, using that child's name.*

#### Conclusion

*Let's talk to God. Dear God, please help us to love and follow Jesus, and please help us to love our friends and bring them to church.*

*Who are you going to tell about Bible class today? What are you going to tell them?*

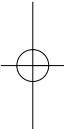





B  
i  
b  
l  
i  
c  
i  
t  
y

# Jesus' First Disciples

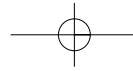
Disciples of Jesus  
Lesson 2



Spring 2

© 1999 by Discipleship Publications International

Disciples of Jesus 19-2-4



# Jesus' First Disciples

## Following Jesus

The children will learn that Jesus called the first disciples to follow him.

### Bible Story Text

Mark 1:16-20

### Materials

For the teacher:

- Bible
- 2-3 large cardboard boxes, laundry baskets or plastic tubs as "boats"
- a sheet for Jesus costume
- a net or small sheet for each "boat"
- oars from the Unit 19 Lesson 1, Bible Story
- 4 beanbag fish from the Unit 19 Lesson 1, Bible Story

### Preparation

Before the children arrive arrange the boats one in front of the other and dress up as Jesus by draping the sheet around you.

### James and John

As each child comes to the center have them get into a boat.

*Hello! Come and get into a boat. Have you ever been in a boat?*

*Today we are going to pretend that we are Jesus' first disciples.*

Open the Bible. *The Bible says that one day Jesus walked along the beach and saw some friends in their boat fishing. Their names were James and John. Can you say James and John?*

*I will pretend to be Jesus, and you will be my friends. Hi, friends! Wave your hand. Have the children say, "Hi, Jesus!" Ask the children, "What are you doing?" Have the children say, "We are fishing."*

*Here are nets for you to use to fish. This is what fishermen use, so they can catch lots of fish. Give the children in each boat a net. Show the children how fishermen use a net by spreading it over the side of the boat and lowering it into the "water." Let each child have a turn.*

Put the beanbag fish into the nets and help them to raise their nets and see the fish they caught. *Did you catch those fish? Let's see how many you caught!* Count the fish, as each child has a turn. Collect the nets and the fish.

## Disciples of Jesus

### Lesson 2

*Jesus said to his friends, "Come and follow me, and I will make you fishers of men" (Mark 1:17). Wow! Jesus wanted to teach James and John how to help people love God. That must have been exciting! They got to follow Jesus, and they learned how to teach their friends to follow Jesus too!*

*Do you want to follow Jesus? Do you want to learn to help your friends to follow Jesus? Sing "I Have Decided" and "Deep Down in My Heart" from the Unit 19 Song Sheet, as the children take turns putting their oars in the water and rowing to shore.*

Help everyone to get out of the boats, put down the oars and follow Jesus.

March around the Center singing the first 3 verses of "Fishermen Love to Fish" from the Unit 19 Song Sheet.

### Conclusion

Have the children sit down and answer the following questions to review the story:

- Who called his friends? (Jesus)
- What were his friends' names? (James and John)
- What did the friends ride in? (boats)
- What did they catch? (fish)
- What did Jesus say to his friends? (follow me)
- What did they do? (they followed him)
- Do you want to follow Jesus? (Yes!)



Pre  
classa  
c  
t  
i  
v  
i  
t  
y

# Jesus' First Disciples

## Preclass Centers



As the children arrive, guide them to a preclass center. Have no more than six children at each center.

### Materials

Use the materials previously selected for this unit's preclass centers.

### Preparation

1. Be sure to check the condition of the materials selected for this unit's preclass centers prior to set up. Replace any broken toys, or puzzles with missing pieces as necessary.
2. Set up the centers before the children come into the classroom.
3. Assign a teacher to each center and have the teachers stay in those centers until the singing begins.



## Disciples of Jesus

### Lesson 2

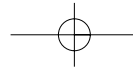
### Instructions

Guide the play in each center reinforcing the unit theme.

### Teacher Tips

- **IMPORTANT:** Do not allow any small toys in the classroom. First check all toys for size. You can obtain a "safety cylinder" from a pediatrician. Any object that can fit into the cylinder is too small and could cause a child to choke.
- Be involved in the group play and offer guidance as needed.
- Wear comfortable clothes suitable for sitting on the floor.
- Smile! Be childlike in heart and alert in mind.





## Disciples of Jesus Lesson 2

# Lesson at a Glance

# Jesus' First Disciples

## Lesson Objectives

- The children will name James and John as friends who followed Jesus.
- The children will role play fishing.
- The children will say, "Follow me," when asked, "What did Jesus say to James and John?"

## Bible Story Text

Mark 1:16-20

## Bible Truth

Jesus said, "Follow me."  
(Mark 1:17)

## Lesson Plan

Greeting and Registration

Preclass Activity: Preclass Centers

Welcome and Singing

Centers:

Bible Story: Following Jesus

Life Application: Let's Fish

Craft: Follow Jesus

NOTE: Be sure to allow sufficient time for a snack.

