

Follow Me

Disciples of Jesus Lesson 1

Lesson Objectives

- The children will name James and John as friends who followed Jesus.
- The children will role play fishing.
- The children will say, "Follow me," when asked, "What did Jesus say to James and John?"

Bible Story Text

Mark 1:16-20

Bible Truth

Jesus said, "Follow me."
(Mark 1:17)

Lesson Plan

Greeting and Registration

Preclass Activity: Preclass Centers

Welcome and Singing

Centers:

Bible Story: Following Jesus

Life Application: Let's Fish

Craft: Beanbag Fish

NOTE: Be sure to allow sufficient time for a snack.



Follow Me

Preclass Centers

In the preclass centers children will use language, motor, and cognitive skills, learn to interact with peers and cooperate in small groups.

Select four centers to use this unit. Assign a teacher to set up and supervise each center with no more than six children.

Materials

IMPORTANT: Do not allow any small toys in the classroom. First check all toys for size. You can obtain a "safety cylinder" from a pediatrician. Any object that can fit into the cylinder is too small and could cause a child to choke.

- Housekeeping Center—2 washable dolls (of diverse ethnicity, e.g., black and white), play food, dishes and 2 small blankets
- Story Center—simple books with limited text (cardboard are the most sturdy and durable) and large pillows
- Block Center—set of large blocks, people, animal figures (plastic or wooden) and toy cars
- Puzzle Center—1 puzzle for each child (for twos each puzzle piece itself should be a complete familiar object, for threes most can complete a 20-piece puzzle). **NOTE:** A puzzle should have all the pieces. If a puzzle piece is lost, the entire puzzle should be thrown out.


Instructions

Guide the play in each center reinforcing the unit theme. Refer to the following example for help in directing play and asking relevant questions.

In the Housekeeping Center: Bring in a child's fishing game or create one with a string and a clothespin. Ask the children what kinds of fish they are catching. Explain to them that Jesus caught people. Explain that he didn't use a fishing line, he used the Bible to teach people about God.

Teacher Tips

- You may want to try other centers such as transportation, large motor or manipulative.
- Wear comfortable clothes suitable for sitting on the floor.



Follow Me

Following Jesus

The children will learn that Jesus called the first disciples to follow him.

Bible Story Text

Mark 1:16-20

Materials

For the teacher:

- Bible
- 2-3 large cardboard boxes, laundry baskets or plastic tubs as "boats"
- a sheet for a Jesus costume
- a net or small sheet for each "boat"
- sturdy cardboard to make oars
- scissors
- 4 beanbag fish from the Craft teacher

Preparation

1. Cut out two oars for each boat from cardboard.
2. Before the children arrive arrange the boats one in front of the other and dress up as Jesus by draping the sheet around you.

James and John

As each child comes to the center have them get into a boat.

Hello! Come and get into a boat. Have you ever been in a boat?

Today we are going to pretend that we are Jesus' first disciples.

Open the Bible. *The Bible says that one day Jesus walked along the beach and saw some friends in their boat fishing. Their names were James and John. Can you say James and John?*

I will pretend to be Jesus, and you will be my friends. Hi, friends! Wave your hand. Have the children say, "Hi, Jesus!" Ask the children, "What are you doing?" Have the children say, "we are fishing."

Here are nets for you to use to fish. This is what fishermen use, so they can catch lots of fish. Give the children in each boat a net. Show the children how fishermen use a net by spreading it over the side of the boat and lowering it into the "water." Let each child have a turn.

Put the beanbag fish into the nets and help them to raise their nets and see the fish they caught. *Did you catch those fish? Let's see how many you caught!* Count the fish, as each child has a turn. Collect the nets and the fish.

Jesus said to his friends, "Come and follow me, and I will make you fishers of men" (Mark 1:17). Wow! Jesus wanted to teach James and John how to help people love God. That must have been exciting! They got to follow Jesus, and they learned how to teach their friends to follow Jesus too!

Do you want to follow Jesus? Do you want to learn to help your friends to follow Jesus? Sing "I Have Decided" and "Deep Down in My Heart" from the Unit 19 Song Sheet, as the children take turns putting their oars in the water and rowing to shore.

Help everyone to get out of the boats, put down the oars and follow Jesus.

March around the Center singing the first 3 verses of "Fishermen Love to Fish" from the Unit 19 Song Sheet.

NOTE: Save the beanbag fish and the oars for the Unit 19 Lesson 2, Bible Story.

Conclusion


Have the children sit down and answer the following questions to review the story:

- Who called his friends? (Jesus)
- What were his friends' names? (James and John)
- What did the friends ride in? (boats)
- What did they catch? (fish)
- What did Jesus say to his friends? (follow me)
- What did they do? (they followed him)
- Do you want to follow Jesus? (Yes!)

Teacher Tips

- Use wrapping paper tubes as oars.

Follow Me



Life

Application

Follow Me

Let's Fish

The children will play a game to reinforce the lesson that Jesus taught his disciples to become fishers of men.

Bible Truth

Jesus said, "Follow me."
(Mark 1:17)

Materials

For each child:

- 1 small, light-colored sock
- ½ pipe cleaner

For the teacher:

- Bible
- 1 small bed sheet
- dried beans
- black permanent marker
- sharp scissors
- a net (a fishing net, an insect net, fruit or vegetable bag or piece of fabric netting—large enough to "catch" the beanbag fish)

Preparation

1. Make one beanbag fish for each child as follows, see Figure A:
 - A. Fill each sock halfway full of beans.
 - B. Tie the sock closed with a pipe cleaner.
 - C. Cut a notch in the end of the sock to make a tail.
 - D. Using a marker, draw a mouth, eyes, fins and scales on each fish.
2. Learn "Fishermen Love To Fish" from the Unit 19 Song Sheet.
3. Spread the sheet out on the floor before the children arrive.

Instructions

Game 1

1. Have the children sit around the edges of the sheet. *Today we are going to play a fishing game. We are going to pretend that we are James and John out fishing. Have you ever been fishing? Sometimes we use a fishing rod when we fish, but fishermen often use nets so they can catch a lot of fish at one time!* Hold up the net.

Disciples of Jesus

Lesson 1

2. Put the fish onto the middle of the sheet. Explain to the children that the sheet is the water. Have each of them stand up and hold an edge of the sheet. Have them gently shake the sheet making the fish swim in the waves.
3. *Wow! Look at those fish swimming in the water.* Sing two verses of "Fishermen Love To Fish" from the Unit 19 Song Sheet.
4. If space allows, choose one child at a time to walk around the water and catch as many fish as possible while you sing.
5. When you have finished singing the two verses the child's turn is over. Put all of the fish back on the water and have another child take a turn.
6. Continue until each child has had a turn.

Game 2

1. Put all of the fish in a pile on the floor. Stand with the children holding the sheet over the fish. Shake the sheet to make waves.
2. Sing the first two verses of "Fishermen Love to Fish" from the Unit 19 Song Sheet but substitute a child's name for James and John.
3. When you say a child's name, that child should go under the sheet, take a fish and put the fish on top of the sheet.
4. Continue until each child has had a turn and all of the fish are on top of the sheet.

NOTE: Save the fish for the Unit 19 Lesson 2, Life Application.

Bible Truth Activity

Open the Bible. *The Bible says, "Jesus said, 'Follow me.'" Let's all say that together: Jesus said, "Follow me."*

Jesus said, "Follow me, and I will make you fishers of men." Do you know what it means to be a fisher of men? It means to help our friends to come to church and to learn how to love Jesus. Do we want to follow Jesus, and be fishers of men? Sing "Fishermen Love To Fish" from the Unit 19 Song Sheet. When you get to the last verse, sing it once for each child, using that child's name.

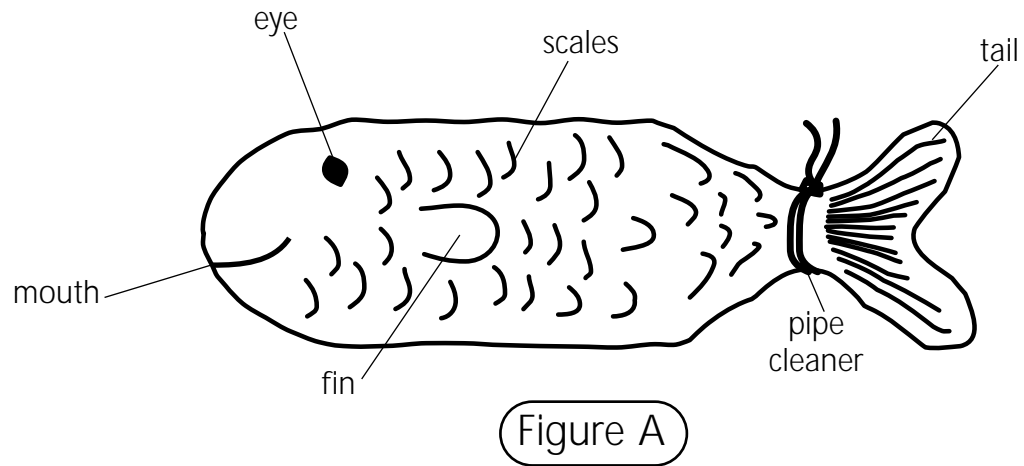
Conclusion

Let's talk to God. Dear God, please help us to love and follow Jesus, and please help us to love our friends and bring them to church.

Who are you going to tell about Bible class today? What are you going to tell them?



Follow Me



Follow Me Beanbag Fish

The children will make beanbag fish to remind them that Jesus called the fishermen to follow him.

Materials

For each child:

- 1 small sock
- ½ pipe cleaner
- ½ cup of dried beans or rice
- 1" x 3" piece of bright-colored card stock

For the teacher:

- a paper cup
- scissors
- black marker
- hole punch

Preparation

1. Prepare a sock for each child as follows, see Figure A:
 - A. Draw eyes, fins and scales on each side of the sock.
 - B. Cut the end of the sock as needed to make the tail. NOTE: The tail should not be more than ⅓ of the length of the sock.
2. Prepare a "fish tag" for each child as follows:
 - A. Cut a 1" x 3" piece of colored card stock as a tag.
 - B. Punch a hole in the end of the tag.
 - C. Write: Jesus said, "Follow me." on each tag.
3. Cut a pipe cleaner in half for each child.
4. Cut a large hole in the bottom of the paper cup to use as a funnel for the beans.
5. Make a model of the craft following the instructions. NOTE: Make four extra fish (without the tag) to give to the Bible Story teacher before class begins.

Instructions

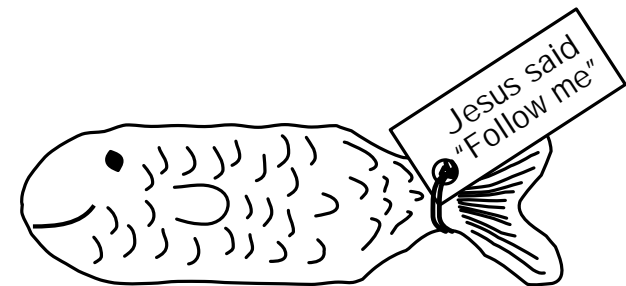
1. Show the children your model. *This is a fish like the ones in our Bible Story! James and John caught fish in their net. You are going to make a fish to take home.*
2. Give each child a sock. Help each child to slide the paper cup funnel into the opening of the sock.
3. Pour enough beans to fill the sock from toe to heel. Immediately give the child half of a pipe cleaner and help them to wrap it around the sock once, twisting it tightly together. This will seal the beans in and form the fish's tail. See Figure B.
4. Give each child a fish tag. Put one end of the pipe cleaner through the hole on the tag and twist the ends of the pipe cleaner together.
5. Write the child's name on the back of the fish tag.

Conclusion

Sing "Fishermen Love To Fish" from the Unit 19 Song Sheet and use the beanbag fish as props while you sing.

Teacher Tips

- **IMPORTANT:** Do not let the children handle the beans. They are a choking hazard.
- Let the children color in the fish with markers as you move around the center filling their socks with beans.



craft

Follow Me

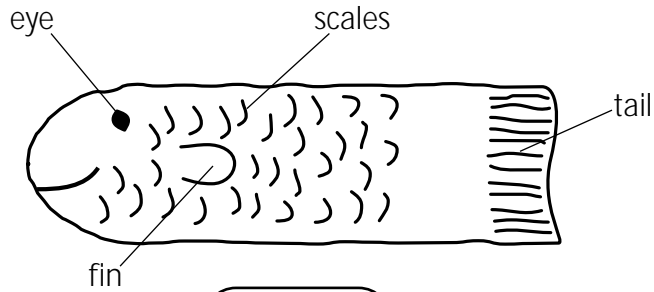


Figure A

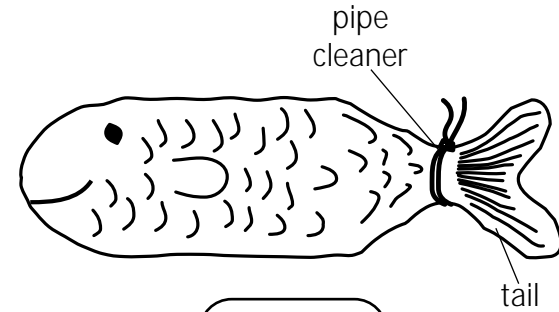



Figure B



Finished Craft





Lesson Objectives

- The children will name James and John as friends who followed Jesus.
- The children will role play fishing.
- The children will say, "Follow me," when asked, "What did Jesus say to James and John?"

Bible Story Text

Mark 1:16-20

Bible Truth

Jesus said, "Follow me."
(Mark 1:17)

Preclass Centers

In the preclass centers children will use language, motor, and cognitive skills, learn to interact with peers and cooperate in small groups.

Select four centers to use this unit.


Assign a teacher to set up and supervise each center with no more than six children.

Materials

IMPORTANT: Do not allow any small toys in the classroom. First check all toys for size. You can obtain a "safety cylinder" from a pediatrician. Any object that can fit into the cylinder is too small and could cause a child to choke.

- Housekeeping Center—2 washable dolls (of diverse ethnicity, e.g., black and white), play food, dishes and 2 small blankets

- Story Center—simple books with limited text (cardboard are the most sturdy and durable) and large pillows
- Block Center—set of large blocks, people, animal figures (plastic or wooden) and toy cars
- Puzzle Center—1 puzzle for each child (for twos each puzzle piece itself should be a complete familiar object, for threes most can complete a 20-piece puzzle). **NOTE:** A puzzle should have all the pieces. If a puzzle piece is lost, the entire puzzle should be thrown out.



Lesson Plan

Greeting and Registration

Preclass Activity: Preclass Centers

Welcome and Singing

Centers:

Life Application: Fishing for Men

Bible Story: Following Jesus

Craft: Fishing Friends

NOTE: Be sure to allow sufficient time for a snack.

Instructions

Guide the play in each center reinforcing the unit theme. Refer to the following example for help in directing play and asking relevant questions.

In the Housekeeping Center: Bring in a child's fishing game or create one with a string and a clothespin. Ask the children what kinds of fish they are catching. Explain to them that Jesus caught people. Explain that he didn't use a fishing line, he used the Bible to teach people about God.

Teacher Tips

- You may want to try other centers such as transportation, large motor or manipulative.
- Wear comfortable clothes suitable for sitting on the floor.

Life

Application



Fishing for Men

The children will play a fishing game to remind them of all the different people that God wants us to love and help.

Bible Truth

Jesus said, "Follow me."
(Mark 1:17)

Materials

For the teacher:

- Bible
- 1 plastic gallon milk or juice container
- sharp scissors or utility knife
- 6 pieces of bright-colored construction paper
- black marker
- magazine pictures of people
- glue stick
- 12 large paper clips
- blue construction paper to cover the milk jug
- unsharpened pencil
- sturdy string
- magnet
- clear contact paper or laminate (optional)

Reproducible Pages:

- Page A, 1 copy for the teacher

Preparation

1. Cut out twelve individual pictures of people from the magazines.
2. Cut out the fish stencil from the copy of Reproducible Page A.
3. Make twelve fish as follows:
 - A. Trace and cut out twelve fish from the construction paper.
 - B. Glue a picture of a person onto each fish.
 - C. Place a paper clip on the mouth area of each fish.
 - D. Cover with contact paper for greater durability. (optional)
4. Make a fishing rod as follows:
 - A. Tie a string around the eraser end of the pencil.
 - B. Tie the magnet to the other end of the string.
5. Cut the top $\frac{1}{3}$ off of the plastic milk jug.
6. Cover the outside of the jug with blue construction paper to make a "pond."
7. Place the fish inside the pond.

Instructions

1. Open the Bible. *In the Bible, Jesus said to James and John, "Follow me, and I will make you fishers of men." James and John were fishermen who caught fish. Hold up the blank side of a fish. But Jesus wanted them to fish for people. That means he wanted them to teach people about God. Turn the fish over and show the magazine picture.*
2. *Today we are going to play a fishing game. Show the children how to drop the string into the milk jug pond and catch a fish. I caught a red fish. Turn the fish over and hold up the picture. Look who I caught! Now I can be her friend and teach her how to love God.*
3. Give each child a chance to catch a fish. Sing a song from the Unit 19 Song Sheet as the children fish.
4. After all of the children have caught a fish, lay the fish on the floor, with the pictures facing down.
5. Have each child choose a fish and show the group the picture on it.
6. Ask each child, *what will you do to show your new friends how to follow Jesus?* Help the children by suggesting an answer for them to repeat, e.g.: invite them to church, be a friend, read the Bible with them, tell them about Jesus, invite them over to your house, pray with them.

NOTE: Save the pond, fish, and fishing rod for the Unit 19 Lesson 2, Life Application.

Bible Truth Activity

Open the Bible. *The Bible says, "Jesus said, 'Follow me.'" Let's all say that together: "Jesus said, 'Follow me.'"*

Jesus said, "Follow me, and I will make you fishers of men." Do we want to follow Jesus, and be fishers of men? Sing "Fishermen Love to Fish" From the Unit 19 Song Sheet. Alternate the last verse, using each child's name.

Conclusion

Let's talk to God. Dear God, please help us to love and follow Jesus. Please help us to love our friends and bring them to church so that they can learn to love Jesus, too.

Following Jesus

The children will learn that Jesus called his first disciples to follow him.

Bible Story Text

Mark 1:16-20

Materials

For the teacher:

- Bible
- 2-3 large cardboard boxes, laundry baskets or plastic tubs as "boats"
- a sheet for a Jesus costume
- a net or small sheet for each "boat"
- sturdy cardboard to make oars
- scissors
- 4 toy or plastic fish

Preparation

1. Cut out two oars for each boat from cardboard.
2. Before the children arrive arrange the boats one in front of the other and dress up as Jesus by draping the sheet around you.

James and John

As each child comes to the center have them get into a boat.

Hello! Come and get into a boat. Have you ever been in a boat?

Today we are going to pretend that we are Jesus' first disciples.

Open the Bible. *The Bible says that one day Jesus walked along the beach and saw some friends in their boat fishing. Their names were James and John. Can you say James and John?*

I will pretend to be Jesus, and you will be my friends. Hi, friends! Wave your hand. Have the children say, "Hi, Jesus!" Ask the children, "What are you doing?" Have the children say, "We are fishing."

Here are nets for you to use to fish. This is what fishermen use, so they can catch lots of fish. Give the children in each boat a net. Show the children how fishermen use a net by spreading it over the side of the boat and lowering it into the "water." Let each child have a turn.

Put the fish into the nets and help them to raise their nets and see the fish they caught. *Did you catch those fish? Let's see how many you caught!* Count the fish, as each child has a turn. Collect the nets and the fish.

Jesus said to his friends, "Come and follow me, and I will make you fishers of men" (Mark 1:17). Wow! Jesus wanted to teach James and John how to help people love God. That must have been exciting! They got to follow Jesus, and they learned how to teach their friends to follow Jesus too!

Do you want to follow Jesus? Do you want to learn to help your friends to follow Jesus? Sing "I Have Decided" and "Deep Down in My Heart" from the Unit 19 Song Sheet, as the children take turns putting their oars in the water and rowing to shore.

Help everyone to get out of the boats, put down the oars and follow Jesus.

March around the Center singing the first 3 verses of "Fishermen Love to Fish" from the Unit 19 Song Sheet.

NOTE: Save the oars and the fish for the Unit 19 Lesson 2, Bible Story.

Conclusion


Have the children sit down and answer the following questions to review the story:

- Who called his friends? (Jesus)
- What were his friends' names? (James and John)
- What did the friends ride in? (boats)
- What did they catch? (fish)
- What did Jesus say to his friends? (follow me)
- What did they do? (they followed him)
- Do you want to follow Jesus? (Yes!)

Teacher Tips

- Use wrapping paper tubes as oars.

Bible Story



Fishing Friends

The children will make a string of fish to remind them of Jesus' call to be fishers of men.

Materials

For each child:

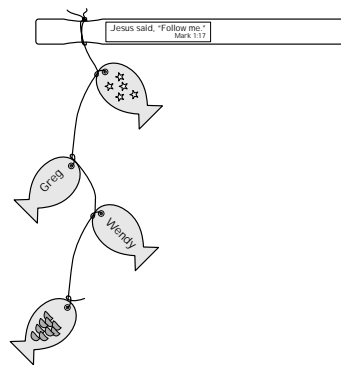
- 1 paint stick
- 24 inch length of yarn
- 1 piece of bright-colored construction paper, 4" x 7"
- glue stick
- 10 colored circle stickers
- 10 foil star stickers
- crayons

For the teacher:

- scissors
- glue
- hole punch
- hole reinforcers
- black marker

Reproducible Pages:

- Page A, 1 copy for the teacher
- Page B, 1 copy for every 10 children



Preparation

1. Cut out the fish stencil from the copy of Reproducible Page A.
2. Prepare fish for each small group as follows:
 - A. Determine the number of children in each small group that will come to your center.
 - B. Assign a different color to each child in the group.
 - C. Trace and cut out one fish of each color for each child in the group. For instance: four children in the group; four green fish, four yellow fish, four red fish and four blue fish.
 - D. Punch a hole in each fish as an eye.
 - E. Place a hole reinforcer around the eye on each side of the fish.
3. Cut the circle stickers in half to make "scales."
4. Cut a 24" piece of yarn for each child.
5. Tie one end of a piece of yarn at the indent on each paint stick.

6. Cut out the memory verses from the copies of Reproducible Page B.
7. Glue a memory verse to each paint stick.
8. Make a model of the craft following the instructions.

Instructions

1. Show the children the model of the craft. *Look what we are making! This is to remind us what Jesus said when he called James and John. Can you remember what he said? Point to the Bible Truth on the stick. He said, "Follow me, and I will make you fishers of men." Can you say "fishers of men"? Who wants to follow Jesus, and be a fisher of men?*
2. Give each child a stack of the same color fish. Have them decorate the fish with "scales" and stickers.
3. Write the child's name on all of the fish in their stack. Do this for each child.
4. After the children have decorated their fish, have them give one fish to each child in the group and keep one for themselves.
5. Give each child a paint stick with yarn attached. Help the children to thread the yarn through the hole in one fish.
6. Tie the yarn to hold the fish in place. See Figure A. Continue tying on the rest of the fish, spacing them a few inches apart.
7. Write the children's names on their sticks.

Conclusion

Sing "Fishermen Love to Fish" from the Unit 19 Song Sheet, using craft as a prop for the song.

Teacher Tips

- Have one child at a time hand out their fish.

Craft

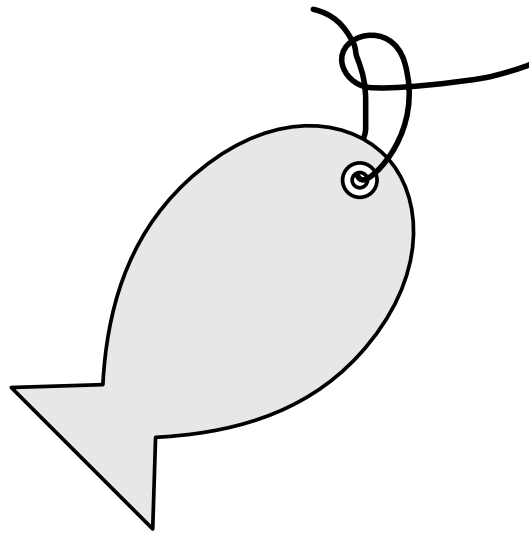
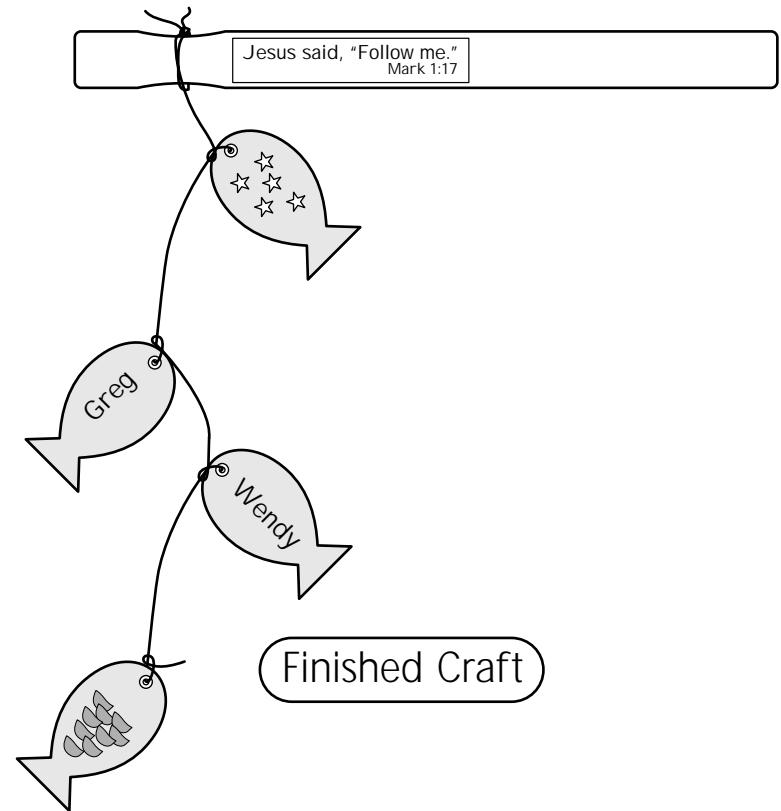


Figure A



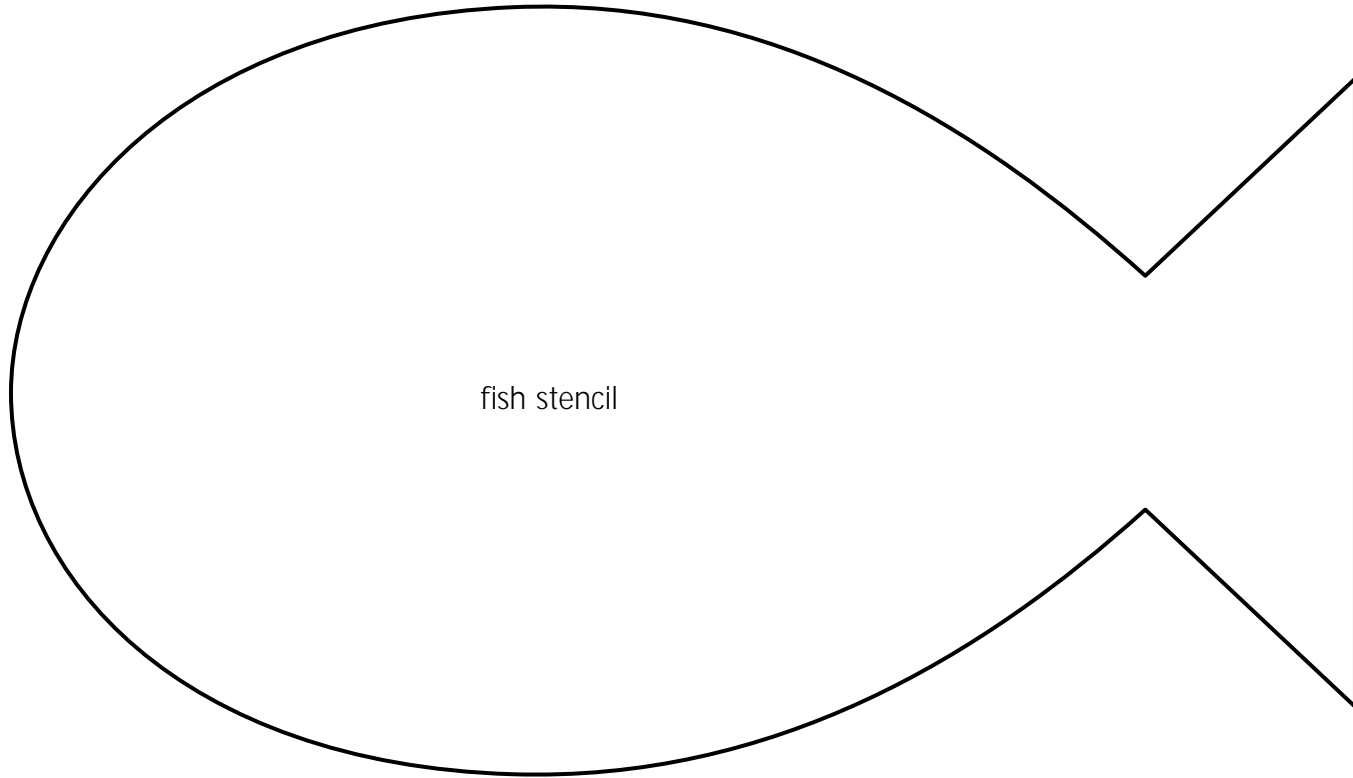
Finished Craft





R
e
p
r
o
d
u
c
i
b
l
e

Supplement/Life Application/1 copy for the teacher
Supplement/Craft/1 copy for the teacher





R
e
p
r
o
d
u
c
i
b
l
e

Jesus said, "Follow me."
Mark 1:17

Jesus said, "Follow me."
Mark 1:17

Jesus said, "Follow me."
Mark 1:17

Jesus said, "Follow me."
Mark 1:17

Jesus said, "Follow me."
Mark 1:17

Jesus said, "Follow me."
Mark 1:17

Jesus said, "Follow me."
Mark 1:17

Jesus said, "Follow me."
Mark 1:17

Jesus said, "Follow me."
Mark 1:17

Jesus said, "Follow me."
Mark 1:17

