

A Sick Woman

Lesson Objectives

- The children will describe Jesus as someone who is never too busy to help others.
- The children will state that a woman was healed by her faith.
- The children will decide to help those around them the way that Jesus helped others.

Lesson Text

Luke 8:42-48

Scripture Memory Verse

"Your faith has healed you. Go in peace."

Luke 8:48

Lesson Plan

Greeting and Registration

Preclass Activity: The Crowd

Welcome and Singing

Centers:

Bible Story: Getting Well

Life Application: Let Me Help

Craft: Never Too Busy

NOTE: Be sure to allow sufficient time for a snack.



A Sick Woman

The Crowd

The children will create the crowd scene where the sick woman approached Jesus. This will be used in the Bible Story Center.

Materials

For each child:

- glue stick
- crayons or markers

For the teacher:

- scissors
- 1 large poster board

Reproducible Pages:

- Page A, 1 copy for every 2 children

Preparation

Cut out the people from the copies of Reproducible Page A.

Instructions


1. Give each child two people from the copies of Reproducible Page A.
2. Have the children color the people.
3. Have the children glue the people onto the poster board creating a crowd.
4. Give the poster board to the Bible Story teacher.

Conclusion

Talk to the children about times that they have been in large crowds. How did they feel? Did people bump into them? Was it hard to see very far? Did they hold on tight to a grown-up's hand?

Teacher Tips

- Cut out and color extra people in advance for any children who may arrive late.



A Sick Woman

Getting Well

The children will learn that Jesus was never too busy to care for others. They will also learn that it is always best to tell the truth.

Lesson Text

Luke 8:42-48

Materials

For the teacher:

- poster board crowd from the Preclass Activity
- crayons
- glue stick
- scissors

Reproducible Pages:

- Page B, 1 copy for the teacher

Preparation

1. Cut out and color the pictures of Jesus and the woman from the copy of Reproducible Page B.
2. Glue each figure to a craft stick.

Tell the Truth

Show the children the Jesus figure and move it in front of the crowd on the poster board. *Jesus was having a very busy day. He was busy teaching people about God and healing sick people. There were a lot of people waiting for Jesus. They were very happy to see him. Everyone wanted to be close to Jesus. The crowds were pushing against him.*

Have you ever been in a crowd? How did it feel? (scary, fun, exciting) Why do you think people wanted to get close to Jesus? (to be healed, to learn about God) That's right. The people knew Jesus would help them.

A woman had heard about Jesus and how he always helped people. Show the children the woman figure. She was very, very sick. She had been sick for a long time, and no one had been able to help make her better. What should she do? Do you think she should talk to Jesus? (yes) Will he have time to help her? He is very busy. Let's see what happens.

Open the Bible to Luke 8. *The woman saw Jesus and believed that he could help her. There were a lot of people around Jesus. She*

tried to get close to Jesus but it was very hard. Finally, she was almost there. She reached out and touched his cloak. Immediately she was healed! (Luke 8:44). She was not sick any more! Do you think she was happy? Yes, she was very happy!

But then she heard a voice say, "Who touched me?" It was Jesus. He wanted to know who had touched him. The woman was afraid. She did not say anything. Jesus' friend Peter said, "Master, there are a lot of people here. Anyone could have pushed against you." Jesus said "Someone touched me; I know that power has gone out from me" (Luke 8:45-46).

Should the woman tell Jesus that it was she who had touched him? (yes) That's right! She should tell the truth. She went up to Jesus. She was still scared; she was shaking. Maybe she thought, "What if Jesus is angry with me for taking his power?" She fell at Jesus' feet and told him the truth. She told him all about her sickness and that she knew if she could just touch him, she would be healed. Then she told Jesus that she had gotten better as soon as she touched his cloak! (Luke 8:47).

Jesus was happy that she told him the truth. She had believed that Jesus would help her and she was right! Jesus said to the woman "Your faith has healed you. Go in peace" (Luke 8:48).

Do you remember how busy Jesus was? He was helping lots of people, but he stopped what he was doing to help the sick woman. Jesus is never too busy to help us. Anytime you go to Jesus he will help you. How can you talk to Jesus? (By praying.) Jesus is never too busy, he always wants to help us.

NOTE: Save the Jesus and the Woman figures for the Unit 17 Lesson 4, Bible Story.

Conclusion

Ask the following questions as a review:

- Who does Jesus love? (everyone)
- Why did this woman need Jesus? (she was very sick)
- What did she do to get better? (touched Jesus' cloak)
- Did Jesus know what had happened? (yes)
- What did Jesus want to know? (who touched him)
- Did the woman tell the truth? (yes)
- Is it good to lie or to tell the truth? (to tell the truth)



A Sick Woman



A Sick Woman

Let Me Help

The children will practice being helpful.

Scripture Memory Verse

"Your faith has healed you. Go in peace."

Luke 8:48

Materials

For the teacher:

- broom and dust pan
- small pot or pan
- wooden spoon
- 1 paper plate
- 1 paper napkin
- 1 paper cup
- a ball
- a toy
- a book
- a hairbrush

Preparation

Familiarize yourself with the activity.

Instructions

Explain to the children that they will take turns role playing various ways that they can be helpful just like Jesus was helpful. The children who are watching can help give suggestions to the children who are role playing.

Choose two children to do the first scene.

- Scene #1 *Two children are rolling a ball back and forth to each other. They are having fun! Mom says: "Bobby, Susie, can you please come help me set the table for dinner?" What should they do to be like Jesus? (help right away)*
- Scene #2 *Mark is reading a book. Mom is sweeping the floor with a broom. Mom asks: "Could you please hold the dust pan for me while I sweep?" Mark is in the middle of reading a book. What should he do? (put the book down and help)*

- Scene #3 *Dad is cooking in the kitchen. Two children are playing with a toy. Dad asks the children to help make dinner. They are playing together. Would it be easy for them to stop and help? What would Jesus do? (stop and help)*
- Scene #4 *Two children are watching TV. A third child is brushing her hair and needs help. She asks one of the children to help her. It looks like she really needs help but it's right in the middle of the show. If they help they might miss some of the show. What should they do? (Have her sit with them and help her while they all watch the show.)*
- Scene #5 *One or two children are reading or playing. Another child falls and hurts himself. Oh no, he's really hurt. What should they do? What would Jesus do? (help, one child get an adult, one child help)*

Scripture Memory Activity

Tell the children the memory verse and ask them to repeat it with you. Explain to the children that the verse is what Jesus said to a woman whom he had healed.

Choose a child to pretend to be Jesus. Have them stand up and say the verse as Jesus might have said it. Help the children with the verse as necessary.

Conclusion

If you are helpful with your friends it will help them to see that God loves them. When Jesus helped the sick woman, it showed her that God loved her. Your friends will want to come with you to Bible class when they see how much God loves them.

Pray with the children asking God to help you all to be like Jesus and to help the people around you.

Teacher Tips

- Be creative and flexible with the scenes. Any combination of the suggested scenes, or some of your own, can be used with any number of children depending on the size of your group.



A Sick Woman

Life

A
P
P
L
I
C
A
T
I
O
N

“Your faith has healed you.

Go in peace.”

Luke 8:48



A Sick Woman

Never Too Busy

The magnetic chart will serve as a visual reminder for the children to remember what they can do to help others with their time.

Materials

For each child:

- 1 piece of light-colored construction paper, 9" x 12"
- 1 piece of light-colored construction paper, 3" x 5"
- 1 sheet of star stickers
- 1 piece of magnetic strip, 2"
- glue stick
- crayons

For the teacher:

- stapler
- marker

Reproducible Pages:

- Page C, 1 copy for each child

Preparation

1. Cut out the picture boxes from the copies of Reproducible Page C.
NOTE: Cut the picture out as one big box, do not cut out the individual pictures.
2. On the top of the large piece of construction paper write "Jesus was never too busy." Underneath it write "_____ is never too busy." See Figure A.
3. Cut a 3" x 5" piece of construction paper for each child.
4. Make a model of the craft following the instructions.

Instructions

1. Show the children the model of the craft. Read the top of it to them. *In our Bible Story we are learning that Jesus always had time to help people. This chart is to help you to be encouraged when you help someone. You can put a sticker on the different pictures when you do what the picture shows.* Explain what each picture is to the children.
2. Give each child a picture box to color.
3. Give each child a large piece of construction paper. Have them glue the picture box just under the written words on the paper.


4. Give each child a 3" x 5" piece of construction paper. Have them put glue on three sides of the piece of paper and then place it under the picture box forming a "pocket." Give each child a sheet of star stickers to put in the pocket. See Figure B.
5. Give each child a piece of magnetic strip to put on the back of the paper.

Conclusion

Ask each child where he or she will put the chart. Encourage the children to do at least one of the things on the chart that day.


Teacher Tips

- Give the children additional items to decorate their crafts with; sequins, stickers, glitter, etc.



CRAFT

A Sick Woman



construction
paper

Figure A



Figure B



A Sick Woman

Lesson Objectives

- The children will describe Jesus as someone who is never too busy to help others.
- The children will state that a woman was healed by her faith.
- The children will decide to help those around them the way that Jesus helped others.

Lesson Text

Luke 8:42-48

Scripture Memory Verse

"Your faith has healed you. Go in peace."

Luke 8:48

Lesson Plan

Greeting and Registration

Preclass Activity: Faces

Welcome and Singing

Centers:

Game: Who Touched You?

Craft: The Touch

Life Application: Do You Remember?

NOTE: Be sure to allow sufficient time for a snack.

Faces

The children will make happy and sad faces to be used in the Life Application Center.

Materials

For each child:

- 2 white paper plates
- crayons or markers
- glue stick

For the teacher:

- stapler

Preparation

Make a model following the instructions.



Instructions

1. Give each child two paper plates. Have them turn the plates upside down on the table and draw a face on each plate. One face should be happy and one face should be sad.
2. Help each child to staple their plates together so that the faces are on the outside.
3. Have each child put their name on their plates.
4. Give the plate faces to the Life Application teacher.

Teacher Tips

- Have the children glue on fabric scraps and other decorative items as facial features instead of drawing them on.





Who Touched You?

This game will remind the children that Jesus knew the woman who had touched him needed his help.

Materials

For the teacher:

- a blindfold



Preparation

Familiarize yourself with the game.

Instructions

1. Explain the game to the children.
2. Choose a child to go first. Place the blindfold on the child.
3. Silently signal another child to touch the child who is blindfolded.
4. Have the blindfolded child guess who touched him. If the child does not guess correctly then give him a clue. For example, the child who touched him can say something to him. Help the child until he guesses correctly.
5. Choose a second child to be blindfolded.
6. Continue until everyone has had a turn to be blindfolded.



Conclusion

Remind the children that Jesus said "Someone touched me." *Why did Jesus say that? With a large crowd around him someone could have just bumped into him by accident.* Read Luke 8:46. "I know that power has gone out from me." *Jesus knew that something had happened. Jesus had the power to heal because he was the Son of God.*

Teacher Tips

- Some children do not like to have their eyes covered with a blindfold. In this case, let them cover their eyes with their hands.



CRAFT



The Touch

The children will piece a picture together showing that Jesus was touched by the sick woman.

Materials

For each child:

- 1 piece of construction paper, 9" x 12"
- 10 pieces of red construction paper, 1/2" x 1/2"
- crayons
- glue stick
- 1 pipe cleaner

For the teacher:

- tape
- scissors
- fabric scraps

Reproducible Pages:

- Page D, 1 copy for each child
- Page E, 1 copy for each child

Preparation

1. Cut out the figures and the pictures from the copies of Reproducible Pages D and E.
2. Cut ten 1/2" x 1/2" pieces of red construction paper for each child.
3. Cut seven 1/2" x 1" pieces of fabric for each child.
4. Cut each pipe cleaner in half.
5. Across the horizontal top of each piece of construction paper write "Jesus is never too busy."
6. Make a model of the craft following the instructions.

Instructions

1. Show the children the model of the craft. Remind the children that in the Bible Story they learned about how Jesus was in a large crowd and healed a woman who had touched his cloak.
2. Give each child a piece of construction paper and the large picture of the crowd. Have the children glue the picture onto the construction paper lining up the bottom of the picture with the bottom of the paper.
3. Give each child ten red pieces of construction paper to glue on the wall as bricks.

A Sick Woman

More Miracles

Lesson 4


4. As the children are gluing, give each child the small picture of the crowd. Help each child to put glue on the sides of the pictures only and then place it on top of the large picture. See Figure A. Be sure to line up the bottom of both of the pictures.
5. Give each child seven pieces of fabric to glue onto the coats of the people in the crowd and onto Jesus and the woman.
6. Give each child two pipe cleaner pieces.
7. Have the children tape one pipe cleaner to the back of Jesus and one to the back of the woman as handles. See Figure B.
8. Show the children how to put the Jesus and woman figures between the top and bottom pictures and move them back and forth in the crowd.

Conclusion

Have the children retell the Bible Story using their crafts.

Teacher Tips

- If time allows, have the children color Jesus, the woman and the pictures of the crowd.



A Sick Woman

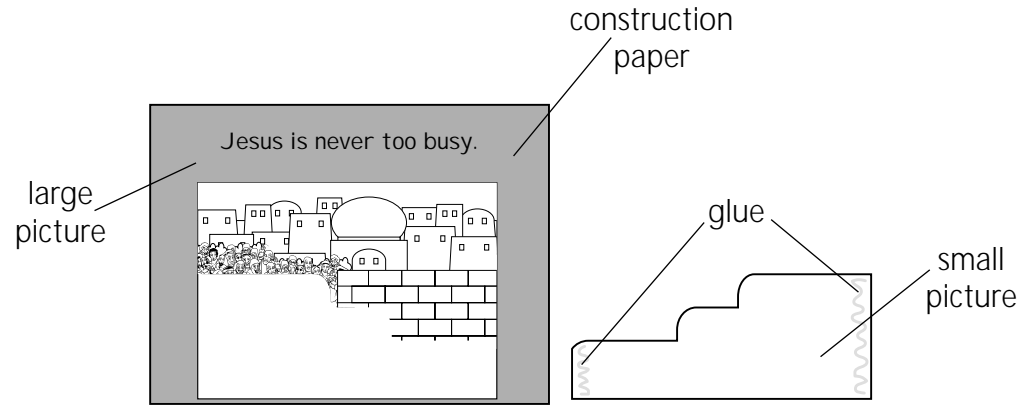


Figure A

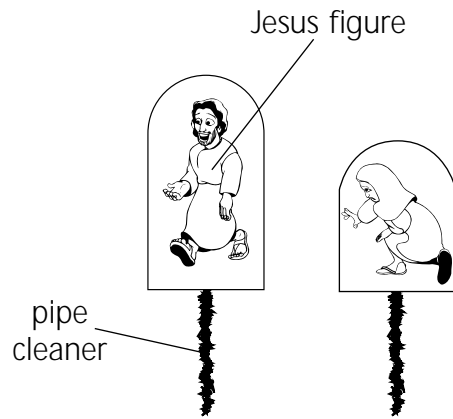



Figure B



Finished Craft



Do You Remember?

The children will be reminded about different facts in the Bible Story.

Scripture Memory Verse

"Your faith has healed you. Go in peace."

Luke 8:48

Materials

For each child:

- plate faces from the Preclass Activity

For the teacher:

- a hat or a bag

Reproducible Pages:

- Page F, 1 copy for the teacher

Preparation

1. Cut out the questions from the copy of Reproducible Page F.
2. Put the questions in the hat.

Instructions

1. Explain the game to the children. Tell them some of the questions are silly and some are about the Bible Story from the previous class.
2. Have the first child take a question out of the hat and give it to you to read.
3. If the answer is yes the child should hold up the happy "yes" face. If the answer is no the child should hold up the sad "no" face.

A Sick Woman

More Miracles

Lesson 4

Scripture Memory Activity

Ask for a volunteer of someone that is sure they know the memory verse. Have that child tell the group the verse as a review.

Using different features of the children's clothing, ask the children to recite the memory verse. For example: Everyone with shoelaces please stand up. It's your turn to recite the memory verse.

Conclusion

Remember, Jesus was never too busy to help anyone. Our friends will see how much God loves them if we take time to help them. We want all of our friends to know about God and that he loves them.

Pray with the children about being willing to help people when they are in need and to help them to know God.

Teacher Tips

- Review the Bible Story from the previous class for those who may have missed that class. (Luke 8:42-48).



“Your faith has healed you.
Go in peace.”

Luke 8:48




Core/Preclass
1 copy for every 2 children

REPRODUCTION


Page

A



Core/Bible Story

1 copy for the teacher





READ-OBEDIENCE

Page

B






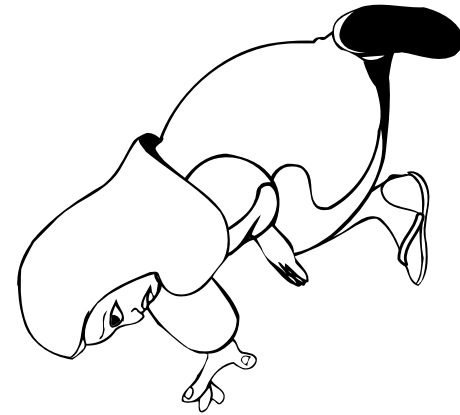
Supplement/Craft
1 copy for each child

More Miracles


Lesson 4



Jesus figure



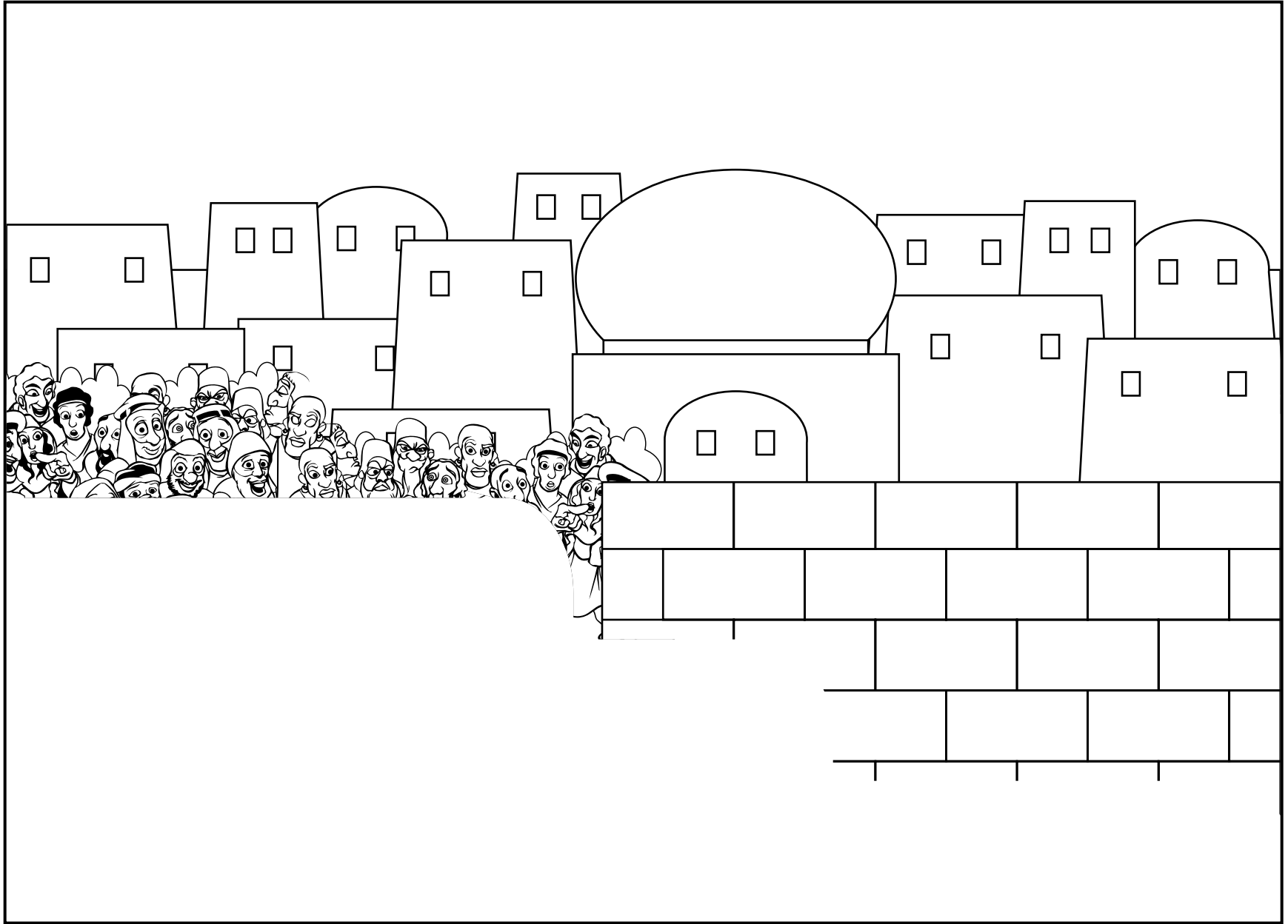
woman figure



small picture

Supplement/Craft
1 copy for each child

large picture



Supplement/Life Application

1 copy for the teacher

Questions:

1. In our story, Jesus healed an old man. Yes/ No (No. Jesus healed a woman.)	7. Jesus knew immediately that the woman had touched him. Yes/No (Yes)
2. The woman who was healed had been sick for three days. Yes/No. (No. She had been sick for a long time.)	8. Jesus told the woman that her good looks had healed her. Yes/No (No. He said her faith healed her.)
3. Your mommy's name is Clara. Yes/No	9. Faith means you believe God can do anything Yes/No (Yes)
4. The sky is green. Yes/No (No. God made the sky blue.)	10. There were only 2 or 3 other people around Jesus when the woman touched him. Yes/ No (No. The Bible says the crowd almost crushed Jesus because there were so many people.)
5. Today is Friday. Yes/No.	11. The story of the woman Jesus healed is in a Dr. Seuss book. Yes/No (No. It is in the Bible.)
6. Jesus stopped and healed the woman because he knew she was rich. Yes/No (No. Jesus healed her because he loved her and was sorry she was sick.)	12. The story of the woman being healed is in the Bible because God wants us to be like Jesus and help people. Yes/No (Yes)

READ-OBEDIENCE

Page

F

