

# Ezekiel

### Lesson Objectives

- The students will identify one characteristic of Ezekiel the prophet.
- The students will describe the purpose of a watchman.
- The students will state one way that they can be a watchman.

### Lesson Text

Ezekiel 33; 34; 37

### Scripture Memory Verse

Son of man, I have made you a watchman for the house of Israel; so hear the word I speak and give them warning from me.

*Ezekiel 33:7*

### Lesson Plan

Greeting and Registration

Preclass Activity: Counting Sheep

Welcome and Singing



Centers:

Bible Story: Better Watch Out!

Craft: Do You See What I See?

Scripture Memory: Watch and Warn

NOTE: Allow time for a snack.



P  
R  
E  
C  
L  
A  
S  
S

# Ezekiel

## Counting Sheep

The students will preview today's lesson as they complete this activity.

### Materials

For each student:

- pencil

Reproducible Pages:

- Page A, 1 copy for each student

### Preparation

Complete the activity on your copy of Reproducible Page A.

### Instructions

1. Greet the students as they arrive. Tell them that today they are going to learn about the prophet Ezekiel. God sent Ezekiel to preach to the shepherds or leaders of the people. In their Preclass, the students will count some sheep.
2. Distribute the copies of Reproducible Page A and pencils. Tell the students to try and find how many times the word "sheep" appears and circle each one. Then they can answer the questions at the end.
3. Circulate among the students to offer help and encouragement.

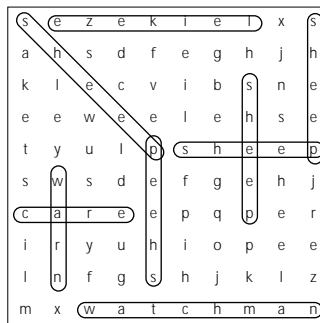
### Teacher Tips

- Locate library books or Children's Bibles with pictures and information about sheep and shepherding. Bring them to class for the students to look at.

6 7 8 9 1 2 3 4 5 6 7 8 9 1 2 3 4 5 6 7 8 9 1 2 3 4 5 6 7 8 9 1 2 3 4 5 6 7 8 9 1 2 3 4 5 6 7 8 9 1 2 3 4 5

### Counting Sheep

Instructions: Find the hidden words below: Ezekiel; watchman; care; warn; sheep.  
(Clue: How many times does the word "sheep" appear?) 5



### You Are My Sheep

Open your Bible to Ezekiel 34:30-31. Using the words in the box below, fill in the words that are missing from the verse below:

Then they will know that I, the LORD their God, am with them and that they, the house of Israel, are my people, declares the Sovereign LORD. You my sheep, the sheep of my pasture, are people, and I am your God, declares the Sovereign LORD.

God      sheep      people      know

1 2 3 4 5 6 7 8 9 1 2 3 4 5 6 7 8 9 1 2 3 4 5 6 7 8 9 1 2 3 4 5 6 7 8 9 1 2 3 4 5 6 7 8 9 1 2 3 4 5 6 7 8 9 1 2 3 4 5 6 7 8 9

# Ezekiel

## Better Watch Out!

The students will learn about the prophet Ezekiel who was called by God to be a watchman over Israel.

### Materials

*For the teacher:*

- 3 balloons
- 3 small pieces of paper
- large writing surface
- pen

### Preparation

1. On each piece of paper, write one of the following numbers: 33; 34; 37.
2. Number the balloons from one to three.
3. Place the pieces of paper inside the balloons: "33" in balloon #1; "34" in balloon #2; and "37" in balloon #3. Inflate the balloons.
4. Practice presenting this activity with enthusiasm.

### Introducing the Bible Story

Open your Bible to Ezekiel. Tell the students to find it in their Bibles. *Ezekiel was called by God to be a prophet. God called him a watchman. He told him that he should watch out for danger and then warn the people when it was coming. God wanted Ezekiel to warn the people about their sin and help them change to please God. Ezekiel had to preach some very challenging messages to the people, but he was not afraid. God even sent him to the leaders of the people and he told them that they had to change because God had rejected them. In our Bible Story today, we are going to look at three very important messages in the book of Ezekiel.*

### Presenting the Bible Story

Show the students the three balloons you prepared. Tell them that inside each balloon is a number of a chapter in Ezekiel. When the balloon is popped, the students must turn to that chapter as quickly as possible.

Choose a student to help you pop balloon #1 and take out the piece of paper marked "33." Tell the students to turn to that chapter of Ezekiel.

*In chapter 33, God tells Ezekiel that he will be a watchman for*

*Israel. Listen to what the Bible says in verse 7: "Son of man, I have made you a watchman for the house of Israel; so hear the word I speak and give them warning from me." God knew that the people needed someone to watch out for them. They needed someone to warn them when danger or trouble was near. They needed someone to warn them when they were in sin and in danger of being rejected by God.*

On the large writing surface, write: In chapter 33, Ezekiel watches over Israel.

Choose a student to help you pop balloon #2 and take out the piece of paper marked "34." Tell the students to turn to that chapter of Ezekiel.

*In chapter 34, God tells Ezekiel to go to the shepherds of Israel—the leaders. God wants Ezekiel to warn them and tell them that God is not happy with them. The shepherds were treating the sheep very badly and they were not leading the people the way God wanted them to. God cares for his people, whom he calls sheep. He wants the leaders of his people to be like Jesus and love the people and care for them. Ezekiel had a very strong message and warning for the shepherds in Israel.*

Tell the students to walk around as if they are lost sheep saying, "baahhh." Act out the role of their shepherd. Speak to them in a sharp voice, saying: *Hey, sheep, get over here now! Don't you know where you are going?*

Next, speak to them in a warm, loving voice saying: *Here little sheep. Come here. I want to take care of you.* Then go one by one and have them join hands and follow you in a line. Have them sit down.

Ask the students which shepherd they liked better. Tell them that we are like sheep to God. He wants the leaders of the people to be like shepherds. God was not happy when the leaders were like the first shepherd—mean and harsh. God is the good shepherd. He speaks to us with love and he leads us gently. God sent Ezekiel to warn the leaders that they were being bad shepherds and they needed to repent and be like God.

On the large writing surface, write: In chapter 34, God's shepherds must sin no more!



# Ezekiel

Choose a student to help you pop balloon #3 and take out the piece of paper marked "37." Tell the students to turn to that chapter of Ezekiel.

*In chapter 37, God takes Ezekiel to a valley full of dry bones that are lying on the ground. God shows Ezekiel that he can breathe life into the bones and make them come to life. God raises the bones and changes them into a living, breathing army of God. God tells Ezekiel that just as he made these bones come to life, he can make his people and their faith come back to life. All the people who had lost hope and given up could now see that God wanted to give them new life.*

On the large writing surface, write: In chapter 37, God brings bones to life again.

Have the students take turns reading the three statements on the large writing surface to review.

God brings bones to life again.

God's shepherds must sin no more!

## Sharing with Others

Ask the students if know anyone who needs a warning from God. Ask if they know someone who has lost hope that things can get better. Tell them that Ezekiel wanted the people to see that God loved them and wanted to help them change their lives for the better.

## Teacher Tips

- If balloons are not available or if they will be too noisy for your area, use paper cups or small plastic sandwich bags to hold the numbers.
- Have scissors on hand for students to use who don't want to pop the balloon.

C

R

A

F

T

# Ezekiel

## Do You See What I See?

The students will make a pair of special watchman viewers to remind them of Ezekiel's purpose.

### Materials

*For each student:*

- 2 small cardboard tubes
- glue stick
- crayons or markers
- 1 piece of yarn, 18"

*For the teacher:*

- scissors
- stapler
- hole punch

*Reproducible Pages:*

- Page B, 1 copy for each student

### Preparation

1. For each student, cut out the two tube covers from the copies of Reproducible Page B.
2. Punch one hole at the end of each cardboard tube, as shown in Figure A.
3. Make a sample craft to show the student.

### Instructions

1. Introduce today's activity: *Today, you are learning about the prophet Ezekiel who was called by God to be a watchman over Israel. A watchman is a person who looks out for signs of danger or trouble and then sends a warning to the people. He must use his eyes and ears very carefully to know if there is a problem nearby. Ezekiel was chosen by God to watch out for the people of God, and to warn them if they were in danger. Ezekiel warned the people many times about their sin, and he told them what to do to change and please God. Today you will make a craft to remind you of the purpose of a watchman to watch and to warn.*


2. Show the students the craft you made. Explain that it looks like a pair of binoculars that people use to help them see far away. Tell the students that this craft will remind them that God wants us to watch out for each other and to warn when trouble is near, the way Ezekiel did.
3. Distribute the cardboard tubes and tube covers you prepared, crayons and glue sticks. Show the students where the holes have been punched.
4. Have the students color in their tube covers and then glue them to the tubes, as shown in Figure B. Make sure they keep the words facing up and do not cover up the holes.
5. Circulate around the students to staple their tubes together at the middle, being careful to have the words and the holes facing outward, as shown in Figure C.
6. Distribute the yarn and have the students tie the ends to the holes, making a simple neck strap, as shown in Figure D.

### Conclusion

Ask the students if they can think of a time when they almost got in trouble, but someone warned them and stopped it from happening. Encourage them that God puts people in our lives to help us see when trouble or danger is coming. Close with a prayer for the students to see the watchmen in their lives and to see how they can be one for others.

### Teacher Tips

- Toilet paper rolls are the perfect size for this craft.
- If your stapler doesn't fit in the tubes, use invisible tape.



# Ezekiel

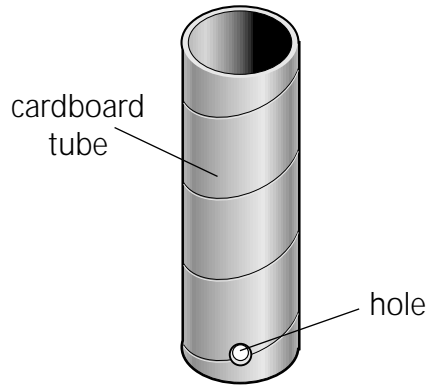


Figure A

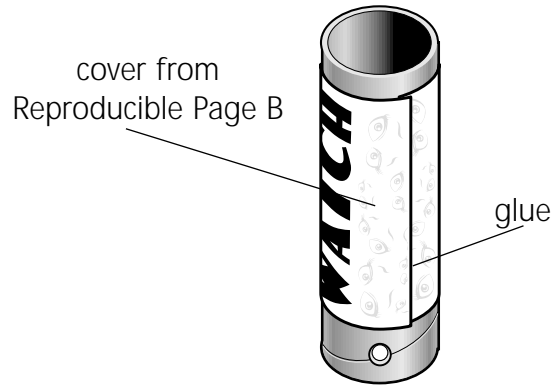


Figure B

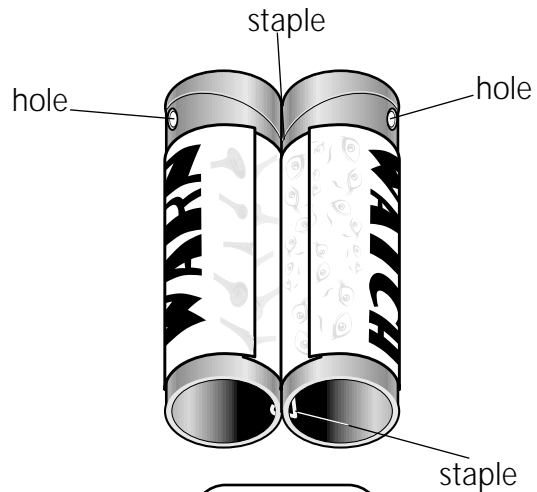


Figure C

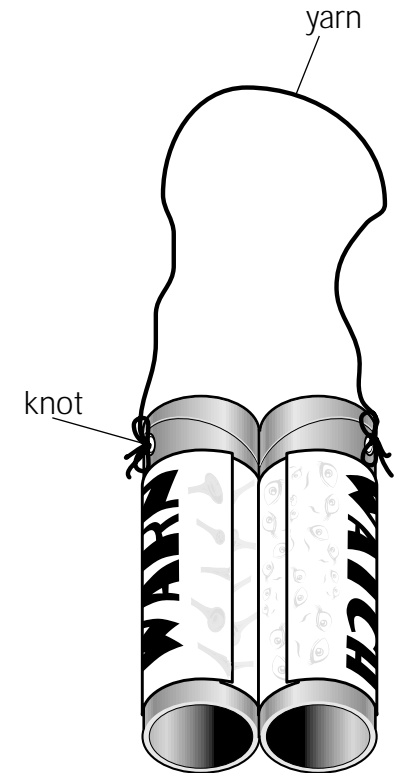


Figure D

# Ezekiel

## Watch and Warn

The students will learn and memorize today's Scripture Memory Verse as they role play being a watchman for God's people.

### Scripture Memory Verse

Son of man, I have made you a watchman for the house of Israel; so hear the word I speak and give them warning from me.  
*Ezekiel 33:7*

### Materials

No additional materials are needed.

### Preparation

Practice leading this activity.

### Instructions

1. Introduce today's activity: *Today, you are learning about the prophet Ezekiel who was called by God to be a watchman over Israel. A watchman is a person who watches for signs of danger or trouble and then warns the people. He must use his eyes and ears very carefully to know if there is a problem nearby. Ezekiel was chosen by God to watch out for the people of God, and to warn them if they were in danger. Ezekiel warned the people many times about their sin, and he told them what to do to change and please God. Today's memory verse is what God told Ezekiel.*
2. Show the students the Scripture Memory Verse on the back of this Lesson Card. Say the verse to the students three times as they follow along silently. Ask them to say it with you three more times as a group. Have each student stand and say the verse together with you to the group.
3. Tell the students that Ezekiel is referred to as "son of man" in this verse. Ask the students to look at the Scripture Memory Verse and fill in the blanks to the following verse as you say it:

*Son of man, I have made you a \_\_\_\_\_ (watchman) for the house of Israel; so hear the word I \_\_\_\_\_ (speak) and give them warning from me.*

*Son of man, I have made you a watchman for the \_\_\_\_\_ (house of Israel); so hear the word I speak and give them \_\_\_\_\_ (warning) from me.*

*Son of man, I have \_\_\_\_\_ (made) you a watchman for the house of Israel; so hear the word I speak and give them warning from \_\_\_\_\_ (me).*

4. Have the students stand and say the verse from memory, each time doing one of the following motions. For each motion, have the students say the verse slowly, then faster and faster.
  - with their hands above their eyes (as if looking far away)
  - with their hands cupped around their ears (as if listening to someone far away)
  - with their hands cupped around their mouth (as if speaking far away)
  - with their fingers pointed (as if giving a warning)
  - with all three motions: eyes for watchman; ears for listen; mouth for speak; and finger for warning.
5. Ask for volunteers to say the verse from memory.

### Conclusion

Remind the students that God is the one speaking in this verse to Ezekiel. God speaks to us today through the Bible. Ask the students how they would feel if God called them to go and be a watchman for their Bible class. Use your name to apply to the verse in the following way: *Son (or daughter) of (your last name), I have made you a watchman for the (your region); so hear the word I speak in the Bible and give them warning from me.* For the students who want to, have them say the verse using their names and your Bible class. Close with a prayer for the students to see how they can be watchmen for God today.

### Teacher Tips

- Think of additional motions to use for this activity.



Son of man, I have made  
you a watchman for the  
house of Israel; so hear the  
word I speak and give them  
warning from me.

Ezekiel 33:7



**Lesson Objectives**

- The students will identify one characteristic of Ezekiel the prophet.
- The students will describe the purpose of a watchman.
- The students will state one way that they can be a watchman.

**Lesson Text**

Ezekiel 33; 34; 37

**Scripture Memory Verse**

Son of man, I have made you a watchman for the house of Israel; so hear the word I speak and give them warning from me.

*Ezekiel 33:7*

**Lesson Plan**

Greeting and Registration

Preclass Activity: The Shepherd and Watchman

Welcome and Singing

Centers:

Life Application: I'm Warning You!

Game: Whisper Watch

Bible Skills: Sword Drill

NOTE: Allow time for a snack.

D  
R  
E  
•  
C  
•  
A  
S  
S  
S

**The Shepherd and Watchman**

The students will review this week's lesson as they complete this activity with a partner.

**Materials**

*For each student:*

- pencil

*Reproducible Pages:*

- Page C, 1 copy for each student

**Preparation**

Complete the activity on your copy of Reproducible Page C.

**Instructions**

1. Greet the students as they arrive. Tell them that they will review some important ideas about the roles of shepherds and watchmen from this week's lesson on Ezekiel.
2. Distribute the copies of Reproducible Page C and pencils.
3. Have the students find a partner and complete the questions together.
4. Circulate among the students to offer help and encouragement.

**Teacher Tips**

- Assign adult assistants to help new or visiting students.

L  
i  
f  
e  
A  
p  
p  
l  
i  
c  
a  
t  
i  
o  
n**I'm Warning You!**

The students will review this week's lesson as they consider ways that God can use them to be watchmen today.

**Materials**

*For the teacher:*

- scissors
- basket

*Reproducible Pages:*

- Page D, 1 copy for the teacher

**Preparation**

Cut out the four situations from your copy of Reproducible Page D. Fold them up and place them in the basket.

**Reviewing the Bible Story**

Open your Bible to Ezekiel. *This week you learned about the prophet Ezekiel who was called by God to be a watchman for the people of Israel. God told Ezekiel to watch for danger and trouble and to warn the people when it was coming. Ezekiel went to the leaders—or shepherds—of the people. He told them that they were in danger because they were not treating the people the way God wanted them to. He warned them to change and care for the people in the right way or God would remove them from their positions.*

*Finally, God spoke to Ezekiel and showed him a valley of dry bones. He told Ezekiel that he could make the bones come to life! He said that this is what he would also do for the people—he would make them come to life spiritually. That means, he wanted to help them totally change and become better people for God.*

Tell the students that they are going to listen to some situations and decide if it describes a watchman or a shepherd. Then they will think of how they can please God in their lives.

**Life Application**

Show the students the basket that you prepared. Ask one student to take out one slip of paper and read it to the group. Ask the group to say if they think it describes a shepherd or a watchman. Then have the students share specific situations in their lives right now in which they can be watchmen or shepherds for God.

**Conclusion**

Ask the students what they think would be harder: to be a shepherd or to be a watchman and why. Encourage them that God wants them to be able to do both and will help them if they want to be shepherds and watchman. Close with a prayer thanking God for the way he watches and warns us like a good watchman.

**Teacher Tips**

- Know your students. If you can think of some additional situations that would be helpful for your students, include them in the basket.

SHEPHERD

WATCHMAN



## Whisper Watch

The students will review this week's lesson about Ezekiel as they play this game of careful listening.

### Materials

*For the teacher:*

- 10 index cards, 5" x 7"
- pen

### Preparation

1. On each of the index cards, write one of the words or phrases located on the back of this Lesson Card.
2. Practice leading this activity.

### Instructions

1. Sit the students in a circle and introduce today's activity: *This week, you are learning about the prophet Ezekiel who was called by God to be a watchman over Israel. A watchman watches for danger and then warns the people. He must use his eyes and ears very carefully to know if there is a problem nearby. Ezekiel was chosen by God to watch out for the people of God, and to warn them if they were in danger.*
2. Tell the students that they will use their ears to help them in this game that is played like "Operator."




3. Show the students the cards you prepared. Tell the students that they will each have a chance to whisper a word or phrase to the student next to him. Each student will pass on what he has heard to the next student until it has come back to the first student. The last student to hear the word whispered must say what he heard. The object is for the word to make it around the circle without being changed. For example: Whisper the word "Jerusalem" to the student on your right and have that student whisper what he heard to the student on his right and so on until it reaches the student on your left. That last student will say what he heard and you will compare it with what you originally said.
4. When it is a student's turn, have him come to you and look at one of the cards you prepared to know what word to whisper. Continue until all the words have been whispered.
5. With the time that remains, pass out the cards and ask the students what they remember from the Bible Story about the word(s) on their cards.

### Conclusion

Ask the students what it would be like to be Ezekiel today. What kinds of things would he warn people about? Close with a prayer for the students to be willing to watch and warn their friends about things that do not please God.

### Teacher Tips

- Think of additional words or phrases to use for this activity.



Ezekiel  
the prophet

watchman

shepherd

Jerusalem

watch and warn

Son of man

house of Israel

Stop sinning!

Sovereign Lord

Ezekiel 33:7

B  
I  
B  
L  
E  
S  
K  
I  
L  
L  
S

**Sword Drill**

The students will test their ability to find verses in the Old Testament books of the Major Prophets.

**Materials**

*For the teacher:*

- watch or timer with second hand
- pen or pencil

*Reproducible Pages:*

- Page E, 1 copy for the teacher

**Preparation**

Practice leading this activity.

**Instructions**

1. *This week, you are learning about the prophet Ezekiel who was called by God to be a watchman over Israel. A watchman looks for danger and then warns the people. He must use his eyes and ears very carefully to know if there is a problem nearby. Ezekiel was chosen by God to watch out for the people of God and to warn them if they were in danger. Ezekiel is one of four prophets in the Bible known as the Major Prophets. Who can remember the other three? (Isaiah; Jeremiah; Daniel) Tell the students that they are going to test their knowledge of these books in a Sword Drill today.*
2. Have the students sit in a circle. Tell them that you will say, "Ready," and call out a reference twice. Then you will say, "Draw Swords," and the students should open their Bibles and find the verse as fast as possible. When the students locate the verse, they should raise their hands. Keep time for the four that finish first. Write the best times in the spaces provided on your copy of Reproducible Page E.

3. Tell the students that there will be five rounds. The first four will focus on each book of the prophets and the fifth will be a challenge round that asks for verses from all four books. The last round will involve only the students with the top four times from the previous rounds.
4. Use the chart on the back of this Lesson Card for the rounds. Do each of the Major Prophets first and then end with the challenge round for the four students with the top four times. After each verse, have the students close their Bibles.
5. You may choose to have your students compete as partners. Make sure to match new or visiting students with those who are confident in their Bible Skills.

**Conclusion**

Encourage the students for their efforts. Remind them that they are becoming very skilled Bible students which will help them to study the Bible on their own as well as study with others. Ask the students which of the four Major Prophets they have most enjoyed learning about. Close with a prayer thanking God for the courage and conviction of these men.

**Teacher Tips**

- Decide in advance if you will let the students use their prophet bookmarks from Unit 9 Lesson 2 for this activity or not.
- If your students are able, plan this activity as a competition with four elimination rounds ending with the "super round" at the end. Do this only if the students are confident and possess similar skill levels. If not, students will become discouraged and quickly lose interest.

B  
I  
B  
L  
E  
S  
K  
I  
L  
L  
S

# Sword Drill

(For each reference, follow this example: *Ready. Isaiah 1:1. Isaiah 1:1. Draw Swords!*)

Round 1: Isaiah	Round 2: Jeremiah	Round 3: Daniel	Round 4: Ezekiel	Round 5: General
Isaiah 1:1	Jeremiah 1:1	Daniel 1:1	Ezekiel 1:1	Isaiah 53:12
Isaiah 6:1	Jeremiah 16:21	Daniel 1:17	Ezekiel 33:33	Ezekiel 33:7
Isaiah 40:1	Jeremiah 24:7	Daniel 6:19	Ezekiel 34:7	Jeremiah 1:8
Isaiah 53:1	Jeremiah 38:6	Daniel 10:19	Ezekiel 37:27	Daniel 9:18



3rd and 4th Grades

## Core/Preclass

1 copy for each student

678912345678912345678912345678912345678912345678912345678912345

### Counting Sheep

### You Are My Sheep

Instructions: Find the hidden words below: Ezekiel; watchman;  
care; warn; sheep.  
(Clue: How many times does the word "sheep" appear?) \_\_\_\_\_


Open your Bible to Ezekiel 34:30-31.  
Using the words in the box below, fill in the words that  
are missing from the verse below:

s	e	z	e	k	i	e	l	x	s
a	h	s	d	f	e	g	h	j	h
k	l	e	c	v	i	b	s	n	e
e	e	w	e	e	l	e	h	s	e
t	y	u	l	p	s	h	e	e	p
s	w	s	d	e	f	g	e	h	j
c	a	r	e	e	p	q	p	e	r
i	r	y	u	h	i	o	p	e	e
l	n	f	g	s	h	j	k	l	z
m	x	w	a	t	c	h	m	a	n

Then they will \_\_\_\_\_ that I, the LORD  
their God, am with them and that they, the  
house of Israel, are my \_\_\_\_\_, declares  
the Sovereign LORD. You my \_\_\_\_\_, the  
sheep of my pasture, are people, and I am  
your \_\_\_\_\_, declares the Sovereign LORD.

God      sheep      people      know

123456789123456789123456789123456789123456789123456789123456789



tube covers



# The Shepherd and Watchman

Underline the best answers for a godly shepherd and watchman.

1. If you see a lamb that is hungry and seems to be lost:
  - Drag it back with your shepherd's hook.
  - Carry the lamb back to the flock and help find its mother.
  - Ignore it and wait for it to go away.
2. When the flock is thirsty and needs water:
  - Lead them to water.
  - Make sure that you have water, they will find their own.
  - Ignore it, they will do fine.
3. When the flock seems bored and wants to run away:
  - Make sure that the area is safe and there are no dangerous animals.
  - Take a coffee break.
  - Ignore them, they will eventually come back.
4. When one sheep is in trouble:
  - Let the other sheep take care of it.
  - Go and see what is wrong and help it.
  - Ignore it since it only wants attention.
5. In order to be a good shepherd, you need to think about the sheep:
  - In the morning.
  - All the time.
  - Just when they are in trouble.

6. A watchman's main responsibility is:
  - Tell the time of day.
  - Watch and warn people about danger.
  - Keep records of important events.
7. When a watchman sees trouble coming for the city he should:
  - Warn everyone possible that trouble is coming.
  - Run and hide.
  - Wait and see if he can make friends with the enemy.
8. A watchman must warn:
  - All the people.
  - Just his close friends.
  - People over the age of 60.

Which do you think you would rather be: a watchman or a shepherd? Why?

---



---



---



---



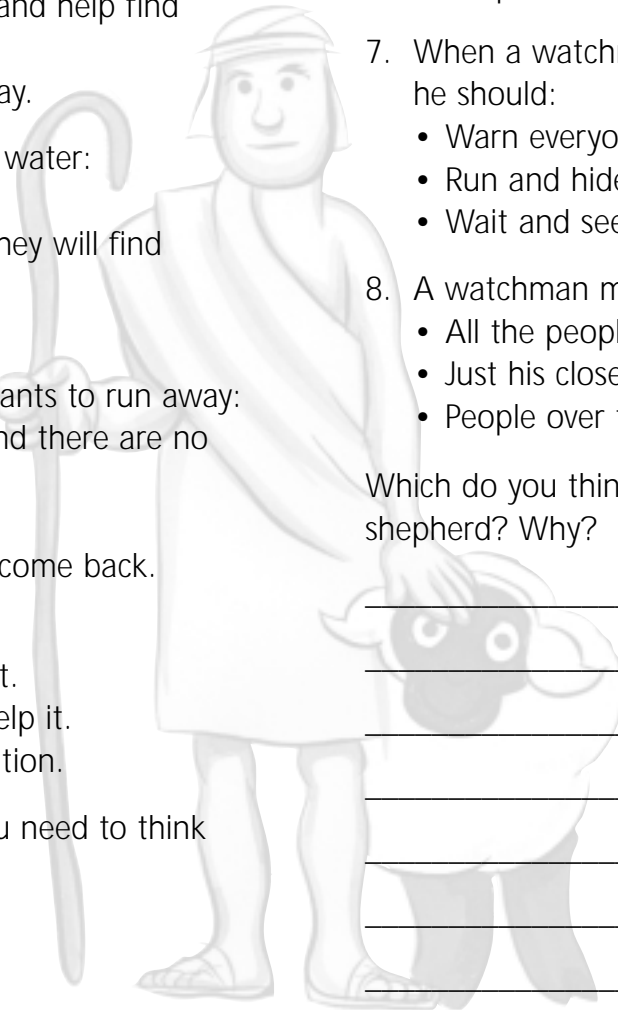
---



---



---



**Supplement/Life Application**

1 copy for the teacher

Jesse walks his little brother to school every day. His brother is in first grade. Some of Jesse's classmates make fun of him for walking with his baby brother. Jesse says that he does not care what they say, he wants his brother to feel safe.

John is walking down the hallway. He hears some students arguing. They look like they are going to fight. John goes to the office to tell a teacher what he has seen and heard.

Morgan is baby-sitting for her neighbor's little girl. The child begins to cough and complain of a stomachache. Morgan calls her mother to ask what she should do. She is worried that the little girl is getting sick.

Susie is walking home from school. She sees some girls running behind the school. These girls were not in school today. They look like they are trying to hide from a teacher. Susie tells her mother when she gets home.



# Sword Drill

## Time Track Sheet

Instructions: For each verse, write the best times in the spaces below:

Round One: Isaiah

1. \_\_\_\_\_
2. \_\_\_\_\_
3. \_\_\_\_\_
4. \_\_\_\_\_

Round Two: Jeremiah

1. \_\_\_\_\_
2. \_\_\_\_\_
3. \_\_\_\_\_
4. \_\_\_\_\_

Round Three: Daniel

1. \_\_\_\_\_
2. \_\_\_\_\_
3. \_\_\_\_\_
4. \_\_\_\_\_

Round Four: Ezekiel

1. \_\_\_\_\_
2. \_\_\_\_\_
3. \_\_\_\_\_
4. \_\_\_\_\_

Take the students with the four best times above and have them compete for the best time for the following.

Round Five: General

1. \_\_\_\_\_
2. \_\_\_\_\_
3. \_\_\_\_\_
4. \_\_\_\_\_

The student with the fastest time for this group: \_\_\_\_\_ (name) \_\_\_\_\_ (time)

