

# Jeremiah

### Lesson Objectives

- The students will identify one characteristic of Jeremiah the prophet.
- The students will describe one time when Jeremiah displayed boldness.
- The students will state one way that they can do something amazing for God.

### Lesson Text

Jeremiah 1, 38

### Scripture Memory Verse

"Do not be afraid of them, for I am with you and will rescue you," declares the LORD.

*Jeremiah 1:8*

### Lesson Plan

Greeting and Registration

Preclass Activity: A,B, PropheC!

Welcome and Singing


Centers:

Bible Story: Deep Convictions

Craft: Well with My Soul

Scripture Memory: The Rescuer

NOTE: Allow time for a snack.



P  
R  
E  
•  
C  
L  
A  
S  
S

# Jeremiah

## A,B, PropheC!

The students will preview this week's lesson as they write a list of key words and ideas about Jeremiah.

### Materials

For each student:

- pencil

Reproducible Pages:

- Page A, 1 copy for each student

### Preparation

Complete the activity on your copy of Reproducible Page A.

### Instructions

1. Greet the students as they arrive. Tell them that today they will learn about the prophet Jeremiah. Explain that they will get a list of words taken from the book of Jeremiah, and then they are to put these words in alphabetical order. Then they are to look up the scriptures to find missing words in some sentences.
2. Distribute the copies of Reproducible Page A and pencils. Have the students work in pairs. Make sure their names are on their pages.
3. Circulate among the students to offer help and encouragement. Work with new or visiting students to help them be successful.

### Teacher Tips

- Point out to the students that there is no word beginning with "X" in this activity.

### A, B, PropheC!

A . Amon	N nations	<p>Instructions: Write these words in alphabetical order using the list provided.</p> <p><b>SOVEREIGN</b>                      mouth</p> <p>uproot                                  child</p> <p>Babylon                              <b>NATIONS</b></p> <p>exile                                    plague</p> <p>famine                                 Gedaliah</p> <p><b>HILKIAH</b>                            questions</p> <p>incense                                discouraging</p> <p>terrified                              rescue</p> <p><b>Jeremiah</b>                            voice</p> <p>Amon                                    <b>KINGDOMS</b></p> <p><b>Lord</b>                                    well</p> <p>Zedekiah                              youth</p> <p>    obey</p>
B . Babylon	O obey	
C . child	P plague	
D . discouraging	Q questions	
E . exile	R rescue	
F . famine	S Sovereign	
G . Gedaliah	T terrified	
H . Hilkiah	U uproot	
I . incense	V voice	
J . Jeremiah	W well	
K . kingdoms	Y youth	
L . Lord	Z Zedekiah	
M . mouth		

Using your Bible, fill in the blanks with the words from the list above:

- Jeremiah's father was Hilkiah \_\_\_\_ (Jeremiah 1:1)
- God appointed Jeremiah to be a prophet to the \_\_ nations \_\_\_\_ (Jeremiah 1:5)
- God told Jeremiah to not be afraid because God would \_\_ rescue \_\_ him. (Jeremiah 1:8)
- The Lord reached out his hand and touched Jeremiah's \_\_ mouth \_\_\_\_ (Jeremiah 1:9)
- God told Jeremiah to not be \_\_ terrified \_\_ (Jeremiah 1:17)
- The officials wanted to kill Jeremiah because he was discouraging \_\_ the soldiers. (Jeremiah 38:4)

# Jeremiah

## Deep Convictions

The students will learn about the boldness of Jeremiah as they consider the price he had to pay to speak God's word.

### Materials

*Reproducible Pages:*

- Page B, 1 copy for each student

### Preparation

Read through this lesson and the script to be familiar with this activity.

### Introducing the Bible Story

Have the students open to the book of Jeremiah along with you. Tell them that this is the second book of the major prophets and follows the book of Isaiah. Explain that Jeremiah prophesied during the time before and after Jerusalem was destroyed by foreign kings. This was a part of the punishment that God had promised would come because of the people's sins. Ask the students if they remember what sins the people had committed against God. (worshiping false gods; disobeying his commands)

Tell the students to listen to what happened when God called Jeremiah to be a prophet and preach God's word in Jeremiah 1:4-8:

The word of the LORD came to me, saying,

"Before I formed you in the womb I knew you,  
before you were born I set you apart;  
I appointed you as a prophet to the nations."

"Ah, Sovereign LORD," I said, "I do not know how to speak; I am only a child."

But the LORD said to me, "Do not say, 'I am only a child.' You must go to everyone I send you to and say whatever I command you. Do not be afraid of them, for I am with you and will rescue you," declares the LORD.

*When did the Lord first choose Jeremiah? (before he was born)*

*Who did God want to send Jeremiah to? (the nations)*

*What did Jeremiah say to God? ("I do not know how to speak. I am only a child.")*

*What did God say to Jeremiah? (You must go to everyone I send you to; you must speak what I tell you; don't be afraid; I will be with you and rescue you.)*

Tell the students that many people rejected Jeremiah and his message. In fact, at one time the people wanted to kill him so they threw him into a cistern—or a well—to starve to death. But God rescued Jeremiah and men came to pull him out.

Today, you will participate in a skit and act out what happened to Jeremiah in chapter 38.

### Presenting the Bible Story

Distribute the copies of Reproducible Page B to the students. Assign the roles and have the students read their parts. Offer direction and prompting as needed. Roles to assign are as follows:

Announcer  
Reporter  
City Official  
Royal Official  
Jeremiah  
Bystander

### Sharing with Others

Ask the students if they can think of someone who might get angry with them for talking about God. Help them to think about why they might feel this way, and then pray for them to have a change of heart. (Some people get angry because they are really sad or lonely inside and don't want others to know.) Close with a prayer for God to give the students faith and boldness to talk to others about God.

### Teacher Tips

- Think of ways to stage this skit using props or costumes.
- Adapt the skit and roles to the number of your students. Share roles or have them take turns playing the parts.



## Deep Convictions

ANNOUNCER: We now interrupt your normally scheduled program to bring you this special news update.

REPORTER: I'm Peter Johnson reporting live from the cistern of the king's son. A large crowd has gathered here. They are watching a man being led to the cistern—a deep well. Oh my! It looks like the crowd wants to throw him in. Excuse me, sir. Can you tell me what's going on here?

BYSTANDER: They've got Jeremiah the prophet. They don't like the message he preaches so they want to throw him in the well.

REPORTER: This crowd seems to be really upset. We're going to try and get in a little closer. Look! There he is. Excuse me sir, are you Jeremiah the prophet?

JEREMIAH: Yes, I am.

REPORTER: What's going on? Why is everyone so upset with you?

JEREMIAH: I'll say it again. Whoever stays in this city of Jerusalem will die by the sword, famine or plague. But whoever goes over to live with the Babylonians will not.

REPORTER: Thanks for that message. Here comes one of the city officials. Excuse me sir. Can you tell us why this man is being thrown into the cistern?

CITY OFFICIAL: This man deserves to die. He is discouraging the soldiers and the people by the things he is saying. All this talk of Jerusalem being destroyed. What does he know? Now, move out of my way!

REPORTER: It's true! Jeremiah has indeed been lowered into the well. The bottom is nothing but mud. Jeremiah is sinking into the mud. They are going to leave him to starve to death. (Pause) But wait! Some men are coming this way. They are being led by a royal official from the palace. He is heading straight for the well.

ROYAL OFFICIAL: Quiet! Listen to me! God has been gracious and the king has ordered to release Jeremiah the prophet. No more harm will come to the man of God today. Now go home.

REPORTER: I have just received word that Jeremiah the prophet is safe and is out of the cistern. Here he comes. Jeremiah, how are you?

JEREMIAH: I am fine. God has once again rescued me from my enemies. These people are so stubborn. They will not listen to God's word. God told me it would be this way. If they would only listen. I am trying to save their lives and they are trying to kill me!

REPORTER: Well, you have heard it for yourselves. Jeremiah is a man with deep convictions! This is Peter Johnson signing off from Jerusalem. Farewell and if you're smart...I'll see you in Babylon!

C

R

A

F

T

# Jeremiah

## Well with My Soul

The students will make a craft reminding them of Jeremiah's courage and encouraging them to do great things for God.

### Materials

*For each student:*

- 1 piece of cardboard or poster board, 4" x 4"
- invisible tape
- crayons or markers
- scissors

*For the teacher:*

- scissors

*Reproducible Pages:*

- Page C, 1 copy for each student

NOTE: If possible, reproduce Page C on heavy paper.

### Preparation

1. For each student, cut out the wells, frames and coin sections from the copies of Reproducible Page C. (Do not cut out the individual coins.)
2. Prepare the poster board squares for each student.
3. Make a sample craft to show the students.

### Instructions

1. Introduce today's activity: *In your lesson today, you are learning about the prophet Jeremiah. Jeremiah is the second book of the major prophets in the Old Testament. Jeremiah was very young when God called him to be a prophet and was told he would have to suffer for preaching God's words. The people did not want to hear his message and they tried to stop him and even kill him. God told Jeremiah that kings from foreign lands would come to destroy Jerusalem. Jeremiah warned the people, but they did not listen. They threw him into a deep cistern or well to die. But God was with Jeremiah and some men came to rescue him. Jeremiah was not afraid to preach God's word even if it got him in trouble!*


2. Show the students your craft. This well should remind them that Jeremiah was very brave to speak God's word even if it meant he would be thrown into a well! But God rescued him from death! Take out the coins that you have inside your well and read the words written on each one. Tell the students that these words describe Jeremiah.
3. Ask the students if they have ever thrown a coin in a well or a fountain. Tell them that these coins describe things they can pray to God about.
4. Distribute the wells and frames you prepared and tape. Have the students write their names on the backs of their wells. Show them where to fold their frames. See Figure A. Have the students form their circular wells by bending and attaching the two ends together, as shown in Figure B. Help them tape their frames to the sides of the well, as shown in Figure C.
5. Distribute the cardboard and help the students attach their wells to the cardboard with tape, as shown in Figure D.
6. Distribute the coins and scissors. Have the students cut out their coins and place them in their wells.
7. If time permits, the students may color their coins.

### Conclusion

Encourage the students to place their wells where they can see them. Ask them which of the three coins they want to pray about the most. Remind them that Jeremiah had deep convictions—just as the well was deep. Close with a prayer for the students to grow to have a deep faith and courage for God.

### Teacher Tips

- To make the wells more rustic looking, reproduce Page C on tan or light brown paper.



3rd and 4th Grades

# Jeremiah

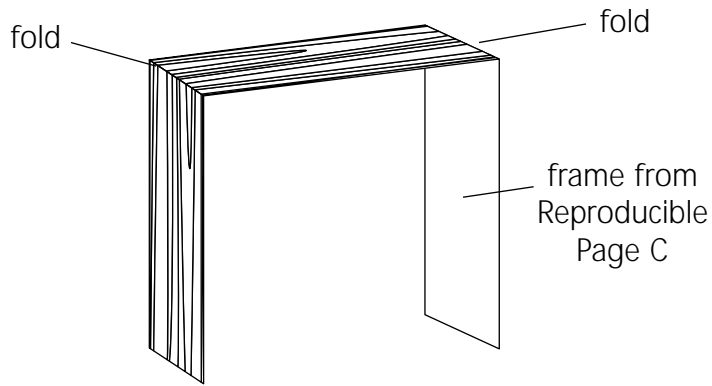


Figure A

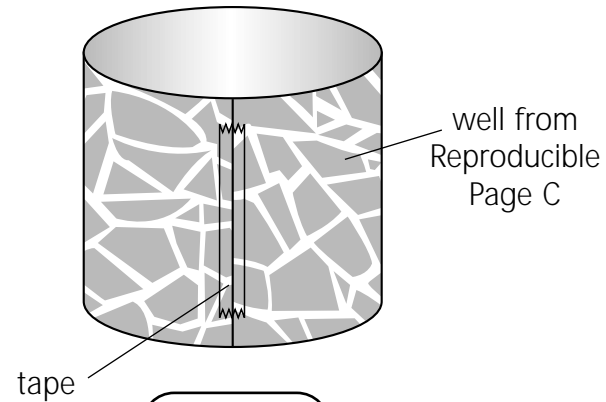


Figure B




Figure C

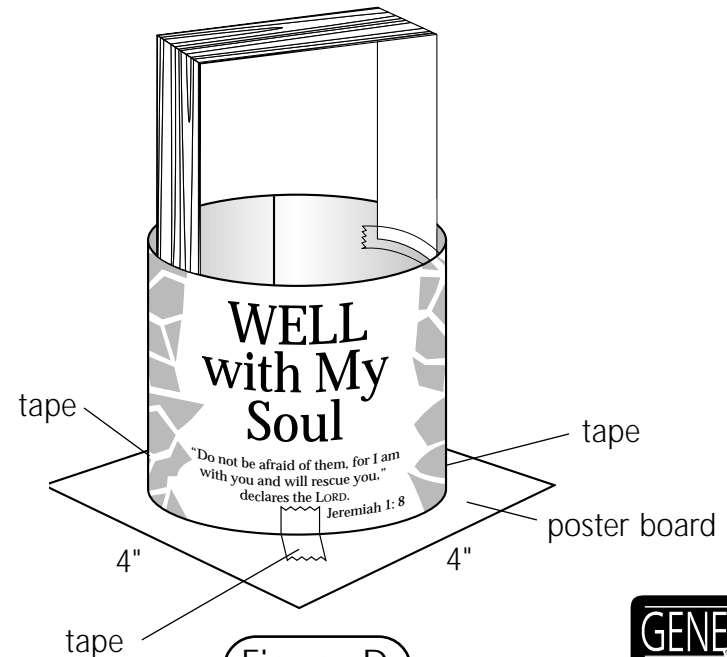


Figure D

# Jeremiah

## The Rescuer

The students will learn and memorize this week's Scripture Memory Verse as they consider how God rescued Jeremiah.

### Scripture Memory Verse

"Do not be afraid of them, for I am with you and will rescue you," declares the LORD.

*Jeremiah 1:8*

### Materials

*For the teacher:*

- 9 index cards, 5" x 7"
- black marker
- red marker
- medium size gift bag

### Preparation

1. On each of the index cards, neatly write with the black marker one of the following phrases, including correct punctuation:  
"Do not be afraid of them, for I am with you and will rescue you," declares the LORD  
*Jeremiah 1:8*
2. Take the red marker and outline the letters of the words "rescue you."
3. Number the backs of the cards in order from one to nine.
4. Place the index cards in the gift bag.
5. Practice leading this activity.

### Instructions

1. Introduce today's activity: *Today you are learning about Jeremiah the prophet. Jeremiah was a young man when he started preaching God's word. God told him that the people would not listen to him and they would reject his message. But God also told Jeremiah to not give up and to not be afraid. God's message to Jeremiah is today's Scripture Memory Verse.*

2. Hold up the Scripture Memory Verse on the back of this Lesson Card. Say the verse to the students as they listen. Ask each student to say it with you to the group. Ask the group to say it with you together three times. Ask for volunteers to say it from memory.
3. Show the students the cards you prepared. Say the verse using the cards and show them the phrases on each card. Show them that the words "rescue you" are in red.
4. Shuffle the cards and place them in the gift bag. Pass the bag around and have each student take a card until they are all taken. Tell the students to place the cards down in order, one at a time. Once the cards are down, have all the students say the verse, and have the student that placed the "rescue you" card say the verse to the group with his eyes closed.
5. Remove card #1. Shuffle and place the remaining cards in the bag and repeat Step 4. This time, they must say the first two words from memory. Continue for as long as time permits, each time removing the next card.

### Conclusion

Remind them that this verse says that God is a rescuer. Ask the students if they have ever felt the need to be rescued from someone or some situation. Encourage the students to think about how Jeremiah must have felt to know that God was with him and would rescue him. Close with a prayer thanking God for rescuing Jeremiah.

### Teacher Tips

- Adapt the number of index cards adding more or less depending on your number of students.

“Do not be afraid of them,  
for I am with you and  
will rescue you,”  
declares the LORD.

Jeremiah 1:8



**Lesson Objectives**

- The students will identify one characteristic of Jeremiah the prophet.
- The students will describe one time when Jeremiah displayed boldness.
- The students will state one way that they can do something amazing for God.

**Lesson Text**

Jeremiah 1, 38

**Scripture Memory Verse**

"Do not be afraid of them, for I am with you and will rescue you," declares the LORD.

*Jeremiah 1:8*

**Lesson Plan**

Greeting and Registration

Preclass Activity: Hang on, Jeremiah!

Welcome and Singing

Centers:

Life Application: WWJD?

Game: Tic-Tac-Toe

Bible Skills: Search Party

NOTE: Allow time for a snack.

**Hang on, Jeremiah!**

The students will review key words from this week's lesson as they play hangman.

**Materials**

*For the teacher:*

- large writing surface

**Preparation**

Draw a hangman gallows on the large writing surface.

**Instructions**

1. Greet the students as they arrive. Tell them that they will play hangman and guess key words and names from this week's lesson about Jeremiah.

2. Have the students join in the game as they arrive. For large classes, start two games.
3. Use the following list of words for the hangman game:

**Hangman Words**

nations	uproot
exile	famine
incense	terrified
questions	Lord
mouth	child
youth	voice
discouraging	rescue
kingdoms	well

**Challenge Words**

Babylon
Hilkiah
Jeremiah
Zedekiah
Sovereign
Amon
Gedaliah
plague

**Teacher Tips**

- As an extra help for the students, display these words on paper around the preclass area.
- If you are not familiar with the game of hangman, ask someone to help you and/or see the instructions provided on the Lesson Card from Unit 8 Lesson 2 Supplement Game.

## WWJD?

The students will review this week's Bible Story as they consider how they can do amazing things for God the way that Jeremiah did.

### Materials

No materials needed.  
(See Teacher Tips.)

### Preparation

1. Read Jeremiah 1 and 38 to review this week's Bible Story text.
2. Think about how you would respond to the situations in this activity.

### Reviewing the Bible Story

Open your Bible to Jeremiah 1. *In your lesson this week, you are learning about Jeremiah the prophet. Jeremiah was very young when God called him to preach the word. At first Jeremiah was afraid because he was young, but God told him to not be afraid. God told Jeremiah that people would reject him—but God would be with him and rescue him.* Ask the students if they can say the Scripture Memory Verse. ("Do not be afraid of them, for I am with you and will rescue you," declares the LORD. Jeremiah 1:8) *Tell the students that Jeremiah was a very bold man who spoke God's words to people even though it made them mad and they wanted to stop him.*

### Life Application

Tell the students that you will read two situations that are similar to situations that Jeremiah was in. After you read them, you will ask some questions to help them think, "What would Jeremiah do?"

Based on Jeremiah 1: *Some fifth graders in your school have been making fun of the third graders. They stand outside after school and say mean things. Some of your third grade friends are afraid to walk home.*

- *Was Jeremiah young when he was called by God?* (Yes)
- *Did Jeremiah feel afraid to speak to people because he was young?* (Yes)

- *Did Jeremiah believe that God would be with him and rescue him?* (Yes)
- *Do you ever feel afraid to speak to people because you are young?*
- *If you were Jeremiah today, what would you do?*

Based on Jeremiah 38: *Some kids in your neighborhood are telling you to stop inviting them to church. They are saying that if you invite anyone else, someone is going to get hurt.*

- *Did people tell Jeremiah to stop speaking about God?* (Yes)
- *Did people threaten to hurt him if he didn't stop?* (Yes)
- *Did Jeremiah believe that God would be with him and rescue him?* (Yes)
- *Do you ever feel afraid of what someone might do if you tell them about God?*
- *If you were Jeremiah today, what would you do?*

Answers should include: pray to God for courage and boldness; speak the truth for God; show the people that you are not afraid of them; ask God for protection; seek advice from your parents, Bible Class teachers or other disciples.

Have the students pair up and call each other during the week to encourage each other to follow up with their plans to do what Jeremiah would do!

### Conclusion

Encourage the students to believe that God wants to use them to help people change and know him. Inspire them to see that they can make a big difference in their schools and neighborhoods at a time when many young people are not godly or don't even care about God. Close with a prayer for the students to see how they can love and serve God in amazing ways like Jeremiah.

### Teacher Tips

- Present "WWJD" bracelets to the students at the end of the class. These can be purchased at most malls or Christian book stores. If you are preparing in advance, they can also be ordered through some teacher supply catalogs.





## Tic-Tac-Toe

The students will review this week's lesson as they play this "true or false" variation of "Tic-Tac-Toe."

### Materials

*For the teacher:*

- 1 piece of poster board, 22" x 28"
- 5 buttons
- 5 coins
- black marker

### Preparation

On the poster board, draw a Tic-Tac-Toe board.

### Instructions

1. Introduce today's activity: *In your lesson this week, you are learning about the prophet Jeremiah who was called by God at a young age to preach to the people. Many people rejected Jeremiah's words and wanted to kill him. But God told Jeremiah to not be afraid. God was with Jeremiah and would rescue him. Jeremiah was a very bold and courageous man who was not afraid to speak to the people—even though he knew they did not like what he was saying. Jeremiah was a prophet of God who spoke God's words and lived by God's words. He wanted to help people change and turn back to God.*
2. Show the students the Tic-Tac-Toe board you prepared. Divide the students into two teams. Give each team one set of game pieces (buttons or coins). Tell them that in this game they must answer a question correctly in order to place a game piece on the board.


3. Choose a team to go first. Ask them a question from the list on the back of this Lesson Card. If the team gives the correct answer, they may place their game piece on the board. The students should discuss their answer as a team before giving it. If they answer incorrectly, they do not place a piece on the board. The next team takes its turn.
4. Continue game play until a team has three in a row or until the game is over. Play as many rounds as time permits. If necessary, use the questions again or make up additional ones.


### Conclusion

Ask the students how they would feel to be thrown into a well and left for dead. Would they stop talking about God after that happened? Encourage the students that God wants to help them speak his words the way Jeremiah did—even if people won't listen. Close with a prayer for the students to see ways that they can be bold like Jeremiah.

### Teacher Tips

- Bottle tops, pogs or other small flat objects also make suitable game pieces.





# Tic-Tac-Toe

## Questions and Answers

True or False:

- |  |  |
|--|--|
| <ol style="list-style-type: none"> <li>1. Jeremiah was a prophet. (True)</li> <li>2. Jeremiah spoke God's words. (True)</li> <li>3. Jeremiah obeyed God's laws. (True)</li> <li>4. Jeremiah wanted to help people change and follow God. (True)</li> <li>5. Jeremiah was an old man when God called him. (False)</li> <li>6. The people loved to listen to Jeremiah's words and treated him nicely. (False)</li> <li>7. God told Jeremiah to not be afraid. (True)</li> <li>8. God told Jeremiah that he would be rejected. (True)</li> <li>9. Jeremiah was too afraid and ran away. (False)</li> <li>10. Jeremiah was very bold for God. (True)</li> <li>11. Some people wanted to kill Jeremiah. (True)</li> </ol> | <ol style="list-style-type: none"> <li>12. Some people did not like what Jeremiah said. (True)</li> <li>13. Jeremiah was thrown into a well. (True)</li> <li>14. Jeremiah died in the well. (False)</li> <li>15. There was a chair and table at the bottom of the well. (False)</li> <li>16. There was nothing but mud at the bottom of the well. (True)</li> <li>17. Ebed-Melech and thirty men came to rescue Jeremiah from the well. (True)</li> <li>18. Everything that Jeremiah prophesied came true. (True)</li> <li>19. The book of Jeremiah is found in the New Testament. (False)</li> <li>20. The book of Jeremiah comes after the book of Isaiah. (True)</li> </ol> |
|--|--|

B  
I  
B  
L  
E  
S  
K  
I  
L  
L  
S**Search Party**

The students will develop their Bible Skills as they search the book of Jeremiah to find key words and phrases from this week's lesson.

**Materials**

*For each student:*

- pencil

*Reproducible Pages:*

- Page D, 4 copies for the teacher

**Preparation**

Complete the activity on your copy of Reproducible Page D.

**Instructions**

1. Introduce this activity: *This week you are learning about the prophet Jeremiah who was called at a young age to preach God's word to the people. Jeremiah is known for his boldness and courage for preaching to people who often rejected him and wanted to kill him. God told Jeremiah to not be afraid. God was with Jeremiah and would rescue him.*
2. Tell the students that they will form search parties to find information about Jeremiah in the Bible. Collect the students' Bibles and place them in a corner of your class area.
3. Divide the students into four teams. Give each team a copy of Reproducible Page D and pencils. Tell the students that you will tell them when to begin and they will go and find their Bibles and then search for the information missing on their pages.
4. Tell the students that the words on their pages are written in different letters as in a ransom note, so they must look very carefully.
5. When a team has finished, have them come to you to check their answers.
6. Circulate among the students to offer help and encouragement. Make sure all the students from each team write their names on their pages.
7. When all four teams are finished, have everyone sit in a circle. Have the students take turns saying their answers as you go around the circle.

**Conclusion**

Encourage the students for their work. Tell them that they should feel very proud of themselves for being able to find verses in the Bible. Close with a prayer thanking God for helping the students to grow in their Bible Skills.

**Teacher Tips**

- This is not a competition. Everyone who participates is a winner. Think of a small prize or token to give the students as an extra encouragement.

## Search Party

Instructions: Use your Bible to look up the reference and fill in the missing words below.

The word of the \_\_\_\_\_ LORD \_\_\_\_\_ came to me, saying,

“Before I formed you in the womb I \_\_\_\_\_ knew \_\_\_\_\_ you,  
before you were \_\_\_\_\_ born \_\_\_\_\_ I set you apart;  
I appointed you as a \_\_\_\_\_ prophet \_\_\_\_\_ to the  
\_\_\_\_\_ nations \_\_\_\_\_.”

“Ah, Sovereign LORD,” I said, “I do not know how to  
\_\_\_\_\_ speak \_\_\_\_\_; I am only a \_\_\_\_\_ child \_\_\_\_\_.”

But the LORD said to me, “Do not say, ‘I am only a child.’ You must go to  
\_\_\_\_\_ everyone \_\_\_\_\_ I send you to and say whatever I command  
you. Do not be \_\_\_\_\_ afraid \_\_\_\_\_ of them, for I am with  
you and will \_\_\_\_\_ rescue \_\_\_\_\_ you,” declares the LORD.

Jeremiah 1:4-8



3rd and 4th Grades

**Core/Preclass**

1 copy for each student

**A, B, PropheC!**

A _____	N _____
B _____	O _____
C _____	P _____
D _____	Q _____
E _____	R _____
F _____	S _____
G _____	T _____
H _____	U _____
I _____	V _____
J _____	W _____
K _____	Y _____
L _____	Z _____
M _____	

Instructions: Write these words in alphabetical order using the list provided. (There is no word for the letter "X.")

**SOVEREIGN**

uproot

Babylon

exile

famine

**HILKIAH**

incense

terrified

Jeremiah

Amon

Lord

Zedekiah

mouth

child

**NATIONS**

plague

Gedaliah

questions

discouraging

rescue

voice

**KINGDOMS**

well

youth

obey

Using your Bible, fill in the blanks with the words from the list above:

- Jeremiah's father was \_\_\_\_\_. (Jeremiah 1:1)
- God appointed Jeremiah to be a prophet to the \_\_\_\_\_. (Jeremiah 1:5)
- God told Jeremiah to not be afraid because God would \_\_\_\_\_ him. (Jeremiah 1:8)
- The Lord reached out his hand and touched Jeremiah's \_\_\_\_\_. (Jeremiah 1:9)
- God told Jeremiah to not be \_\_\_\_\_. (Jeremiah 1:17)
- The officials wanted to kill Jeremiah because he was \_\_\_\_\_ the soldiers. (Jeremiah 38:4)



3rd and 4th Grades

# Deep Convictions

**ANNOUNCER:** We now interrupt your normally scheduled program to bring you this special news update.

**REPORTER:** I'm Peter Johnson reporting live from the cistern of the king's son. A large crowd has gathered here. They are watching a man being led to the cistern—a deep well. Oh my! It looks like the crowd wants to throw him in. Excuse me, sir. Can you tell me what's going on here?

**BYSTANDER:** They've got Jeremiah the prophet. They don't like the message he preaches so they want to throw him in the well.

**REPORTER:** This crowd seems to be really upset. We're going to try and get in a little closer. Look! There he is. Excuse me sir, are you Jeremiah the prophet?

**JEREMIAH:** Yes, I am.

**REPORTER:** What's going on? Why is everyone so upset with you?

**JEREMIAH:** I'll say it again. Whoever stays in this city of Jerusalem will die by the sword, famine or plague. But whoever goes over to live with the Babylonians will not.

**REPORTER:** Thanks for that message. Here comes one of the city officials. Excuse me sir. Can you tell us why this man is being thrown into the cistern?

**CITY OFFICIAL:** This man deserves to die. He is discouraging the soldiers and the people by the things he is saying. All this talk of Jerusalem being destroyed. What does he know? Now, move out of my way!

**REPORTER:** It's true! Jeremiah has indeed been lowered into the well. The bottom is nothing but mud. Jeremiah is sinking into the mud. They are going to leave him to starve to death. (Pause) But wait! Some men are coming this way. They are being led by a royal official from the palace. He is heading straight for the well.

**ROYAL OFFICIAL:** Quiet! Listen to me! God has been gracious and the king has ordered to release Jeremiah the prophet. No more harm will come to the man of God today. Now go home.

**REPORTER:** I have just received word that Jeremiah the prophet is safe and is out of the cistern. Here he comes. Jeremiah, how are you?

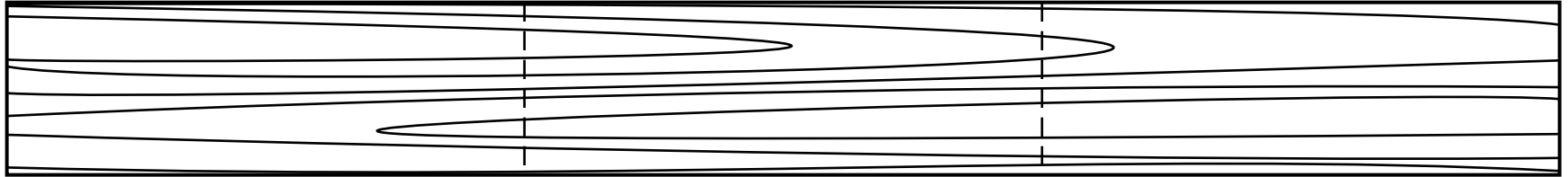
**JEREMIAH:** I am fine. God has once again rescued me from my enemies. These people are so stubborn. They will not listen to God's word. God told me it would be this way. If they would only listen. I am trying to save their lives and they are trying to kill me!

**REPORTER:** Well, you have heard it for yourselves. Jeremiah is a man with deep convictions! This is Peter Johnson signing off from Jerusalem. Farewell and if you're smart...I'll see you in Babylon!

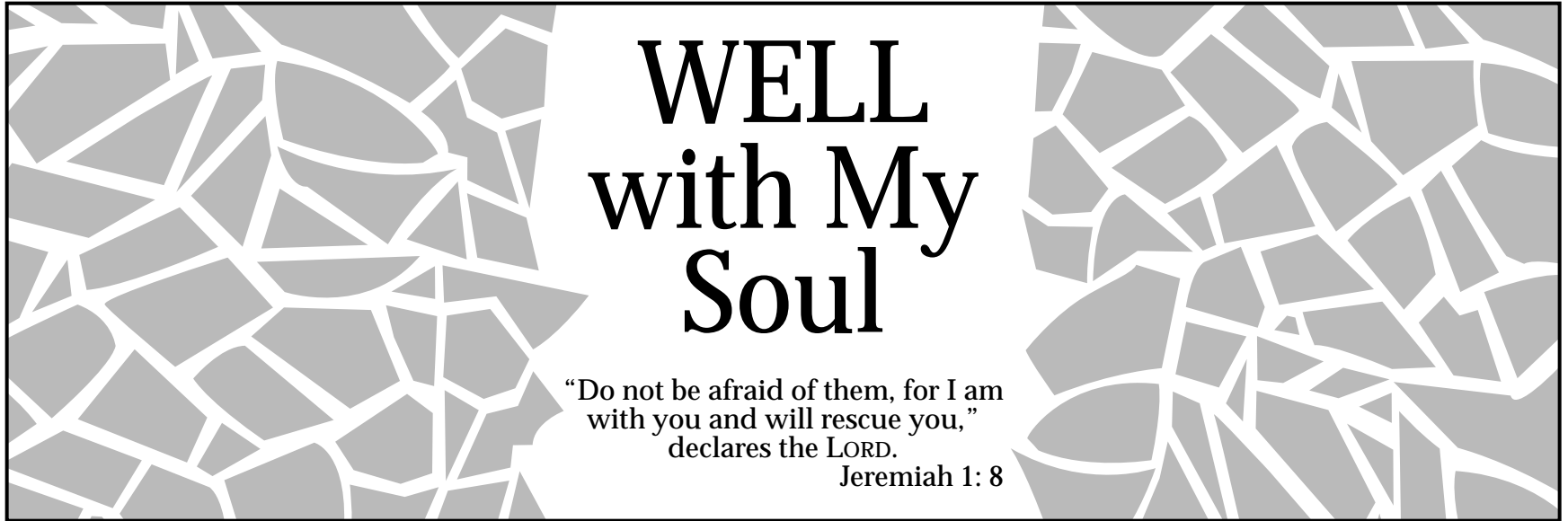


Core/Craft


1 copy for each student (Optional - heavy, tan paper)



frame



well



coins



3rd and 4th Grades

This page intentionally left blank

## Search Party

Instructions: Use your Bible to look up the reference and fill in the missing words below.

The word of the \_\_\_\_\_ came to me, saying,

“Before I formed you in the womb I \_\_\_\_\_ you,  
before you were \_\_\_\_\_ I set you apart;  
I appointed you as a \_\_\_\_\_ to the  
\_\_\_\_\_.”

“Ah, Sovereign LORD,” I said, “I do not know how to  
\_\_\_\_\_; I am only a \_\_\_\_\_.”

But the LORD said to me, “Do not say, ‘I am only a child.’ You must go to  
\_\_\_\_\_ I send you to and say whatever I command  
you. Do not be \_\_\_\_\_ of them, for I am with  
you and will \_\_\_\_\_ you,” declares the LORD.

Jeremiah 1:4-8



3rd and 4th Grades