

Isaiah

Lesson Objectives

- The students will state one of Isaiah's prophecies.
- The students will identify Jesus as the fulfillment of Isaiah's prophecies.
- The students will state one way that God's plan for Jesus relates to their lives.

Lesson Text

Isaiah 35-61

Scripture Memory Verse

He was counted among those who were sinners. He bore the sins of many and interceded for sinners.

Isaiah 53:12
(The New Living Translation)

Lesson Plan

Greeting and Registration

Preclass Activity: Isaiah Island

Welcome and Singing


Centers:

Bible Story: A Man with a Plan

Craft: Memory Markers

Scripture Memory: Imagine That!

NOTE: Allow time for a snack.



Isaiah

Isaiah's Island

The students will preview today's lesson as they go on a scavenger hunt that introduces them to the book of Isaiah.

Materials

For each student:

- pencil

Reproducible Pages:

- Page A, 1 copy for each student

Preparation

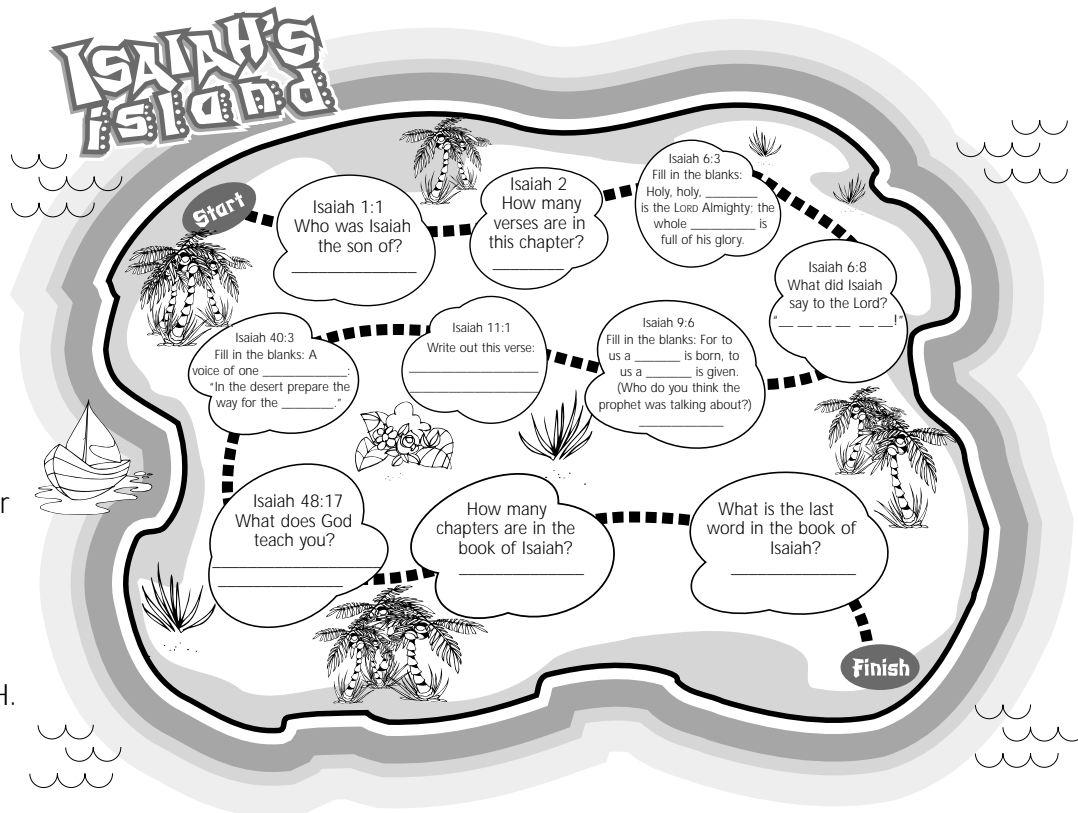
Complete the activity on your copy of Reproducible Page A.

Instructions

1. Greet the students as they arrive. Tell them that in today's lesson, they will learn about the prophet Isaiah. Encourage them that Isaiah was a great prophet who told the people many things about Jesus—hundreds of years before Jesus lived!
2. Explain that in their activity they will do a scavenger hunt using the Old Testament book of Isaiah. Distribute the copies of Reproducible Page A and pencils. Have the students work with a partner or group of three. Make sure that each group has at least one Bible. Have them find START on their pages and then follow their questions to the FINISH.
3. Circulate among the students to give help and answer questions.
4. For students who finish early, encourage them to offer help to others who may need it.

Teacher Tips

- Make a memory! Create an "island" atmosphere in the Preclass area using pictures and/or party supplies. Serve a tropical punch and simple snacks. (Obtain parental permission before serving food to the students.)
- If your facility permits, adapt this activity to a real-life scavenger hunt. Create stations for each of the items and have the students rotate through each one.



Isaiah

A Man with a Plan

The students will learn five of Isaiah's prophecies about Jesus and their fulfillment in the New Testament.

Materials

For the teacher:

- 10 index cards
- glue stick
- scissors
- old book (optional)

Reproducible Pages:

- Page B, 1 copy for the teacher

Preparation

1. Cut out the ten squares from your copy of Reproducible Page B.
2. On five index cards, glue the five references from Isaiah.
3. On the other five cards, glue the five New Testament references.
4. Practice presenting this lesson so the students will see your enthusiasm.

Introducing the Bible Story

Have the students open their Bibles to the Old Testament book of Isaiah. Point out that Isaiah has sixty-six chapters and is the longest book of prophecy in the Old Testament. *Isaiah was called by God to preach to the people. Isaiah knew that he was a sinful man and did not deserve to speak God's words. But God forgave his sin. Isaiah promised to go and speak God's word to the people. God told Isaiah that it would not be easy and that the people would reject his message.*

- *How would you feel if God called you to go and preach his words to the people?*
- *How would you feel if the people were stubborn and rebellious and did not want to listen?*
- *What would you think if you found a book that was three hundred years old and full of predictions about the time and place of your birth, descriptions of your life and the details of your death?*

IMPORTANT: Pay close attention to your students. A question such as this could cause undue anxiety for a student living in a difficult or crisis situation.

OPTIONAL: Bring in a very old book and act out the last question as if you had found a book detailing the events of your life.

Presenting the Bible Story

Divide the students into two groups. Give the first group the Isaiah 40:3 card and have them look it up. To the other group, give the Matthew 3:3 card and have them look it up. Have them read their verses. *God fulfilled this prophecy when John the Baptist came and spoke about Jesus. John the Baptist knew that Jesus was the one Isaiah had written about and he wanted everyone else to know too!*

Next, give the first group the Isaiah 35:5 card and have them look it up. To the second group, give the Matthew 11:4-5 card. Have them read their verses. *This prophecy was fulfilled by Jesus, who was healing the blind and the deaf. Jesus sent this message to John the Baptist to remind him that Jesus had done just what Isaiah had said he would.*

Give the first group the Isaiah 61:1-2 card and the second group the Luke 4:17-22 card. Have them look up and read their verses. *Jesus amazed the people when he told them that he had fulfilled this prophecy! Jesus told the people that he was the one sent by God to heal the sick, free the prisoners, and tell people about God's love.*

Give the first group the Isaiah 50:6 card and the second group the Mark 14:65 card. Have them look up and read their verses. *This prophecy about Jesus was fulfilled as the guards spit on Jesus and beat him while they were preparing to have him killed.*

Give the first group the Isaiah 53:5 card and the second group the John 19:34 card. Have them read their verses. *Isaiah even prophesied about how Jesus would be killed! This prophecy was fulfilled when the guards stuck a sharp spear into Jesus' side to be sure he was dead.*

The prophets foretold many details about Jesus: his time and place of birth; his family tree; what he would do; how he would minister to others; what he would be like; how people would treat him; how he would suffer and die; where he would be buried; and that he would be raised from the dead.



3rd and 4th Grades

Isaiah

Sharing with Others

Ask the students if they ever tried to find someone but did not know what the person looked like. Perhaps they had a vague description. Tell the students that God told the prophets all about Jesus as the savior Jesus so that they would know what to expect when he arrived! God did not want the people to be confused, so he made it very clear. Ask the students if they know someone who is confused about who Jesus is. Encourage them to share what they have learned in Isaiah with that person. Close with a prayer for the students to be excited about teaching others about Jesus.

Teacher Tips

- Be prepared to help the students who have difficulty reading.

<p>PROPHECY Isaiah 40:3</p>	<p>PROPHECY Isaiah 35:5</p>	<p>John 19:34 FULFILLMENT</p>	<p>Matthew 3:3 FULFILLMENT</p>
<p>PROPHECY Isaiah 53:5</p>	<p>PROPHECY Isaiah 50:6</p>	<p>Matthew 11:4-5 FULFILLMENT</p>	<p>Mark 14:65 FULFILLMENT</p>
	<p>PROPHECY Isaiah 61:1-2</p>	<p>Luke 4:17-22 FULFILLMENT</p>	

C

R

A

F

T

Isaiah

Memory Markers

The students will make bookmarks for the major prophets.

Materials

For each student:

- 4 pieces of ribbon, 1" x 12"
- glue stick
- crayons or markers

For the teacher:

- scissors
- stapler
- invisible tape

Reproducible Pages:

- Page C, 1 copy for each student

Preparation

1. For each student, cut out the four prophet name strips on the copies of Reproducible Page C.
2. Make a sample craft to show the students.

Instructions

1. Introduce today's activity: *In today's lesson you are learning about the prophet Isaiah. Isaiah is the first book of prophecy in the Old Testament. Isaiah was a prophet who spoke a great deal about God's love and judgment. He wanted the people to know that God was not pleased with their sin, but he also wanted them to know that God would forgive them. Isaiah is most famous for his prophecies about Jesus. Isaiah wrote things that would happen to Jesus hundreds of years before Jesus was even born. The more you learn about Isaiah, the more you will see that God had a great plan to send Jesus so that we could be forgiven and have a special relationship with God. In your craft today, you will make a bookmark to help you find the books of the four major prophets.*

2. Show the students the craft you prepared. Point out the four names of the major prophets that appear on each piece of ribbon. Show them how to place each strand in their places in the Bible.
3. Distribute the name strips you prepared and crayons to the students. Have them color their name strips.
4. As the students are coloring, distribute the pieces of ribbon and glue sticks. Have them glue the name strips onto the ribbons, as shown in Figure A.
5. Circulate among the students to staple the ribbons at the top. Make sure they are in the correct order: Isaiah; Jeremiah; Ezekiel; Daniel. See Figure B.
6. Give each student a piece of tape to wrap around the staple, as shown in Figure C.
7. Make sure the students write their names on their bookmarks.

Conclusion

Have the students find the books of Isaiah, Jeremiah, Ezekiel and Daniel in their Bibles. (Make sure to note that the book of Lamentations is the second part of Jeremiah—not the name of another prophet.) Have them place each ribbon in its proper book. Encourage the students to use this to help them find the books they will be learning about for the next several weeks. Close with a prayer for the students to be amazed at God's plan for Jesus.

Teacher Tips

- Make sure that the ribbons are in the correct order before you staple them together.

C
R
A
F
T

Isaiah

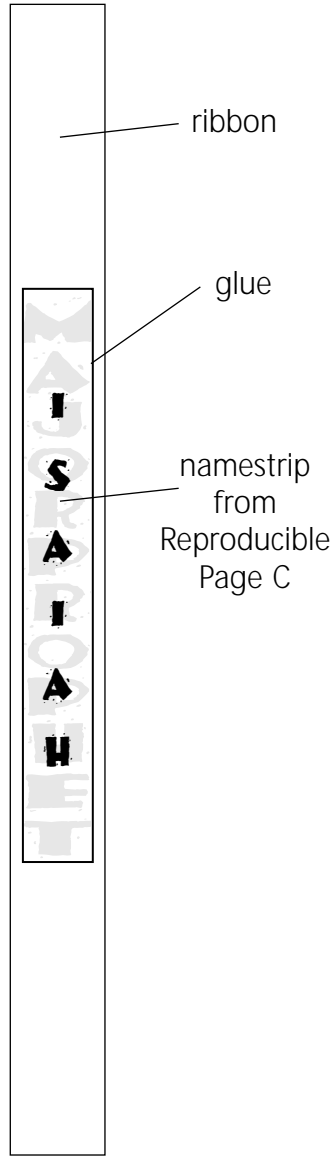


Figure A

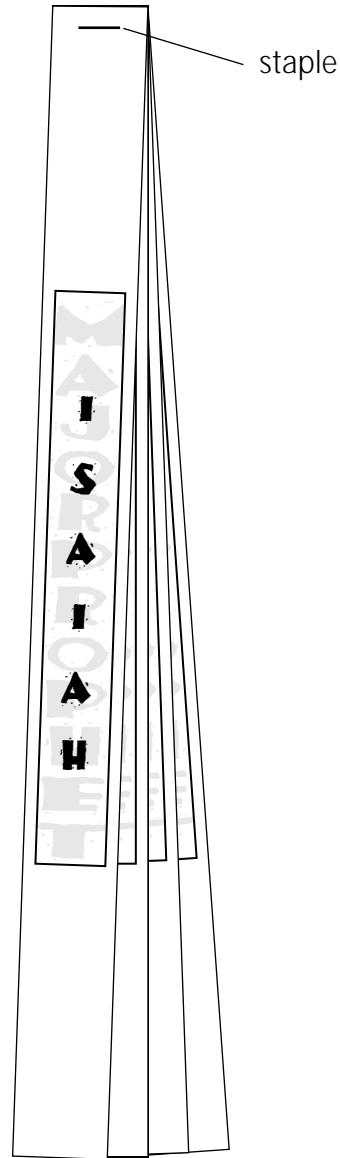


Figure B

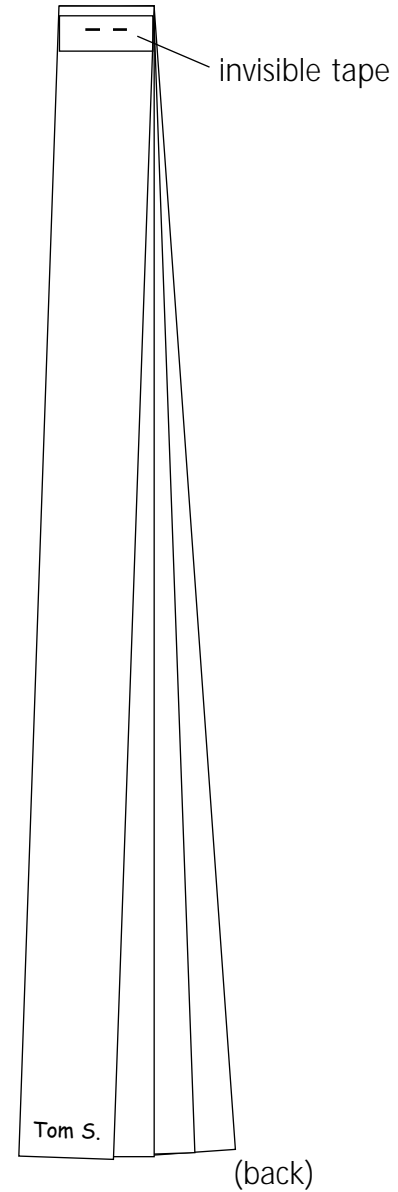


Figure C

Isaiah

Imagine That!

The students will learn and memorize today's Scripture Memory Verse as they consider the amazing sacrifice that Jesus made for them.

Scripture Memory Verse

He was counted among those who were sinners. He bore the sins of many and interceded for sinners.

Isaiah 53:12 (The New Living Translation)

Materials

For the teacher:

- 7 index cards, 5" x 7"
- black marker

Preparation

On each of the index cards, neatly write one of the following phrases, being careful to follow punctuation and capitalization: He was counted/among those/who were sinners./He bore the sins/of many and/interceded for sinners./Isaiah 53:12

Instructions

1. Introduce today's activity: *In today's lesson you are learning about the prophet Isaiah who spoke about God's plan to send a savior—someone to save the people from their sins. In your Scripture Memory Verse you will learn something amazing that Isaiah told the people.*
2. Tell the students to close their eyes and imagine the following:

A prisoner is in jail for a crime and his punishment is death. No judge would let him go. He knows he deserves to die.

The guards arrive. The prisoner's heart beats fast. He is so afraid. He wishes he had not committed that crime. He would give anything for a second chance. But it is too late. He stands before his executor. The guards cover his head. He waits. His heart pounds.

Nothing happens. Then a strange voice says, "Stop!" The prisoner is confused. Someone takes him by the hand and uncovers his head. The prisoner does not know the man who is looking at him. He has never seen him before. The stranger gently smiles and says, "I've come to take your place." The guards come and take the stranger away. The door closes. The stranger dies.

- Have the students open their eyes. Ask them the following:
- *Why did the prisoner have to die?* (He committed a crime.)
 - *Why was the prisoner afraid?* (He was going to die.)
 - *What did the stranger do?* (He took his place.)
 - *Why did the stranger take his place?* (Answers will vary.)
 - *Do you think the prisoner changed his life?* (Answers will vary.)
3. Show the students the Scripture Memory Verse on the back of this Lesson Card. Read it to the students three times. Ask the students to say it together with you three more times.
 4. *Isaiah knew the people in his day had committed sins against God. God's people were afraid and had no hope. Isaiah told them that God would send them someone to take their place and take their punishment. Jesus came into the world to take the punishment for our sin so we would have hope and power to change our lives. Jesus was like the stranger in this story. He came to take our place and to ask God to forgive us because he loves us.*
 5. Ask each student to say the verse together with you to the rest of the group. Ask for volunteers to say the verse from memory.
 6. Show the students the cards you prepared. Pass them out to the students. Have them put the cards in the correct order of the verse and say it as a group when they are finished. Collect the cards and repeat for as long as time permits.

Conclusion

Remind the students that this verse is talking about Jesus. Ask the students how it makes them feel to know that Jesus would take someone else's punishment—even though he was innocent. Tell them that Jesus came to show God's love and forgiveness. Close with a prayer for the students to appreciate the amazing sacrifice that Jesus made for them.

Teacher Tips

- Practice reading the story in Step 2 with feeling and emphasis.

He was counted among
those who were sinners.
He bore the sins of many
and interceded for sinners.

Isaiah 53:12
(The New Living Translation)

Lesson Objectives

- The students will state one of Isaiah’s prophecies.
- The students will identify Jesus as the fulfillment of Isaiah’s prophecy.
- The students will state one way that God’s plan for Jesus relates to their lives.

Lesson Text

Isaiah 35-61

Scripture Memory Verse

He was counted among those who were sinners. He bore the sins of many and interceded for sinners.

Isaiah 53:12 (The New Living Translation)

Lesson Plan

Greeting and Registration

Preclass Activity: Mix and Match

Welcome and Singing

Centers:

Life Application: Second Chances

Game: Scrambled Prophets

Bible Skills: Perfect Fit

NOTE: Allow time for a snack.

D
R
E
•
F
E
C
•
I
A
S
S
A
T
C

Mix and Match

The students will review this week’s lesson as they match Isaiah’s prophecies with their New Testament fulfillments.

Materials

For each student:

- pencil
- Reproducible Pages:*
- Page D, 1 copy for each student

Preparation

Complete the activity on your copy of Reproducible Page D.

Instructions

1. Greet the students as they arrive. Tell them that in their Preclass Activity they will match seven of Isaiah’s prophecies with their New Testament fulfillments.
2. Distribute the copies of Reproducible Page D and pencils. Have the students work with a partner or small group of three. Make sure each group has a Bible.
3. Circulate with the adult assistants to offer help.

Answer Key

- Matthew 3:3 (Isaiah 40:3)
- Matthew 11:4-5 (Isaiah 35:5)
- Mark 14:65 (Isaiah 50:6)
- Matthew 27:57-60 (Isaiah 53:9)
- Mark 14:60-61 (Isaiah 53:7)
- Luke 4:17-22 (Isaiah 61:1-2)
- John 19:34 (Isaiah 53:5)

Teacher Tips

- Try to arrange for each pair of students to use a New International translation of the Bible.

Second Chances

The students will review this week's lesson as they consider God's plan to send Jesus to save them from their sins.

Materials

For teacher:

- scissors
- a number "2" (from a puzzle, game, magnet, or cut out of cardboard)
- watch or timer

Reproducible Pages:

- Page E, 1 copy for the teacher

Preparation

1. Cut out the five questions from your copy of Reproducible Page E.
2. Think about how to lead this activity so that the students will appreciate Jesus' sacrifice for them.

Introducing the Bible Story

Open your Bible to the book of Isaiah. *This week you learned that God spoke to Isaiah through the Holy Spirit and told him about Jesus. Isaiah prophesied about Jesus—from his birth to his death! Everything that Isaiah prophesied happened! During Jesus' ministry, some people realized that Jesus was the messiah that Isaiah had foretold. After Jesus died, even more people realized that Jesus was the savior that Isaiah had spoken of.*

Review the Scripture Memory Verse. Ask the students who Isaiah was writing about in this verse. (Jesus) Explain that they will think about why God sent Jesus.

Life Application

Distribute the questions you prepared. Have the students take turns asking their questions to the other students. Begin with the first question and continue in order until all five questions have been answered by the rest of the group. Answers should be simple and brief.

NOTE: Do not skip any of these questions because they logically sequence the student's thinking. Without these, some students will find the activity too abstract.

A long time ago, before the creation of the world, God had a plan. Although God did not want his children to sin, he knew that one day people would disobey and do things that they should not do. They would have to be punished and it would be very painful.

God loves his children very much. It would be very hard to see them suffer. He wanted to give them a way to have a second chance.

God made a plan to send Jesus to the earth. Jesus would teach the people how to obey God and how to do the right things. But God knew the people would reject Jesus. They would tell lies about Jesus and accuse him of things he did not do. Eventually, the people would kill Jesus.

But God sent Jesus anyway. And everything happened just as God knew it would, just as the prophet Isaiah had said. People told lies about Jesus, accused him of sin and killed him. As he died, Jesus asked God to forgive the people and give them a second chance.

Everyone who believes that Jesus died for them and who follows Jesus can have a second chance. Jesus came and died to give people who want it—a second chance.

Conclusion

Take out the number 2. Tell the students that they will have two minutes to think of a situation in which they might need a second chance. (Offer suggestions such as: taking a test; getting to school on time; obeying the first time; learning a Scripture Memory Verse; remembering to do a chore; etc.) After two minutes, begin the sharing by giving an example from your own life and then passing the 2 to another student. Your example is very important for the students to model. Close with a prayer thanking God for sending Jesus.

Teacher Tips

- Follow up with any students who seem discouraged or negative, and do not force a student to share.



Scrambled Prophets

The students will review the names and key ideas about the prophets as they play this scrambled word game.

Materials

For the teacher:

- 4 markers or highlighters, different colors
- scissors
- 2 plastic sandwich bags

Reproducible Pages:

- Page F, 2 copies for the teacher

Preparation

1. Take one copy of Reproducible Page F and color in the letters of each prophet in a different color. For example: color in the letters for Isaiah in red; Jeremiah in blue; Ezekiel in green; and Daniel in orange.
2. Cut out all the squares for each letter and place them in one of the plastic bags. Label it "Team A."
3. Take the second copy of Reproducible Page F and repeat Step 1, varying the colors that you used the first time. For example: color in the letters for Isaiah in orange; Jeremiah in green; Ezekiel in blue; and Daniel in red.
4. Cut out the squares for each letter and place them in the second bag and label it "Team B."
5. Practice playing this game.

Instructions

1. Introduce today's activity: *This week you are learning about the prophet Isaiah. He was one of the four prophets called the major prophets. Isaiah spoke by the Holy Spirit to tell the people about Jesus. Hundred of years before Jesus was born, Isaiah prophesied—or foretold—many things about Jesus. Everything that Isaiah prophesied came true! God wanted the people to see that his prophets were filled with his spirit—which is why their prophecies came true.*
2. Ask the students if they can name the four major prophets. (Isaiah; Jeremiah; Ezekiel; Daniel)

3. Tell them that they will be learning about the other prophets over the next few weeks. In today's game, they are going to see how well they know the names of the Major Prophets in a scrambled letter game.
4. Divide the students into two teams, being careful to balance new or visiting students with others who have heard the Bible Story. Show the students the two bags you prepared. Explain that in each bag are the letters of the four prophets' names. Each name is in a different color. The object of the game is to try and be the first team to put the letters to each name together correctly.
5. Before giving them the bags, show them the four names on the back of this Lesson Card. Have the students study the card for about a minute. Put the card away.
6. Distribute the bags and tell the students to begin. The first team to put all the letters together correctly wins. If neither team is successful, let both teams use their Bibles to make the corrections.
7. Have the students collect the letters and put them back in the bags. Repeat the activity, this time, giving a different bag to each team.


Conclusion

Remind them that because of the prophets, they can trust that the Bible is true. The prophets were the ones to prove that it was God's true word they were speaking and not just their own ideas. In the time that remains, ask the students to share about one of Isaiah's prophecies that they remember. Close with a prayer for the students to be amazed by the way that God used the prophets to tell what would happen in the future for his people.

Teacher Tips

- Have a lot of fun with this activity! Encourage the students for their efforts.





Isaiah

Jeremiah

Ezekiel

Daniel

B
I
B
L
E
S
K
I
L
L
S

Perfect Fit

The students will review Isaiah’s prophecies as they match them with their New Testament fulfillments.

Materials

For the teacher:

- 10 index cards, 5" x 7"
- black marker
- red marker
- large writing surface

Preparation

1. On five of the index cards, write one of the following references in red: Isaiah 40:3; Isaiah 35:5; Isaiah 53:5; Isaiah 61:1-2; Isaiah 50:6.
2. On the other five index cards, write one of the following references in blue: Matthew 3:3; Matthew 11:4-5; Luke 4:17-22; John 19:34; Mark 14:65.
3. On the large writing surface, write the words: Red-Said; Blue-True.
4. Practice this activity.

Instructions

1. Introduce today’s activity: *This week you are learning about the prophet Isaiah who told the people about the coming of Jesus. Hundreds of years before Jesus was born, Isaiah was inspired by the Holy Spirit to tell the people about Jesus. All of Isaiah’s prophecies came true! In today’s activity, you will match five of Isaiah’s prophecies with their fulfillments.*
2. Show the students the cards you prepared. Explain that the cards written in red ink are references from Isaiah. Point to the large writing surface and say: *The words Isaiah said are written in red.* Show that the cards written in blue in are the New Testament fulfillment of the prophecies. Point to the large writing surface and say: *The words in blue tell how they came true.*
3. Distribute the index cards so that each student has one. If you have more than eight students, let the students work with a partner. If fewer, use only the number you need—making sure that the cards you choose have matches.

4. Tell the students to look up the reference on their card and then find the student who is holding the matching card. If a student has a card with a prophecy reference written in red, he should find it in the Bible and then look for the student with the fulfillment. If a student has a card with the fulfillment written in blue, he should find it in the Bible and then find the student with the prophecy.
5. When two students make a match, they should sit down together and read each other’s reference. Use the Answer Key on the back of this Lesson Card to help them check their matches. They should be prepared to tell the rest of the group the following information: *What was the prophecy of Isaiah? How was it fulfilled by Jesus?*
6. When all the matches have been found, have the students sit with their partner in a circle and briefly present what they found to the rest of the group.

Conclusion

Encourage the students that what they have just done—matching Old Testament prophecy with their New Testament fulfillment is a very important Bible Skill. Explain that they will be able to help a lot of people learn about Jesus and believe in the Bible by being able to do this. Close with a prayer for the students to be excited about what they have learned today.

Teacher Tips

- For new or visiting students, take them as your partner to do this activity.

Perfect Fit

Answer Key

Prophecy

Isaiah 40:3

Isaiah 35:5

Isaiah 50:6

Isaiah 53:5

Isaiah 61:1-2

Fulfillment

Matthew 3:3

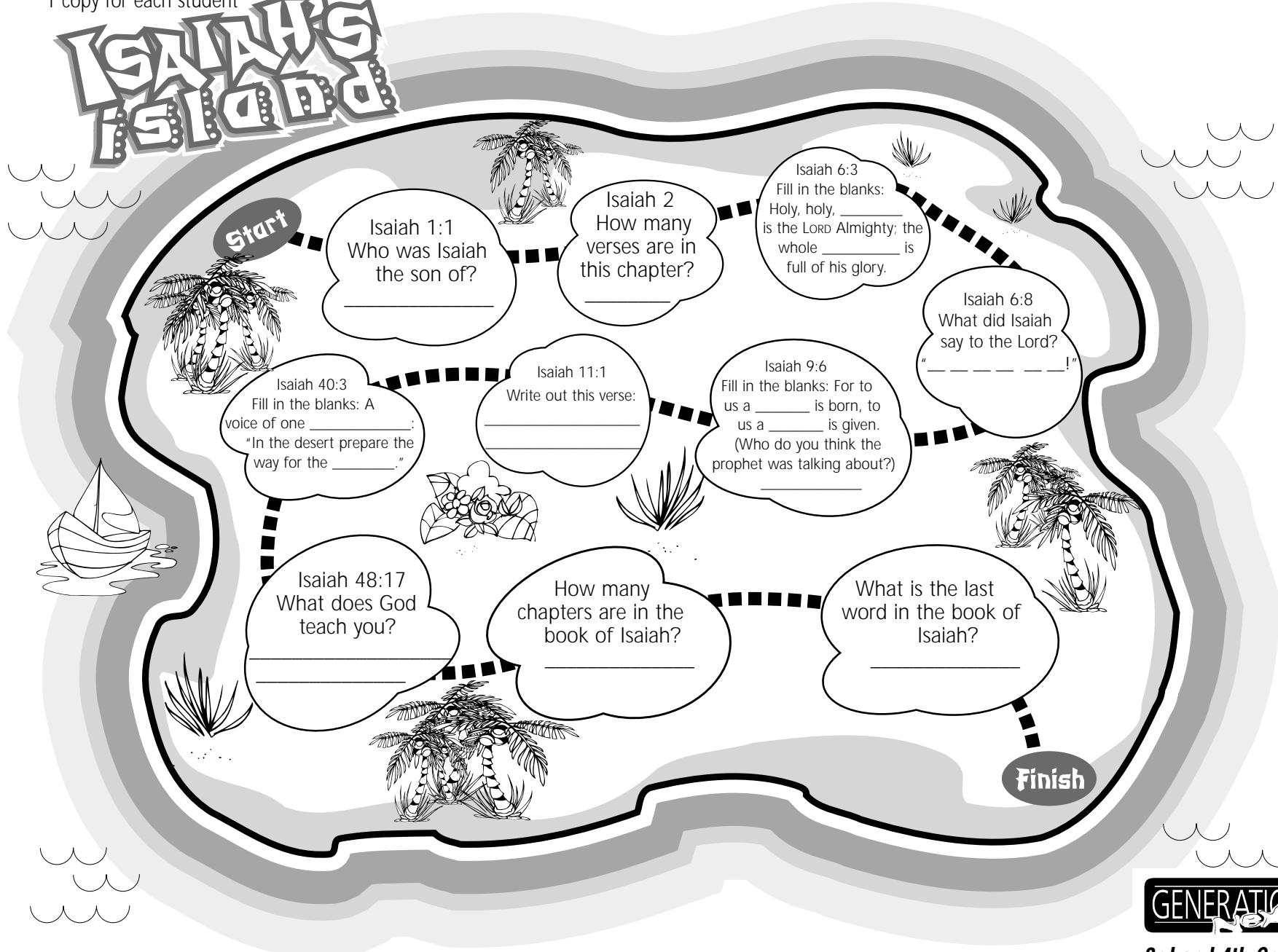
Matthew 11:4-5

Mark 14:65

John 19:34

Luke 4:17-22

ISAIAH'S ISLAND



Start

Isaiah 1:1
Who was Isaiah the son of?

Isaiah 2
How many verses are in this chapter?

Isaiah 6:3
Fill in the blanks:
Holy, holy, _____
is the LORD Almighty; the whole _____ is full of his glory.

Isaiah 6:8
What did Isaiah say to the Lord?
"_____!"

Isaiah 9:6
Fill in the blanks: For to us a _____ is born, to us a _____ is given. (Who do you think the prophet was talking about?)

Isaiah 11:1
Write out this verse:

Isaiah 40:3
Fill in the blanks: A voice of one _____: "In the desert prepare the way for the _____."

Isaiah 48:17
What does God teach you?

How many chapters are in the book of Isaiah?

What is the last word in the book of Isaiah?

Finish

PROPHECY
Isaiah
40:3

PROPHECY
Isaiah
35:5

John
19:34
FULFILLMENT

Matthew
3:3
FULFILLMENT

PROPHECY
Isaiah
53:5

PROPHECY
Isaiah
50:6

Matthew
11:4-5
FULFILLMENT

Mark
14:65
FULFILLMENT

PROPHECY
Isaiah
61:1-2

Luke
4:17-22
FULFILLMENT



M A I S A R I A H E T	J E R R E M I A H E T	M E Z E K I E L E T	M D A N I E L E T
---	---	--	---

This page intentionally left blank

Supplement/Life Application

1 copy for the teacher

1.

Have you ever done something that you shouldn't have?

2.

Have you ever disobeyed your parents or teacher?

3.

Did you ever forget to do something you were supposed to do?

4.

Have you ever received a punishment for any of these things?

5.

Have you ever wished for a second chance?

I	S	A	I	A	H		
J	E	R	E	M	I	A	H
E	Z	E	K	I	E	L	
D	A	N	I	E	L		