

# Who Were These Men?

## Lesson Objectives

- The students will state the purpose of God's prophets.
- The students will identify three characteristics of a prophet.
- The students will explain one way that they can be like a prophet for God today.

## Lesson Text

Hebrews 1:1  
2 Peter 1:20-21

## Scripture Memory

The major prophets:  
Isaiah; Jeremiah; Ezekiel; Daniel.

## Lesson Plan

Greeting and Registration

Preclass Activity: Prophet Preview

Welcome and Singing

Centers:

Bible Story: To Tell the Truth

Craft: Handy Messengers

Scripture Memory: The Radicals

NOTE: Allow time for a snack.



P  
R  
E  
•  
C  
L  
A  
S  
S

# Who Were These Men?

## Prophet Preview

The students will preview today's lesson as they are introduced to the major prophets.

### Materials

For each student:

- pencil

Reproducible Pages:

- Page A, 1 copy for each student

### Preparation

Complete the activity on your copy of Reproducible Page A.

### Instructions

1. Greet the students as they arrive. Explain that today they will begin a new unit about the prophets who were radical spokesmen for God. Tell them that their Preclass Activity will introduce them to the names of the prophets they will be learning about and important concepts about them.
2. Distribute the copies of Reproducible Page A and pencils. Encourage the students to work with a partner or small group. Make sure each pair has a Bible. Tell the students to fold the Answer Box along the dashed line at the bottom of their pages. They can check their answers with the words in the box when they finish.
3. Circulate among the students to offer help and encouragement.
4. Make sure they write their names on their pages.

### Teacher Tips

- Have the adult assistants available to help new or visiting students.

**Prophet Preview**

|   |   |   |   |   |   |   |   |   |   |
|---|---|---|---|---|---|---|---|---|---|
| I | S | A | I | A | H | Q | W | E | R |
| N | T | Y | U | I | A | O | R | A | Z |
| T | R | U | T | H | I | S | A | F | E |
| E | G | H | J | K | M | L | D | X | A |
| G | C | V | E | Z | E | K | I | E | L |
| R | B | N | M | Q | R | W | C | R | T |
| I | D | A | N | I | E | L | A | U | I |
| T | O | P | A | S | J | D | L | G | H |
| Y | E | B | O | J | K | L | Z | X | C |
| V | B | N | M | O | W | D | L | O | B |

**A.** There are four prophets hiding in this Word Search. Can you find them?

1. Daniel (6 LETTER NAME)
2. Isaiah (6 LETTER NAME)
3. Ezekiel (7 LETTER NAME)
4. Jeremiah (8 LETTER NAME)

**B.** Find the words that complete the statements below about prophets.

1. A PROPHET ONLY SPEAKS THE truth!  
(5 LETTER WORD)
2. A PROPHET IS FULL OF zeal FOR GOD!  
(4 LETTER WORD)
3. PROPHETS ALWAYS obey GOD'S WORD!  
(4 LETTER WORD)
4. PROPHETS ARE bold AND COURAGEOUS!  
(4 LETTER WORD)
5. PROPHETS ARE radical!  
(7 LETTER WORD)
6. A PROPHET IS KNOWN FOR HIS LOVE FOR THE TRUTH WHICH IS CALLED integrity!  
(9 LETTER WORD)

# Who Were These Men?

## To Tell the Truth

The students will be introduced to the purpose of the Old Testament prophets.

### Materials

*For the teacher:*

- magazine pictures of people doing radical things (sports, hobbies, or political statements that are appropriate for your students to see)

### Preparation

Practice leading this activity with enthusiasm about these great men of God.

### Introducing the Major and Minor Prophets

Have the students sit in a circle. Tell the students that for the next few weeks they will be learning about men of the Old Testament called "prophets."

*The Bible says in Hebrews 1:1: "In the past God spoke to our forefathers through the prophets at many times and in various ways." The Bible divides the prophets into two groups: the major prophets and the minor prophets. We call these men the major and minor prophets.*

Open your Bible and have the students open their Bibles to Isaiah and show the students that there are sixty-six chapters in the book of Isaiah. Ask the students to see how many chapters are in Jeremiah, Ezekiel and Daniel. Explain that these are referred to as the major prophets because the books are much longer than the twelve books of the minor prophets.

Turn your Bible and have the students turn their Bibles to the books of Hosea through Malachi. Point out that these books are much shorter.

NOTE: Make sure to emphasize that the length of the book did not make it more or less important. Each prophet is in the Bible because he had a very important message from God.

## Presenting the Prophets

Use the following questions to help the students think about the radical lifestyle of the prophets.

- *What do you think would happen if you could only tell the truth—you would never tell a lie or even be able to hold back what you really thought?* (Take responses.)
- *What would your family think? What would your friends think? Do you think you would lose some of your friends if you always told the truth all the time, even when it meant saying things that were not nice?* (Take responses.)  
Ask the students to imagine the following situation:
- *Susie and her friends were eating lunch. Mary asked all the girls how they liked her new hair cut. All the other girls giggled and said, "It looks nice." But Susie did not think so. She thought it looked very messy. She said, "You know Mary, I really liked your hair the way you had it before. It made you look much prettier." The other girls looked straight at Susie. They were surprised by what she said.*

*Sometimes telling the truth is not easy. Susie took a chance and told the truth. Do you think she did the right thing?*

*The prophets were the "preachers" during the time of the captivity when God's people were scattered among the foreign lands and people. God sent the prophets to tell the people that he still loved them and had not forgotten them. The prophets had a message of hope for God's people. They wanted to help them look forward to a time when they would be all together again in God's kingdom.*

## Radical Man!

Ask each student to name one thing that they think is radical. Show the pictures you prepared. Explain that radical means extreme and a person who is radical is someone who does something that many consider extreme.

*The prophets were radical because they were extreme about speaking the truth. They totally loved God. They could not lie! God filled their mouths and hearts with the truth.*



# Who Were These Men?

*They spoke only the truth—even when it made people mad. Most of the prophets were killed because the people could not stand to hear their message anymore. The prophets told the truth about people's sin. The prophets told the people that God loved each of them but God hated the sins they were doing and would bring punishment if they did not change. The prophets told the people that God was the true God and their idols were not really gods at all. The prophets had a radical message.*

## In Sync with the Spirit

*A prophet was someone who was like a mouthpiece for God. He was carried along, or guided, by God's spirit and spoke exactly what God wanted him to speak. Listen to what the Bible says about the prophets: "Above all, you must understand that no prophecy of Scripture came about by the prophet's own interpretation. For prophecy never had its origin in the will of man, but men spoke from God as they were carried along by the Holy Spirit." (2 Peter 1:20-21)*

*In other words, the prophets let God use them to be his messengers or his instruments to spread God's truth to the people.*

Try an experiment. Choose one student to stand and move his lips as you say: *A prophet speaks the words of God. He always tells the truth.* Let other students try the same thing. Point out that although it looks like the student is talking, it is your words they are hearing. Although this is not exactly how the prophets spoke for God, it is a good example of two people being in sync the way God and the prophets were in sync.

## Conclusion: A Prophet's Promise

Tell the students that the prophets could be considered God's "super heroes" of the Old Testament. Throughout this unit they will learn about Daniel's death-defying experience in the lion's den and in a death-trap furnace; Ezekiel's mysterious messages; Jeremiah the weeping prophet and others.

Conclude the Bible Story by reading the following poem. Tell the students that this might have been what the prophets thought about when they committed their lives to God. Invite the students to say it with you. Close out with a prayer for the students (and you!) to want to be radical for God.

A Prophet's Promise  
*I will always tell the truth, I cannot lie.  
 I will live by the truth until I die.  
 My message of truth will make some people change,  
 make some people angry and others ashamed.  
 God's prophets are radical and I can be too.  
 I must decide that to God I will ALWAYS be true.*

## Teacher Tips

- Arrange to have extra Bibles for students who don't have them.
- Girls might ask if only men were prophets. Explain that some women did prophecy, but they were not recorded in these books of prophecy.

C

R

A

F

T

# Who Were These Men?

## Handy Messengers

The students will make a craft to help them visualize the purpose of God's prophets.

### Materials

*For each student:*

- 1 small brown paper lunch bag
- glue stick
- crayons
- several cotton balls
- scraps of wallpaper or lightweight fabric, or other decorative material (optional)

*For the teacher:*

- scissors

*Reproducible Pages:*

- Page B, 1 copy for each student

### Preparation

1. For each student, cut out the puppet faces and the verses from the copies of Reproducible Page B.
2. Make a sample craft to show the students.

### Instructions

1. Introduce today's activity: *Today we are learning about God's prophets. They were radical men who spoke the truth for God, lived by the truth and helped people to change. The prophets were men who were totally committed to obeying God and speaking his word to the people—no matter what the people said. They were radical in their love for God's message. They were God's radical messengers!*
2. Show the students the craft you made. Explain that you have made a messenger to speak your words. Move the mouth of your puppet as you say the verse, Hebrews 1:1, that he is holding. Tell the students that the prophets were like these special messengers. They let God use their mouths to tell the people God's message.

3. Distribute the brown paper bags, puppet faces and verses you prepared, glue sticks, cotton balls and crayons. Have the students color in the puppet faces and glue the cotton around the prophet's mouth making a beard, as shown in Figure A.
4. Show the students how to glue their puppet faces onto the folded flap of their brown paper bags, as shown in Figure B.
5. Have them glue their verses beneath the flaps, as shown in Figure C.
6. Have the students finish decorating their puppets and write their names on the backs.

### Conclusion

Ask the students to each take turns moving their messenger puppet mouths and saying the verse he is holding. Encourage the students to show their messenger puppets to their families and friends and tell them about God's radical prophets. Close with a prayer for the students to let God use them as he used the prophets.

### Teacher Tips

- Make sure that the students understand that the prophets were powerful men of God and far more than just "puppets." This activity will, however, help the students visualize how the prophets could let God use them to be his messengers or mouthpieces.



# Who Were These Men?

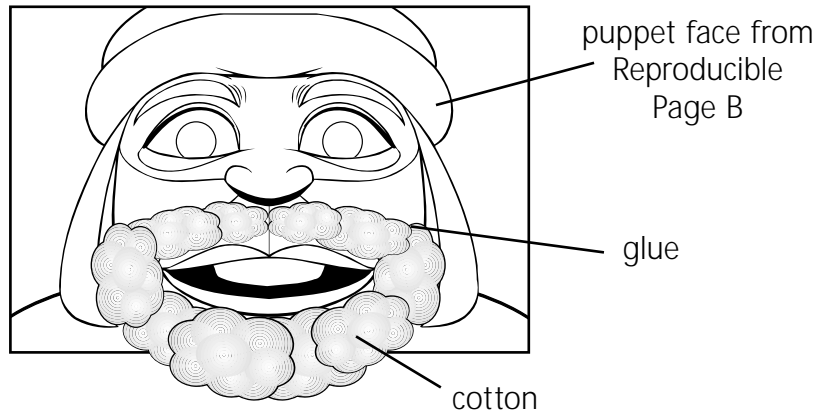


Figure A

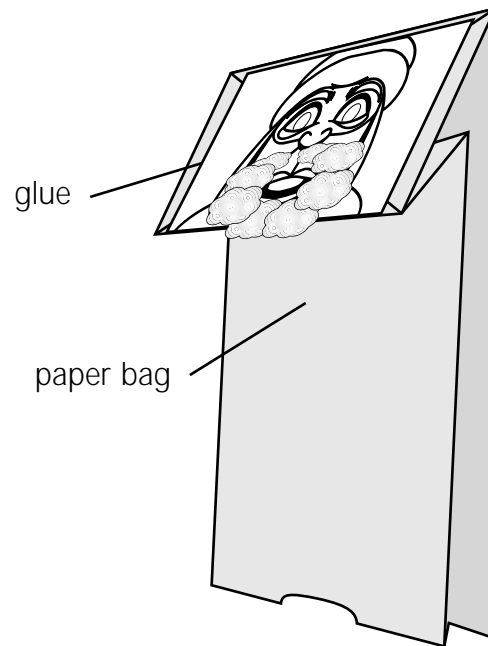


Figure B

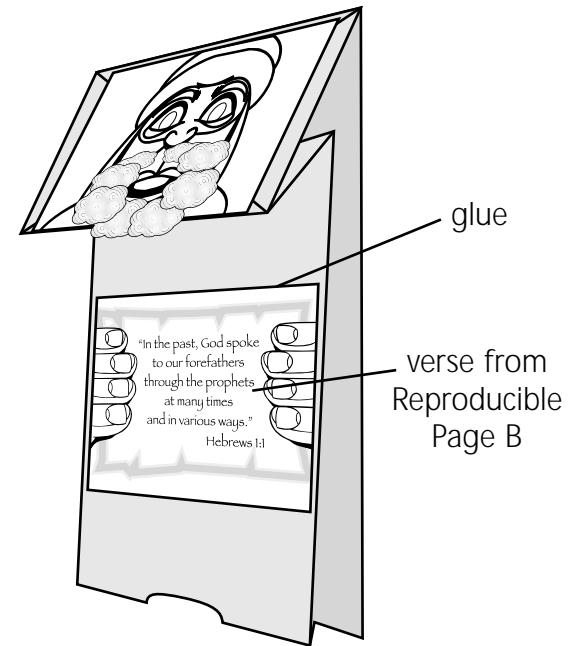


Figure C

"In the past, God spoke to our forefathers through the prophets at many times and in various ways."  
Hebrews 1:1

# Who Were These Men?

## The Radicals

The students will learn and memorize the names of the major prophets.

### Scripture Memory Work

The major prophets:

Isaiah; Jeremiah; Ezekiel; Daniel.

### Materials

*For the teacher:*

- four blindfolds
- 4 pieces of construction paper, 9" x 12"
- black marker

### Preparation

1. On each piece of construction paper, neatly write in large letters one of the following names: Isaiah; Jeremiah; Ezekiel; Daniel.
2. Practice leading this activity with enthusiasm.

### Instructions

1. Introduce today's activity: *Today we are learning about God's prophets. They were radical men who spoke the truth for God, lived by the truth and helped people to change. The prophets were men who were totally committed to obeying God and speaking his words to the people—no matter what the people said. They were radical in their love for God's word. They were God's radical messengers. In this activity, you are going to learn the names of the four prophets called the major prophets: Isaiah, Jeremiah, Ezekiel and Daniel.*
2. Show the students the names on the back of this Lesson Card. Have them repeat each name after you. Do this three times for each name.
3. Ask the students if they know anyone today with these names. Share about someone you know.
4. Tell the students that they are called the major prophets because in the Bible, these four books are the longest books of prophecy. Tell them that this is also the order in which they appear in the Bible.

5. Have the students take turns standing and saying the four names in order. Ask for volunteers to say them from memory.
6. Take the four pieces of paper that you prepared. Mix them up and place them face down on the floor or table. Have the students turn them over and place them in order. Ask for volunteers to say them to the group. Do this three times.
7. Choose four students and blindfold them. (Do not force a student to wear a blindfold if they do not want to.) Give each one a card to hold with the prophet's name facing out. Have the remaining students place the four blindfolded students in the correct order. Tell the blindfolded students to say which prophet they are holding by telling them their place in order. For example: *Thomas, you are the first one in line. Who are you?* (Isaiah) *Jessica, you are the second in line. Who are you?* (Jeremiah) Do this for all four, letting the students help each other if they get stuck.
8. Choose four more students and repeat Step 7. Do this for as long as time permits.

### Conclusion

Tell the students that over the next four weeks they will be learning about each of these great men of God. Explain that these men were extremely brave and radical for God. They were not afraid to speak God's word even to their worst enemies. Ask the students if they can think of someone they might be afraid to talk to about God. Encourage them that God can give them courage just as he gave courage to these four great prophets. Close with a prayer for the students to desire to be like Isaiah, Jeremiah, Ezekiel and Daniel.

### Teacher Tips

- Use scarves or bandannas for blindfolds.
- For sturdier signs, use poster board in place of the construction paper.

# Who Were These Men?

THE RADICALS THE RADICALS THE RADICALS THE RADICALS THE RADICALS THE RADICALS THE RADICALS THE RADICALS

THE RADICALS THE RADICALS THE RADICALS THE RADICALS THE RADICALS THE RADICALS THE RADICALS THE RADICALS

THE RADICALS THE RADICALS THE RADICALS THE RADICALS THE RADICALS THE RADICALS THE RADICALS THE RADICALS

ISAIAH  
JEREMIAH  
EZEKIEL  
DANIEL

LS THE RADICALS THE RADICALS THE RADICALS THE RADICALS THE RADICALS THE RADICALS THE RADICALS THE RADICALS



3rd and 4th Grades



**Lesson Objectives**

- The students will state the purpose of God's prophets.
- The students will identify three characteristics of a prophet.
- The students will explain one way that they can be like a prophet for God today.

**Lesson Text**

Hebrews 1:1  
2 Peter 1:20-21

**Scripture Memory Work**

The major prophets:  
Isaiah; Jeremiah; Ezekiel; Daniel.

**Lesson Plan**

Greeting and Registration

Preclass Activity: Radical Review

Welcome and Singing

Centers:

Life Application: Prophet Sharing

Game: Fun and Prophet

Bible Skills: God's Line Up

NOTE: Allow time for a snack.

**Radical Review**

The students will review key words and ideas from this week's lesson about the prophets.

**Materials**

*For each student:*

- pencil
- Reproducible Pages:*
- Page C, 1 copy for each student

**Preparation**

Complete the activity on your copy of Reproducible Page C.

**Instructions**

1. Greet the students as they arrive. Explain that today they will review their lesson about the prophets who were radical spokesmen for God to the people.
2. Distribute the copies of Reproducible Page C and pencils. Make sure that the students work with a partner or small group and that each pair has a New International Version of the Bible.
3. Circulate among the students to offer help and encouragement. Ask the students what they remember from their Bible Story lesson and check their answers.
4. Make sure they write their names on their pages.

**Answer Key**

A PROPHET

**Teacher Tips**

- Know your students. Some students with weak attention skills may have difficulty with this activity. Have adult assistants work with these students to offer encouragement and guidance.

D  
R  
R  
•  
E  
C  
•  
A  
S  
S  
S

## Prophet Sharing

The students will review this week's lesson as they consider ways that they can be prophets for God today.

### Materials

*For the teacher:*

- scissors
- small container
- watch or timer with a second hand

*Reproducible Pages:*

- Page D, 1 copy for the teacher

### Preparation

1. Cut out the six statements from your copy of Reproducible Page D. Fold them and place them in the small container.
2. Practice leading this activity with excitement.

### Reviewing the Bible Story

*In your lesson this week, you learned that God's prophets were radical messengers for God. In this unit, you will be learning about eight prophets who spoke God's word to the people. Who remembers the names of the four major prophets? (Take responses: Isaiah; Jeremiah; Ezekiel; Daniel)*

Ask the students if they can describe the life of a prophet.

Conclude by reading the following statements to them:

- *A prophet always speaks the truth.*
- *A prophet helps people change their lives for God.*
- *A prophet loves God's word.*
- *A prophet lives by the truth.*
- *A prophet is brave.*
- *A prophet is God's messenger.*

Tell the students that God is always looking for people who will be his messengers today. Although God does not use prophets to write the Bible today, he is always looking for men and women who will tell his message to people. Explain that in today's activity, the students will think about the life of a prophet and then think how they can be like a prophet as well.

### W.A.Y. What About You?

Show the students the small container you prepared. Tell them that inside there are six statements about prophets followed by the letters W.A.Y. which stands for "What About You?" Tell the students that they will have one minute to think of one way they can be like a prophet after the statement has been read.

Take the first statement out and read it to the students, followed by: *What about you?* Then model one example using the chart below. Show the students that the answers can be simple. Choose a student to take the next statement out of the container and read it to the group and keep time for one minute. Have the students respond. Continue until all the statements have been read and answered. Answers may include:

- *A prophet always speaks the truth.* I will not lie.
- *A prophet helps people change their lives for God.* I will help someone to know about God and Jesus.
- *A prophet lives by the truth.* I will not cheat.
- *A prophet is brave.* I won't be afraid to speak about God and Jesus to others.
- *A prophet is God's messenger.* I will let God use me to teach others about him.
- *A prophet loves God's word.* I will read and obey the Bible.

### Conclusion

Encourage the students for their responses. Ask them to think this week about people that need to hear about God's message and how they will be radical to tell them about God. Close with a prayer for the students to want to take God's message to others.

### Teacher Tips

- Some students may not be comfortable speaking in a group. Encourage all attempts and focus on progress.



## Fun and Prophet

The students will review the names of eight prophets and their places in history in this matching game.

### Materials

For the teacher:

- scissors
- glue stick
- 33 index cards, 3" x 5"

Reproducible Pages:

- Page E, 4 copies for the teacher

### Preparation

1. Cut out all the cards from your copies of Reproducible Page E and glue each one to an index card.
2. With the extra card, neatly write on separate lines: Your Name; President \_\_\_\_\_; Date \_\_\_\_.
3. Practice playing this game.

### Instructions

1. Introduce today's activity: *This week we are learning about the men in the Old Testament called prophets. They were radical men who spoke the truth, lived by the truth and helped people to change to live for God. The prophets were men who were totally committed to obeying God and speaking his word—no matter what other people said. They were radical in their love for God's word. They were God's radical messengers. In this activity, you will learn and review the names of eight prophets and learn the names of some of the kings they served under.*
2. Show the students the cards you prepared. Go through each card with the students reading the name of each prophet and the kings beneath them. (The dates at the bottom are the years during which they were prophets.) Explain that each prophet served during the reigns of at least one king written on the card, and in some cases more than one. (This would be similar to your preacher who is serving as a minister of God's church during the presidency of the current president as well as that of previous ones.) This is to help the students place the prophets in historical time. You should also explain that the dates represent years before Christ.



3. Divide the students into two teams. Place the cards in four rows of eight face down on the floor or table. Choose a team to begin. The game is played like concentration. The first team turns over two cards. If that team finds a pair, they must state the name of the prophet and the king he served under. For example: *Jeremiah served during the reign of King Josiah.* Then the next team takes their turn.
4. Continue game play until all sixteen matches have been found. The team with the most matches wins.
5. After the matches are found, have the students place the cards in chronological order, according to the dates on the cards. Remind them that the bigger the number, the older the date. For example, Jonah would be considered the first (or oldest) in this list since he dates the farthest from the birth of Christ. Malachi would be the nearest since he dates closest to the birth of Christ.
6. In the time that remains, ask the students which of the prophets on these cards lived about the same time as each other, and what do they think it would have been like to live so long ago.

### Conclusion

*The prophets were real men who lived and worked for God in history. They were radical and they changed the world they lived in by preaching God's word. God is always looking for men and women who will live radical lives for him. Hold up the card you prepared and tell the students to imagine if the card read:*

Your Name \_\_\_\_\_  
 President \_\_\_\_\_  
 Date: \_\_\_\_\_

*You could be a radical messenger for God just as the prophets were! Close with a prayer for God to help the students see how they can take his message out to the people.*



### Teacher Tips

- Reproduce Page E on heavy paper to eliminate gluing them onto the index cards.
- Laminate these game cards and use this game as an extra Preclass and Postclass activity throughout this unit.



**3rd and 4th Grades**

**G**  
.....  
**A**  
.....  
**M**  
.....  
**E**

|  |  |   |  |  |  |  |  |
|--|--|---|--|--|--|--|--|
|  |  |   |  |  |  |  |  |
|  |  |  |  |  |  |  |  |
|  |  |   |  |  |  |  |  |
|  |  |   |  |  |  |  |  |

## God's Line Up

The students will continue to learn the names of the prophets as they locate the books of prophecy from Isaiah to Malachi.

### Materials

*For the teacher:*

- 16 index cards, 5" x 7"
- black marker

### Preparation

1. On each index card, neatly write one of the following prophets: Isaiah; Jeremiah; Ezekiel; Daniel; Hosea; Joel; Amos; Obadiah; Jonah; Micah; Nahum; Habakkuk; Zephaniah; Haggai; Zechariah; Malachi.
2. Practice leading this activity with enthusiasm.

### Instructions

1. Introduce today's activity: *This week we are learning about the men in the Old Testament called prophets. They were radical men who spoke the truth, lived by the truth and helped people to change and live for God. The prophets were men who were totally committed to obeying God and speaking his word—no matter what other people said. They were radical in their love for God's word. They were God's radical messengers. In this activity, you will learn and review the names of all sixteen prophets and the order they appear in the Bible.*
2. Show the students the cards you prepared. Read each one to the students. Tell them that they are going to put them in their Biblical order in this fun exercise. Make sure they understand that they are basing this activity on the order that they appear in the Bible, which is not necessarily the order in which they lived.
3. Remove the Isaiah and Malachi cards. Place them at opposite ends of the floor or table area with enough space for the other cards to fit between them. Shuffle the remaining cards and distribute them among the students. Tell them to use their Bibles to put them down in the order from Isaiah to Malachi. Have the students work together.

NOTE: Explain to the students that Lamentations is not included in this activity since it is not the name of a prophet; it is the sequel—or part two—of the book of Jeremiah.

# Who Were These Men? The Prophets

## Lesson 1

4. When they have finished putting the cards in order, check to be sure they are correct. Leave the cards in order where all the students can see them. Tell the students that you are going to call out a series of questions (on the back of this Lesson Card) and they are to call out the answers as quickly as they can, using the cards if needed.
5. Repeat the questions to the students a second time. Once again, have the students call out the answers as quickly as they can.
6. Turn the cards face down, leaving them in order on the floor or table. Ask the questions a third time. This time, tell the students that they must give their answer as a group. Encourage them to help each other think of the answers, using the cards as markers to help them remember. Do not go on to the next question until the whole group agrees on the answer. If they are unable to reach a correct answer, let them turn the cards over to find their answer. Do this until all the questions have been answered correctly.

### Conclusion

Encourage the students for their efforts and remind them that knowing the names and order of the books of the Bible will help them to be great teachers of the Bible. Suggest that they try this activity at home with their parents or older siblings who are disciples to help them sharpen their Bible Skills. Close with a prayer for the students to see how the prophets can be great heroes to them in their lives.

### Teacher Tips

- This is designed to be an enthusiastic activity with students calling out answers. If space is limited, have the students call out in quiet voices.



3rd and 4th Grades

## God's Line Up

Activity Questions and Answers

- *What prophet comes after Isaiah? (Jeremiah)*
- *What prophet comes before Malachi? (Zechariah)*
- *What prophet comes after Daniel? (Hosea)*
- *What prophet comes before Amos? (Joel )*
- *What prophet starts with the letter A? (Amos)*
- *What prophet starts with the letter O? (Obadiah)*
- *What prophets start with the letter Z? (Zephaniah; Zechariah)*
- *What prophets start with the letter H? (Hosea; Habakkuk; Haggai)*
- *What prophet has two Gs in his name? (Haggai)*
- *What prophet has three Ks in his name? (Habakkuk)*

# Prophet Preview

|   |   |   |   |   |   |   |   |   |   |
|---|---|---|---|---|---|---|---|---|---|
| I | S | A | I | A | H | Q | W | E | R |
| N | T | Y | U | I | A | O | R | A | Z |
| T | R | U | T | H | I | S | A | F | E |
| E | G | H | J | K | M | L | D | X | A |
| G | C | V | E | Z | E | K | I | E | L |
| R | B | N | M | Q | R | W | C | R | T |
| I | D | A | N | I | E | L | A | U | I |
| T | O | P | A | S | J | D | L | G | H |
| Y | E | B | O | J | K | L | Z | X | C |
| V | B | N | M | Q | W | D | L | O | B |

A. There are four prophets hiding in this Word Search. Can you find them?

- \_\_\_\_\_ (6 LETTER NAME)
- \_\_\_\_\_ (6 LETTER NAME)
- \_\_\_\_\_ (7 LETTER NAME)
- \_\_\_\_\_ (8 LETTER NAME)

B. Find the words that complete the statements below about prophets.

- A PROPHET ONLY SPEAKS THE \_\_\_\_\_!  
(5 LETTER WORD)
- A PROPHET IS FULL OF \_\_\_\_\_ FOR GOD!  
(4 LETTER WORD)
- PROPHETS ALWAYS \_\_\_\_\_ GOD'S WORD!  
(4 LETTER WORD)
- PROPHETS ARE \_\_\_\_\_ AND COURAGEOUS!  
(4 LETTER WORD)
- PROPHETS ARE \_\_\_\_\_! (7 LETTER WORD)
- A PROPHET IS KNOWN FOR HIS LOVE FOR THE TRUTH WHICH IS CALLED \_\_\_\_\_! (9 LETTER WORD)

Answer Box

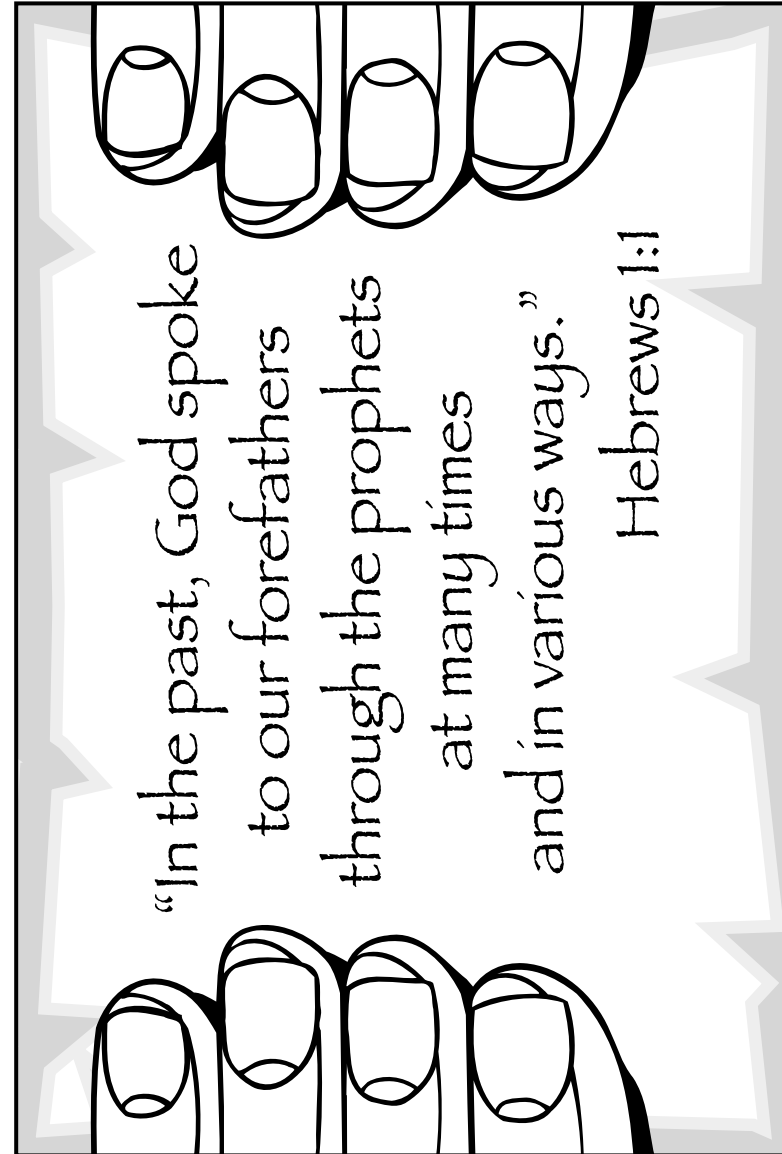
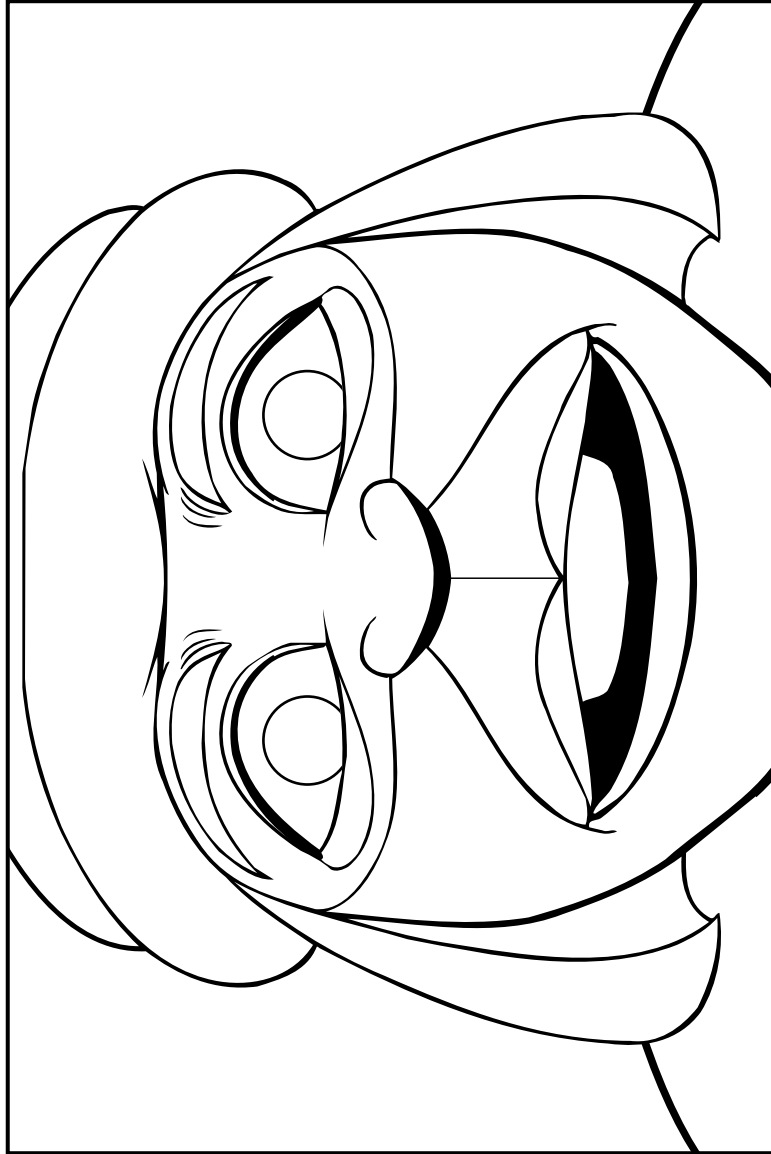
Daniel    radical    bold    Ezekiel    truth  
zeal    Jeremiah    Isaiah    obey    integrity



3rd and 4th Grades

Core/Craft

1 copy for each student



“In the past, God spoke  
to our forefathers  
through the prophets  
at many times  
and in various ways.”

Hebrews 1:1





**A PROPHET ALWAYS SPEAKS THE TRUTH. W.A.Y.?**

**A PROPHET LIVES BY THE TRUTH. W.A.Y.?**

**A PROPHET HELPS PEOPLE CHANGE THEIR LIVES FOR GOD. W.A.Y.?**

**A PROPHET IS BRAVE. W.A.Y.?**

**A PROPHET LOVES THE TRUTH. W.A.Y.?**

**A PROPHET IS GOD'S MESSENGER. W.A.Y.?**

Supplement/Game

4 copies for the teacher (Optional - heavy paper)

RADICAL

**DANIEL**  
Nebuchadnezzar  
605-536 BC

RADICAL

RADICAL

**EZEKIEL**  
Zedekiah  
592-572 BC

RADICAL

RADICAL

**JONAH**  
Jeroboam  
793-753 BC

RADICAL

RADICAL

**ISAIAH**  
Hezekiah  
740-700 BC

RADICAL

RADICAL

**JEREMIAH**  
Josiah  
627-586 BC

RADICAL

RADICAL

**HABAKKUK**  
Josiah  
610-598 BC

RADICAL

RADICAL

**HAGGAI**  
Darius  
520 BC

RADICAL

RADICAL

**MALACHI**  
Artaxerxes  
430 BC

RADICAL