

# Southern Kingdom

### Lesson Objectives

- The students will state that God provided spiritual leaders for the people of Judah.
- The students will list two consequences resulting from leaders who disobeyed God's word.
- The students will describe one way that they can be godly leaders today.

### Lesson Text

2 Kings 18-23

### Scripture Memory Verse

Don't let anyone look down on you because you are young, but set an example for the believers in speech, in life, in love, in faith and in purity.

*1 Timothy 4:12*

### Lesson Plan

Greeting and Registration

Preclass Activity: Scripture Scroll

Welcome and Singing


Centers:

Bible Story: Fathers and Sons

Craft: Hold Everything

Scripture Memory: Don't Look Down!

NOTE: Allow time for a snack.



# Southern Kingdom

## Scripture Scroll

The student will prepare for today's lesson by making scrolls to be used during the Bible Story.

### Materials

*For each student:*

- black pen
- 1 sheet of parchment paper, 8½" x 11"
- 1 piece of ribbon, 18"

*Reproducible Pages:*

- Page A, 1 copy for each student

NOTE: Reproduce Page A on the parchment paper.

### Preparation

Complete this activity on your piece of parchment as a sample to show the students.


### Instructions

1. Greet the children as they arrive. Tell them that in their Bible Story today, they will be learning about a young king who was a great leader for God's kingdom because he loved God's word.
2. Show the students your sample. Explain that you chose three verses and wrote them on the parchment. Tell them that the Scriptures were at one time written on parchment paper in scrolls much bigger than these.

3. Distribute the copies of Reproducible Page A and black pens. Using the list on their pages, the students should choose three verses and look them up in the Bible, and then write them on their pages. Direct them to use their best handwriting.
4. Circulate among the students to offer help. Make sure the students write their names in one corner on the backs of their papers.
5. Distribute the ribbon when the students are finished. Help them to roll up their papers horizontally, so that their names are showing, and tie them with ribbon.
6. Collect all the scrolls and give them to the Bible Story teacher.

### Teacher Tips

- If parchment is not available, use beige or tan paper.



# Southern Kingdom

## Fathers and Sons

The students will participate in a story about the southern kingdom of Judah and four of the kings that led there.

### Materials

*For the teacher:*

- 1 box, large enough to hold the students' scrolls from Preclass
- the scrolls from Preclass
- 4 pieces of poster board or cardboard, 9" x 12"
- black marker

### Preparation

1. Using the chart on the back of this Lesson Card, neatly write the four summaries on the four pieces of poster board.
  2. Put the students' scrolls from Preclass into the box.
  3. Be ready to present this Bible Story with energy and excitement!
- NOTE: Make arrangements to give the four poster boards to the Supplement Preclass teacher to be used during that activity.

### Introducing the Bible Story

Open your Bible to 2 Kings 18-23. Tell the students that today's Bible Story comes from the Old Testament book of 2 Kings. *The kingdom of Israel had been divided into the north and south because the people rebelled against Rehoboam. Even though the kingdom was divided, God still loved and cared for his people and wanted to give them leaders who would help them to know and obey him.*

Ask the students if they know their grandfather's name. Ask them if they know their great grandfather's name. Tell them that today's story is about four kings: Hezekiah, Manasseh, Amon, and Josiah. Hezekiah was the father of Manasseh who was the father of Amon who was the father of Josiah. Two of these kings pleased God and two of them made God angry.

### Presenting the Bible Story

Ask one student to hold up the card about Hezekiah and read it together. *Toward the end of his life, Hezekiah became very sick and was going to die. He prayed to God. He cried and begged him to heal him. God heard his prayer and let him live for fifteen more years! When he died, his son Manasseh became king.*

Ask another student to hold up the card about Manasseh and read it together. Ask the students if they think that Manasseh pleased God like his father had. (No) *Because of Manasseh's sin, many innocent people died—including his own son! Manasseh was so evil that God decided to punish him and the land so that people would know that God was not happy. When he died, his son Amon became king.*

Ask another student to hold up the card about Amon and read it together. Ask the students if they think that Amon pleased God. (No) *Not only did Amon follow in his father's evil ways, but the people who worked for Amon killed him! The people of the land made his son, Josiah, king in his place. But, Josiah was only eight years old! Ask the students to say how old they are. Most will be between seven and nine years old.*

Ask another student to hold up the card about Josiah and read it together. *Josiah was the great-grandson of Hezekiah. Josiah's father and grandfather had been so evil and worshiped so many false gods, that the book of the law—the Bible—was lost! One day, some of Josiah's officials were in the temple on business. Quite unexpectedly, Shaphat, Josiah's secretary, found the book of the law which had been lost. They rushed it to Josiah who listened to the words of the book. When Josiah heard the words, he knew that God was very angry at the people for what they and his father and grandfather before him had done. He had the book read to all the people and he made them commit themselves to follow God's laws. In 2 Kings 23:25, the Bible says:*

*Neither before nor after Josiah was there a king like him who turned to the LORD as he did—with all his heart and with all his soul and with all his strength, in accordance with all the Law of Moses.*

*Josiah is a great example of a young man who changed an entire nation because of his amazing love and commitment to God and the Bible. He was only eight years old and the people at that time did not care about God or even know the Bible. You are in a church full of people who already love God and the Bible. Think of what you can do for God in your lifetime!*



**3rd and 4th Grades**

# Southern Kingdom

Tell the students that most of them know more about God's word at their age than Josiah knew when he became king. Remind them that God provided godly leaders for his people even when the people were not godly—because he loves his people even when they don't love him back.

## Sharing with Others

Choose one student's scroll from the box and ask him to name one thing about Josiah that he respects and appreciates. Present the scroll to him. Do this for each student. Ask the students to think of someone their age that they can tell the story of Josiah to. Close with a prayer for the students to have a heart that loves God and the Bible like Josiah did.

## Teacher Tips

- If you are in centers, assign your assistant to divide the students' scrolls from Preclass according to each center so that you can obtain them easily.

### Hezekiah

(Became king at  
25 years old)

- He did what was right in God's sight;
- Trusted in the Lord;
- Obeyed the commands;
- He was very successful.

2 Kings 18:1-8

### Manasseh

(Became king at  
12 years old)

- He did evil in God's sight;
- Rebuilt idols his father destroyed and worshiped them;
- Sacrificed his own son in the fire;
- He made the Lord angry.

2 Kings 21:1-6

### Amon

(Became king at  
22 years old)

- He did evil in God's sight;
- Worshiped the idols his father worshiped;
- Rejected the Lord;
- Was assassinated in his own home.

2 Kings 21:19-23

### Josiah

(Became king at 8 years old)

- He did what was right in God's sight;
- Walked in the ways of his ancestor David;
- Found the Book of the Law.  
2 Kings 22:1-10

C

R

A

F

T

# Southern Kingdom

## Hold Everything

The students will make containers to hold their Scripture Scrolls as they think about the importance of keeping God's commands.

### Materials

*For each student:*

- Scripture Scrolls from Preclass
- 1 cardboard tube, about 11" long
- 1 piece of construction paper, 5½" x 11"
- 1 piece of cloth, 4" x 4"
- 1 rubber band
- markers
- 1 piece of yarn, 18"
- invisible tape
- glue stick
- stickers (optional)

*For the teacher:*

- hole punch
- a Scripture Scroll from Preclass

### Preparation

1. Punch two holes in one end of each of the students' cardboard tubes, as shown in Figure A.
2. Make a sample craft to show the students. Place a Scripture Scroll from Preclass inside.

### Instructions

1. Introduce today's activity: *In today's lesson, you are learning about four kings of Judah, the southern kingdom. Josiah was the youngest of the four. He was only eight years old when he became king. Because the kings before him had been very evil, the Bible had been lost. During the time when Josiah was king, the Bible—called the book of the Law—was found! Josiah helped to make sure that the people committed their lives to obeying God's laws. Earlier, in Preclass, you made Scripture Scrolls to remind you of the book of the Law that was found in Josiah's day. Now you will make a special holder for your scrolls so that you will be sure to not lose them the way the people did before Josiah.*

2. Show the students your sample craft. Show them how the scroll fits inside. Tell them that they can wear them around their neck, over their shoulder or as a belt.
3. Distribute the cardboard tubes, construction paper, markers and glue sticks. Tell the students to decorate their papers with the markers and stickers and then glue them to their tubes. Make sure they do not cover the holes. See Figure B.
4. Have the students fold any excess paper into the tube at the bottom, as shown in Figure C.
5. Circulate among the students to help them tape any loose edges.
6. Distribute the cloth, rubber bands and their Scripture Scrolls. Circulate among the students to help them cover the bottom of their tubes with the cloth and secure them with the rubber band, as shown in Figure D.
7. Circulate among the students to help them attach the yarn to their tubes, and then put their Scripture Scrolls inside them. See Figure E.

### Conclusion

Ask the students what they think life would be like if everyone lost their Bibles. Help the students to see how important it is that they protect their Bibles and keep them safe. Close with a prayer for the students to have hearts that love God's Word.

### Teacher Tips

- Paper towel tubes are the right size for this activity as well as two toilet paper tubes taped together.
- Plastic wrap may be substituted for the cloth.



# Southern Kingdom

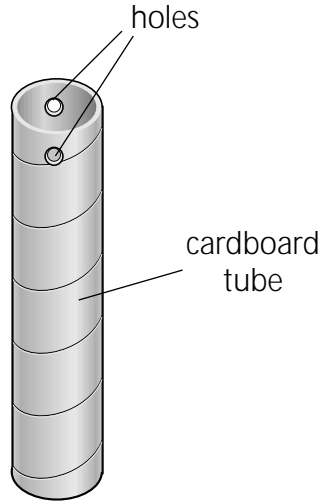


Figure A

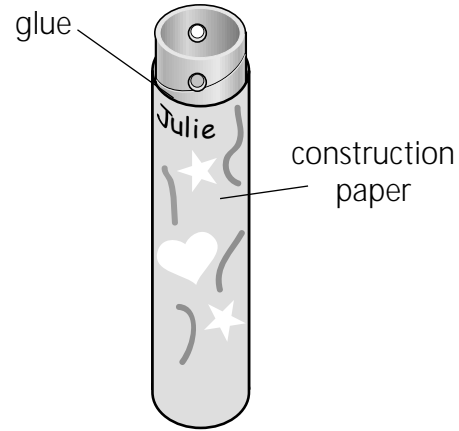


Figure B




Figure C

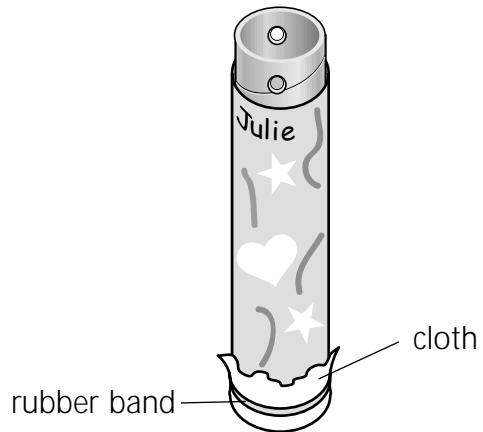


Figure D

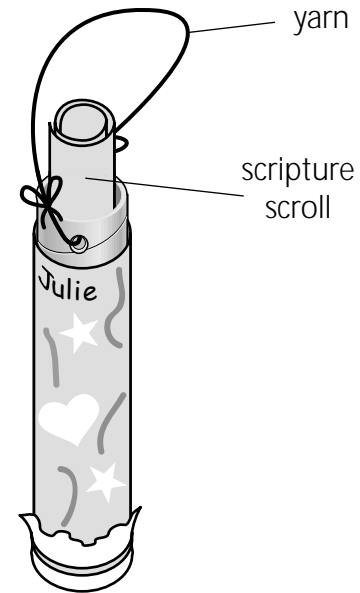


Figure E

# Southern Kingdom

## Don't Look Down!

The students will learn and memorize this week's Scripture Memory Verse as they think about God's expectations for young believers.

### Scripture Memory Verse

Don't let anyone look down on you because you are young, but set an example for the believers in speech, in life, in love, in faith and in purity.

1 Timothy 4:12

### Materials

For each student:

- pencil
- Reproducible Pages:
- Page B, 1 copy for each student

### Preparation

1. Complete the activity on your copy of Reproducible Page B.
2. Practice leading this activity at home.

### Instructions

1. Introduce today's activity: *In today's lesson, you are learning about four kings of Judah, the southern kingdom. Of these four kings, two pleased God and did what was right, and two were evil and made God angry. The two kings who pleased God were Hezekiah and Josiah. Hezekiah was a young man when he became king. He was only twenty-five years old. But Josiah was even younger! He was just a boy. He was eight years old when he became king. Josiah was totally devoted to God and God's word. He had to destroy many idols and statues and altars that his father and grandfather had built to false gods. Josiah was not afraid to make a lot of changes so that God would be worshiped. Josiah did not let people look down on him because he was young—and neither should you!*
2. Hold up the Scripture Memory Verse on the back of this Lesson Card and say it to the students three times while they follow along. Ask them to say it with you three more times. Ask for volunteers to say it together with you.
3. Have the students sit in a line in the order of youngest to oldest. Starting with the oldest student, have him stand up and say the

verse together with you and then sit down. Have the next student stand and do the same. Continue until all the students have done this.

4. Ask the students to listen carefully and fill in the missing words as you say the verse:
  - *Don't let anyone \_\_\_\_\_ on you because you are young, but set an example for the believers in speech, in life, in love, in faith and in purity.* (look down)
  - *Don't let anyone look down on you because you are \_\_\_\_\_, but set an example for the believers in speech, in life, in love, in faith and in purity.* (young)
  - *Don't let anyone look down on you because you are young, but \_\_\_\_\_ for the believers in speech, in life, in love, in faith and in purity.* (set an example)
  - *Don't let anyone look down on you because you are young, but set an example for the \_\_\_\_\_ in speech, in life, in love, in faith and in purity.* (believers)
5. Ask for volunteers to say the verse from memory. Invite pairs of students to stand and say the verse from memory.
6. Distribute the copies of Reproducible Page B and pencils. Have the students work with a partner. Encourage them to try and complete the verse from memory. They may use their Bible if they forget.

### Conclusion

Ask the students how it makes them feel to know that God believes that young people can be an example to the church. Explain the five areas that they should be an example in and give a brief example for each, i.e.: speech—what we say and how we say it; life—how we act; love—how we treat others; faith—how we think about God, the choices we make; purity—what we think about, what we talk about. Close with a prayer for the students to be excited about setting a great example for each other and the church.

### Teacher Tips

- You may prefer to have more time for the Conclusion discussion, and send the copies of Reproducible Page B home with the students or have them do it at the end of class.



3rd and 4th Grades

# Southern Kingdom

Don't let anyone look down on you because you are young, but set an example for the believers in speech, in life, in love, in faith and in purity.

1 Timothy 4:12



### Lesson Objectives

- The students will state that God provided spiritual leaders for the people of Judah.
- The students will list two consequences resulting from leaders who disobeyed God's word.
- The students will describe one way that they can be godly leaders today.

### Lesson Text

2 Kings 18-23

### Scripture Memory Verse

Don't let anyone look down on you because you are young, but set an example for the believers in speech, in life, in love, in faith and in purity.

*1 Timothy 4:12*

### Lesson Plan

Greeting and Registration

Preclass Activity: Lost and Found

Welcome and Singing

Centers:

Life Application: Setting the Pace

Game: Royal Rewards

Bible Skills: No One Like Him

NOTE: Allow time for a snack.

D  
R  
E  
•  
C  
S  
S  
A  
T  
C

### Lost and Found

The students will review important ideas from this week's lesson as they complete a word search activity.

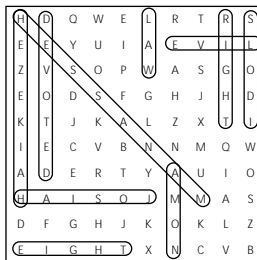
#### Materials

*For each student:*

- pencil

*For the teacher:*

- 4 posters from the Core Bible Story Center *Reproducible Pages:*
- Page C, 1 copy for each student



#### Preparation

1. Obtain the four posters from this week's Core Bible Story teacher and display these around the Preclass area.
2. Complete the activity on your copy of Reproducible Page C.

#### Instructions

1. Greet the students as they arrive. Tell them that they are going to do a word search. Explain that all the words in this activity come from this week's Bible Story. There is also a quiz for students who want an extra challenge.

2. Show the students the four posters. These will help them with the quiz.
3. Distribute the copies of Reproducible Page C and pencils.
4. Circulate among the students to offer help.

#### Teacher Tips

- At the end of the Preclass, give the four posters to the Life Application teacher.

## Setting the Pace

The students will review this week's Bible Story as they think of ways that they can be godly leaders today.

### Materials

*For each student:*

- pencil

*For the teacher:*

- 4 posters from the Preclass Activity
- 4 index cards, 5" x 7"
- radio or cassette recorder

### Preparation

1. Read 2 Kings 18-23 or the Core Bible Story Lesson Card for a summary of this week's lesson.
2. On the four index cards, write one of the following words: speech, life, love, faith.
3. Practice leading this activity with energy and excitement.

### Reviewing the Bible Story

Open your Bible to 2 Kings 18-23. Using the posters from the Preclass Activity, review each of the four kings and the summaries of their lives. Conclude by reviewing the Scripture Memory Verse. Ask the students to think of ways that Josiah set an example for the people by his speech, life, love, faith and purity.

### Life Application

Show the students the cards you prepared. Tell them that they are going to think about ways that they can be great examples with their speech, life, love and faith today.

### Round One: Friends

Have the students sit in a circle. Tell them that you are going to play music as they pass one card around in a circle. When the music stops the student holding the card will tell one way that they can be an example in the area written on the card to their friends. For example the student might say: I can set an example in speech to my friends by not using bad words. Do this for all four cards. If one student gets a card more than once, he should pass it to the student on his left (or right) depending on who has not had a chance.

### Round Two: Family

Repeat the activity as in Round One, this time passing the cards in the opposite direction and stating how to be an example in the stated area to their family. For example: I can set an example in speech to my family by not calling my brother mean names, even when he does.

### Conclusion

Tell the students that by being an example in each of these areas, they are being godly leaders. They are showing people—or leading them to—the way to please God. Encourage them for answering and close with a prayer for the students to be great and godly leaders.

### Teacher Tips

- Bring in cool contemporary Christian music to play for this activity.
- Make the cards more attractive by creating a simple design on the computer; or substitute the index cards for playing cards, i.e.: the ace of hearts—love; spades—speech; diamonds—faith; clubs—life.



## Royal Rewards

The students will review important ideas from this week's lesson as they consider the consequences of the leaders of Judah.

### Materials

*For the teacher:*

- 4 pieces of red construction paper
- 4 pieces of blue construction paper
- thick, black marker
- watch with second hand or timer

### Preparation

1. On each of the red pieces of construction paper, write one of the following names: Hezekiah; Manasseh; Amon; Josiah.
2. On each of the blue pieces of construction paper, write one of the following phrases: Fifteen years were added to his life; He caused punishment on the land; He was killed in his own home; He was a great and godly leader.
3. Practice playing this game.

### Instructions

1. Introduce this activity: *This week, you are learning about four kings of Judah. Two of these kings were evil and made God angry. Two of these kings did what was right in God's eyes. The Bible teaches us that God gives us leaders who love God even when people do not love him. God is always trying to help his children to know him and follow the truth. In our game today, we are going to try and match the kings with the consequences of their lives.*
2. Show the students the four red pieces of construction paper that you prepared. Ask the students to help you put them in the correct order, from right to left on the playing surface: Hezekiah, Manasseh, Amon and Josiah.
3. Take one of the blue pieces of paper and read it to the students. Tell them that this describes the outcome of one of the four kings' lives. Using the diagram on the back of this Lesson Card, help them to find the correct king and place it underneath the red paper. Do this for all four "consequences."




4. Divide the students into two teams. Shuffle the red papers and the blue papers together. Give them to one team and time them to see how quickly they can place the red and blue papers in order. Note their time.
5. Collect the papers and shuffle them again. Give them to the other team and time them to see how quickly they can put them in order.
6. Collect the papers and remove one red and one blue. Shuffle them again and give them to the first team. Time them to see how quickly they can put them in the correct order and identify the missing information.
7. Collect the papers and remove one more red and blue piece, returning the ones you removed in Step 6. Give them to the second team and time them in the same way as in Step 6.
8. The team with the shorter time wins.

### Conclusion

Ask the students which of the four kings they would most want to be like. Ask them which of the four they would least want to be like. Close with a prayer for the students to think about the consequences that result from their lives.

### Teacher Tips

- For a more durable paper, cover the red and blue construction paper with clear contact paper or laminate.



Hezekiah	Manasseh	Amon	Josiah
----------	----------	------	--------

Fifteen years were added to his life.	He caused punishment on the land.	He was killed in his own home.	He was a great and godly leader.
---------------------------------------	-----------------------------------	--------------------------------	----------------------------------

## No One Like Him

The students will review this week's lesson as they complete a character study about Josiah.

### Materials

For each student:

- pencil

Reproducible Pages:

- Page D, 1 copy for each student

### Preparation

Complete the activity on your copy of Reproducible Page D.

### Instructions

1. Introduce today's activity: *This week, you have been learning about four kings of Judah. The youngest of these four kings was Josiah. He was eight years old when he became king of Judah. Of all the four kings since his great-grandfather Hezekiah, the Bible says that there had never been another king who turned to God like Josiah. In our activity today, we are going to do a character study in the Bible to learn more about Josiah.*
2. Tell the students that there are lots of different ways to study the Bible, including: reading a book of the Bible; studying different verses about one subject; comparing different verses that talk about the same thing; and doing a character study. Today they are going to do a character study.
3. Tell the students to open their Bibles to 2 Kings 22. Explain that because Josiah's father, Amon, was assassinated by his own officials, the people made Josiah king of Judah. Ask the students if they think it was easy for Josiah to become the leader of an entire country right after his father had been killed. (No)
4. Distribute the copies of Reproducible Page D and pencils. After each verse, have the students draw a line to the sentence that best describes that verse about Josiah.

5. Ask for a volunteer to read 2 Kings 22:2. Ask the students how they think that Josiah could have done what was right when his father, Amon, and grandfather, Manasseh, had been so evil. (Answers will vary.) Encourage the students to consider that Josiah did what he believed was right; he had heard about his great-grandfather Hezekiah and wanted to be like him; he had seen the terrible consequences of his father's and grandfather's lives and decided not to follow in their steps.
6. Ask for a volunteer to read 2 Kings 22:13. Tell the students that when Josiah learned that the book of the Law had been found, he asked for prayers to know what to do to please God. Josiah knew that God was angry that the people had disobeyed for so long. He wanted to please God.
7. Read 2 Kings 23:4-7. Tell the students that not only did Josiah want to do the right things, he was determined to stop doing the wrong things. He tore down false idols, destroyed and burned anything that was used to worship the false gods of his father and grandfather. Josiah knew that God hated these things and Josiah hated them, too. Josiah was not afraid to make radical changes.
8. Read 2 Kings 23:25. Tell the students that the Bible says there was no one like Josiah who did so much to turn to the Lord.

### Conclusion

Ask the students to say which of the character traits about Josiah they admire the most. Ask them what they think would happen if they decided to be like Josiah. Close with a prayer for the students to see ways that they can be like Josiah.

### Teacher Tips

- Be careful to choose volunteers who are confident and able to read.

## No One Like Him

**2 Kings 22:2**

Josiah knew that God was angry that the people had disobeyed for so long. He wanted to please God.

**2 Kings 22:13**

Josiah knew that God hated these things and he hated them too. Josiah was not afraid to make radical changes.

**2 Kings 23:4-7**

There was no one like Josiah who did so much to turn to the Lord.

**2 Kings 23:25**

Josiah had seen the terrible consequences of his father's and grandfather's lives and decided not to follow in their steps.

Core/Preclass

1 copy for each student (on parchment paper or tan paper)

Scripture Scroll

Instructions

- 1. Choose three of the following references.
- 2. Look them up in the Bible.
- 3. Write them neatly in the spaces provided.

Old Testament

- Exodus 20:12
- Deuteronomy 6:5
- Joshua 24:15
- 1 Chronicles 28:9
- Psalm 119:9
- Proverbs 1:7
- Micah 6:8

New Testament

- Matthew 22:37-38
- Ephesians 6:1
- Philippians 4:8
- 1 Thessalonians 5:16-18
- 2 Timothy 3:16-17

1.

---



---



---



---



---

2.

---



---



---



---



---

3.

---



---



---



---



---



# Don't Look Down!

Instructions:  
Using the words from the box below, finish the Scripture Memory Verse.

Don't let anyone \_\_\_\_\_ on you  
because you are \_\_\_\_\_, but set an \_\_\_\_\_  
for the believers in \_\_\_\_\_, in \_\_\_\_\_, in  
\_\_\_\_\_, in \_\_\_\_\_ and in \_\_\_\_\_.

*1 Timothy 4:12*

look	young	purity	example
faith	speech	life	love
			down



**3rd and 4th Grades**



# Lost and Found

Can you find the lost words from this week's Bible Story?

H	D	Q	W	E	L	R	T	R	S
E	E	Y	U	I	A	E	V	I	L
Z	V	S	O	P	W	A	S	G	O
E	O	D	S	F	G	H	J	H	D
K	T	J	K	A	L	Z	X	T	I
I	E	C	V	B	N	N	M	Q	W
A	D	E	R	T	Y	A	U	I	O
H	A	I	S	O	J	M	M	A	S
D	F	G	H	J	K	O	K	L	Z
E	I	G	H	T	X	N	C	V	B

**Find these words:**

- |          |         |
|----------|---------|
| Hezekiah | idols   |
| right    | Josiah  |
| Manasseh | eight   |
| Amon     | devoted |
| evil     | Law     |

## Sharpshooter Quiz on 2 Kings 18-23

- Put the kings in the order that they reigned: Amon, Josiah, Manasseh, Hezekiah.  
\_\_\_\_\_
- How old was Josiah when he became king?  
\_\_\_\_\_
- Which two kings did what was right in God's sight?  
\_\_\_\_\_
- Which two kings did evil in God's sight?  
\_\_\_\_\_
- Who was king when the book of the law was found?  
\_\_\_\_\_

Answers: 1.) Hezekiah, Manasseh, Amon, Josiah 2.) eight  
3.) Hezekiah, Josiah 4.) Manasseh, Amon 5.) Josiah

## No One like Him

**2 Kings 22:2**

Josiah knew that God was angry that the people had disobeyed for so long. He wanted to please God.

**2 Kings 22:13**

Josiah knew that God hated these things and he hated them too. Josiah was not afraid to make radical changes.

**2 Kings 23:4-7**

There was no one like Josiah who did so much to turn to the Lord.

**2 Kings 23:25**

Josiah had seen the terrible consequences of his father's and grandfather's lives and decided not to follow in their steps.