

Northern Kingdom 2

Lesson Objectives

- The students will describe Elisha's relationship to Elijah.
- The students will describe one way that Elisha pleased God.
- The students will identify one godly person they will imitate this week.

Lesson Text

2 Kings 2-5

Scripture Memory Verse

Obey your leaders and submit to their authority. They keep watch over you as men who must give an account. Obey them so that their work will be a joy.

Hebrews 13:17

Lesson Plan

Greeting and Registration

Preclass Activity: Amazing Grains

Welcome and Singing

Centers:

Bible Story: Glory Stories

Craft: Chariots of Fire

Scripture Memory: Carried Away

NOTE: Allow time for a snack.



CHARIOT OF FIRE

P
R
E
•
C
L
A
S
S

Northern Kingdom 2

Amazing Grains

The students will preview today's lesson as they complete this activity.

Materials

For each student:

- pencil
- white glue
- 1 slice of sandwich bread for every 2 students

For the teacher:

- extra bread

Reproducible Pages:

- Page A, 1 copy for each student

Preparation

Complete the activity on your copy of Reproducible Page A.

Instructions

1. Greet the students as they arrive. Tell them that in today's lesson, they are going to learn about Elisha, the devoted disciple of Elijah. Explain that Elisha was a righteous man who did miracles for God just like Elijah did. Tell them that in today's Preclass Activity they are going to think about how God used Elisha to feed one hundred people from a small amount of bread.
2. Put the students in pairs and distribute the copies of Reproducible Page A, pencils and white glue. Give each pair one piece of bread. Have them read the questions on their pages and write their answers. Have them glue small pieces of bread in the spaces provided on their pages.

3. Circulate among the students to offer assistance. Help the students to see that it takes God's power to feed a lot of people with a little bread. Tell them that Jesus fed more than 5000 people from less bread than Elisha had in this story. Encourage them that God can use them to do great things today if they have faith in him.
4. Make sure the students write their names on their pages.

Teacher Tips

- Help make sure the students use the glue sparingly. A small amount will go a long way.
- Offer the students some extra bread as a snack as they do this activity. Encourage them to not eat the bread that they are using for their activity.

Northern Kingdom 2

Glory Stories

The students will learn about the remarkable relationship between Elijah and Elisha.

Materials

For the teacher:

- warm-up suit
- whistle
- gym bag
- towel
- sneakers
- water bottle
- baseball
- bottle of baby oil or salad oil
- men's swimming trunks
- large writing surface

Preparation

1. Place the sneakers, towel, suntan lotion, baseball, water bottle, and swimsuit into the gym bag.
2. Practice telling this story using the props with enthusiasm and high energy.

Introducing the Bible Story

Wearing the warm-up suit and whistle, open your Bible to 2 Kings 2-5. Tell the students that today's Bible Story comes from the Old Testament book of 2 Kings. Explain that you dressed like an athletic coach to help the students understand the very special relationship between Elijah and his close friend Elisha. Elijah was like a spiritual coach or trainer to Elisha. Ask the students if any of them have coaches and why their coaches are important. Remind the students that Elijah was a prophet of God who took a stand for God. Tell the students that Elisha wanted to be just like Elijah. In today's story, they are going to learn about some very important ways that Elisha learned to be like Elijah. To help them remember which prophet came first, write both names on the large writing surface. Point out to the students that Elijah (with the "j") came before Elisha (with the "s") just like "J" comes before "S" in the alphabet. That way they can always remember that Elijah taught Elisha.

Presenting the Bible Story

Tell the students that you have some things in your bag that will help the students remember the stories of Elijah and Elisha. Remind the students that during their Preclass Activity, they learned that Elisha fed one hundred men with only twenty small loaves of bread. Now, they are going to learn about some other amazing things that Elisha did.

Take out the towel and hold it up. Pass it around for the students to see. *Every good coach needs a towel. Elijah did not carry a towel like this, but he did have a cloak, which is like a coat. It reminds me of my first story.*

This happened at the end of Elijah's life. God was preparing to take him to heaven. Elisha heard that God was going to take Elijah away so he begged Elijah to let him stay with him until the very end. Listen to what the Bible says in 2 Kings 2:9-11:

When they had crossed, Elijah said to Elisha, "Tell me, what can I do for you before I am taken from you?"

"Let me inherit a double portion of your spirit," Elisha replied.

"You have asked a difficult thing," Elijah said, "yet if you see me when I am taken from you, it will be yours—otherwise not."

As they were walking along and talking together, suddenly a chariot of fire and horses of fire appeared and separated the two of them, and Elijah went up to heaven in a whirlwind.

Elisha wanted to be able to do not only what his master Elijah could do, but twice as much! Can you imagine asking a famous athlete if you could play twice as good as he or she can? And God gave him his wish. The first thing Elisha did was to take Elijah's cloak and touch the Jordan river. Once he had touched it, the river divided in two and he crossed over. Ask the students if they remember someone else who parted the Jordan River. (Joshua)

Take out the sneakers and hold them up. Pass them around as you tell the next story. *Elijah had been the prophet in Israel. Once he was gone, Elisha would take his place. He had to "fill Elijah's shoes." Elisha loved his*



3rd and 4th Grades

Northern Kingdom 2

master so much that he wanted to do everything that Elijah did—and more! Elisha had the true heart of a disciple. Ask the students if they can think of someone in the church that they would like to imitate and learn to be like. (Take responses.)

Take out the water bottle and hold it up. Pass it around. *Without water people die, and this reminds me of my next story. Elisha had been walking near a town and the water was very bad. The people were in danger of dying. They begged Elisha to help. He told them to get him a new bowl and put salt in it. They did what Elisha told them to do. Elisha went to the water and threw the salt into it. He said that the Lord had healed the water and it would never again be bad for the land or the people.*

Take out the baseball and hold it up. Pass it around as you tell this story. *This reminds me of another story. Elisha was a bald man. You might say his head looked like this baseball. One day, Elisha was walking up to a town called Bethel and some teenagers came up and started calling him names. They called him “baldhead” and were disrespectful. In the law of Moses, if young people showed disrespect to older people they could be put to death. Elisha knew that that this did not please God. He called down a curse and two bears came out of the woods and beat up forty-two of the teenagers.*

Take out the bottle of oil from the bag. Pass it around. *This oil reminds me of another story about Elisha. There was a widow who was in trouble. Her husband was dead and she owed people money. The people said they would take her sons if she could not pay. She begged Elisha to help her. He told her to collect as many empty jars as she could find. Then, he told her to take the small amount of oil she had in her jar and fill all of the empty jars. Although she started with a little oil, God helped her have enough oil to fill all those jars. Elisha told her to go and sell the oil to pay her debt and use the money left over to live.*

Take out the men’s swimming trunks. *This reminds me of my last story about Elisha. There was a general called Naaman who had a terrible skin disease called leprosy. Naaman’s servant told her master about Elisha, the man of God would could help him. When Naaman heard about Elisha, he told his master, the king. The king sent him to see Elisha. Elisha sent a servant to meet Naaman who told him to wash himself seven times in the Jordan river and he would be healed. At first Naaman was angry because Elisha did not come to see him. But, after he thought about it, he decided to obey the servant’s instructions. He dipped himself in the Jordan river seven times, and his body was totally healed! Then Naaman went back to Elisha and told him that he now knew the God of Israel was the true God.*

Sharing with Others

Remind the students that God blessed Elisha with the ability to do great things for God because he was a great disciple. Ask the students to think of one person that they can tell about Elisha. Close with a prayer thanking God for the awesome friendship and partnership of Elijah and Elisha.

Teacher Tips

- If your time is limited, choose a few of the stories to tell the students.
- If time permits, let the students review the stories using the items in your bag.

C

R

A

F

T

Northern Kingdom 2

Chariots of Fire

The students will make a craft to remind them of Elijah's powerful departure in a chariot of fire.

Materials

For each student:

- 1 piece of poster board, 4" x 11"
- 1 pipe cleaner, 12"
- masking tape
- glue stick
- yellow, orange and red crayons
- 2 pieces of red crepe paper or streamer, 13"
- 2 pieces of orange crepe paper or streamer, 13"
- 2 pieces of yellow crepe paper or streamer, 13"

For the teacher:

- scissors
- hole punch
- stapler

Reproducible Pages:

- Page B, 1 copy for each student

Preparation

1. Punch two holes in each student's piece of poster board, three inches from both sides, as shown in Figure A.
2. Cut out the banners from the copies of Reproducible Page B.
3. Make a sample craft to show the students.

Instructions

1. Introduce today's activity: *In today's Bible Story, you are learning about Elisha, the disciple of Elijah. Elisha loved his teacher Elijah very much. He wanted to be with him to the end of his life. When it was time for God to take Elijah to heaven, Elisha stood and watched as a chariot of fire and horses of fire came to take Elijah away. That was the last sight that Elisha had of his teacher. Elisha carried on the work of Elijah—in fact, he went on to do even more than Elijah, because he wanted to bring glory to God.*

2. Show the students your sample craft. Tell them that they will make a "wind sock" to remind them of the chariot of fire that Elisha saw when God took Elijah away. Tell them that they will decorate it to look like it is on fire using the brightly colored streamers and crayons.
3. Distribute the pieces of poster board and banners you prepared, the glue sticks and crayons to the students. Have them spend about five minutes coloring the banner and then gluing it on the center of the poster board, leaving an inch at either side, as shown in Figure B. Have the students write their names on the poster board.
4. As the students are coloring, distribute the streamers and masking tape. When they have finished Step 3, have them tape the streamers to the backs of their poster board, as shown in Figure C.
5. When they have finished, help them make a cylinder with their poster board and staple the ends together, as shown in Figure D.
6. Distribute the pipe cleaners for them to make their handles, as shown in Figure E.

Conclusion

Ask the students how they would feel if they saw their best friend taken into heaven in a chariot of fire. Tell them that you are sure that Elisha never forgot that day—and neither should they. Encourage the students to hang their wind sock in a place where they will see it and think of this story. Close with a prayer thanking God for the special friendship between Elijah and Elisha.

Teacher Tips

- One piece of poster board (22" x 28") makes fourteen strips needed for this craft.
- Help the students budget their time for this craft.



Northern Kingdom 2

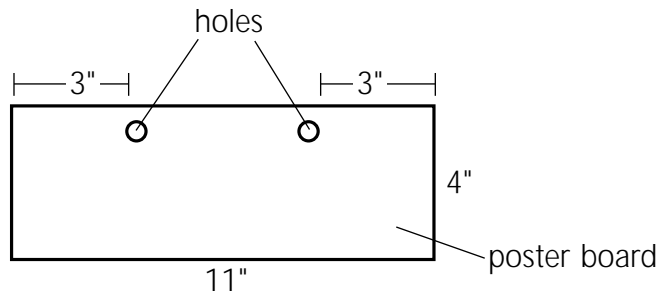


Figure A

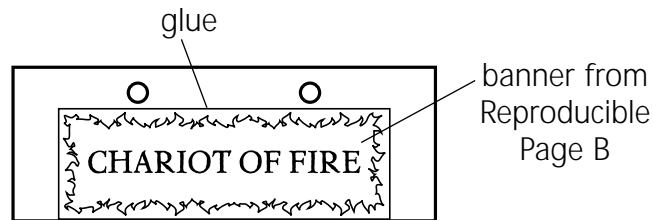


Figure B

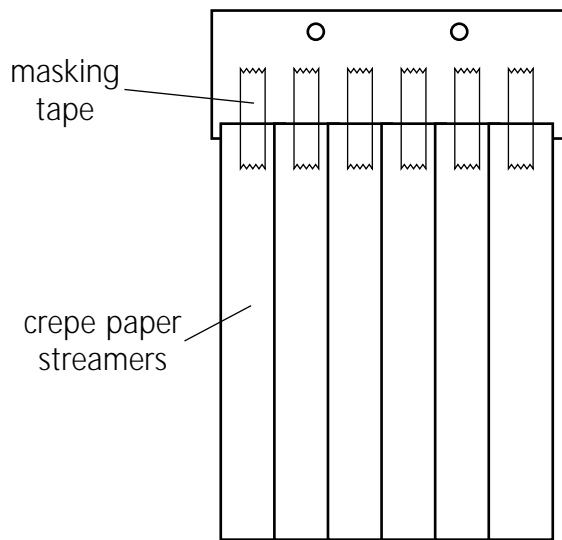


Figure C

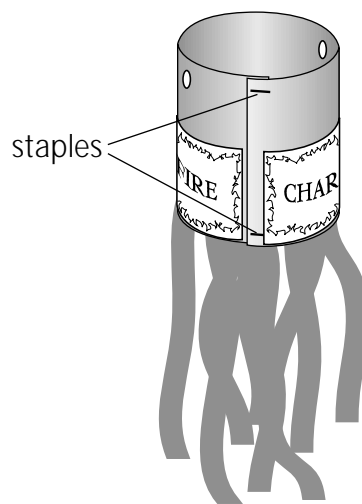


Figure D

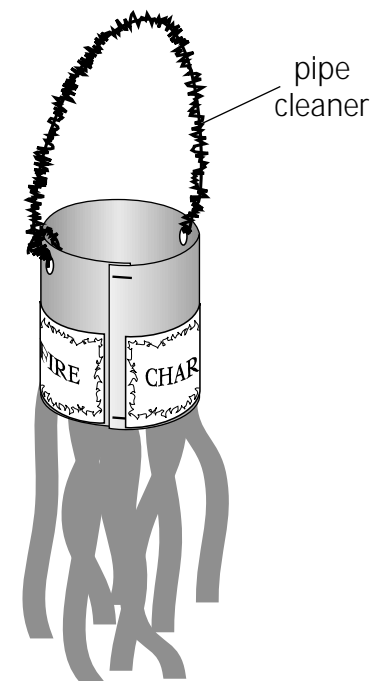


Figure E

Northern Kingdom 2

Carried Away

The students will learn and memorize today's Scripture Memory Verse as they think about the relationship between Elijah and Elisha.

Scripture Memory Verse

Obey your leaders and submit to their authority. They keep watch over you as men who must give an account. Obey them so that their work will be a joy.

Hebrews 13:17

Materials

For the teacher:

- 4 large index cards, 5" x 7"
- black marker
- blue marker
- red marker
- green marker

Preparation

1. On one index card, write neatly in black marker: Obey your leaders and submit to their authority. On the back of that card, write the number 1.
2. On another index card, write neatly in blue marker: They keep watch over you as men who must give an account. On the back of that card, write the number 2.
3. On another index card, write neatly in red marker: Obey them so that their work will be a joy. On the back of that card, write the number 3.
4. On the last index card, write neatly in green marker: Hebrews 13:17. On the back of that card, write the number 4.
5. Practice leading this activity.

Instructions

1. Introduce today's activity: *In today's Bible Story, you are learning about Elisha, the disciple of Elijah. Elisha loved his teacher Elijah very much. He wanted to be with him to the end of his life. Elisha had the heart of a disciple. He wanted to be just like Elijah in every way. He was happy to obey his teacher. He loved him and wanted to be a joy to him. When it was time for God to take Elijah back to heaven, Elisha stood and watched as a*

chariot of fire and horses of fire came to take Elijah away. God carried Elijah away and left Elisha to carry on his work. In your Scripture Memory Verse, you are going to learn how you can be a great disciple like Elisha.

2. Show the students the Scripture Memory Verse on the back of this Lesson Card. Read it to them three times as they listen. Ask them to say it together with you three more times. Ask each student to stand and say it together with you.
3. Have the students sit in a circle. Distribute the cards you prepared to four students in the circle. Say, "Get Carried Away," and then have the student holding the first card stand up and say his sentence and then sit down. Then have the next three students do the same in the correct order. Have them quickly pass their cards to four other students. Do this several times, until all the students have had a chance to participate. Ask for volunteers to say the verse from memory.
4. Tell the students that they will take turns standing up in the middle of the circle to be "Elijah and Elisha." They will say the Scripture Memory Verse to the rest of the students as though they were Elijah and Elisha. Show them by choosing a student to be your partner. Together, say the verse to the rest of the students with enthusiasm and conviction. Then, choose two more students to come and stand in the center of the circle. Continue until all the students have done this.

Conclusion

Tell the students to be thinking about godly people they know that they want to be like. Encourage them to talk to those people and tell them how they feel. Close with a prayer for the students to want to obey their leaders.

Teacher Tips

- Be prepared to share about godly people in your life that you want to obey and imitate.
- You may substitute different color markers from the ones listed, just make sure each card is written in a different color.

Obey your leaders and submit to their authority. They keep watch over you as men who must give an account. Obey them so that their work will be a joy.

Hebrews 13:17

Lesson Objectives

- The students will describe Elisha's relationship to Elijah.
- The students will describe one way that Elisha pleased God.
- The students will identify one godly person they will imitate this week.

Lesson Text

2 Kings 2-5

Scripture Memory Verse

Obey your leaders and submit to their authority. They keep watch over you as men who must give an account. Obey them so that their work will be a joy.

Hebrews 13:17

Lesson Plan

Greeting and Registration

Preclass Activity: Lasting Impressions

Welcome and Singing

Centers:

Life Application: WWED?

Game: Good and Pleasing

Bible Skills: What Do You Know?

NOTE: Allow time for a snack.

D
R
E
•
C
A
S
S

Lasting Impressions

The students will review this week's lesson as they complete and illustrate scenes from the Bible Story.

Materials

For each student:

- pencil
- crayons

For the teacher:

- 5 pieces of poster board, 22" x 28"
- black marker
- extra writing paper
- tape

Reproducible Pages:

- Page C, 1 copy for the teacher

Preparation

Using the examples on your copy of Reproducible Page C, prepare each piece of poster board to look like the samples given.

Instructions

1. Greet the students as they arrive. Direct them to one of the five posters. Explain that each poster describes one of the scenes from this week's Bible Story about Elisha the prophet.
2. Tell the students to work together to fill in the missing words from the verse at the bottom of each poster. Then, have them draw a picture of the scene described in the verse. Encourage the students to use their Bibles to review the stories before they draw their pictures.
3. Circulate among the students to offer assistance. Make sure that students who did not hear this week's Bible Story are distributed evenly among the students who did.

4. Have the students sign their name on the poster(s) they worked on during the preclass, and display the posters for students and parents to see.
5. For students who finish early, invite them to write one of the five stories in their own words. Tape these to the bottom of the poster boards and display them.

Teacher Tips

- Make sure to budget your time so you can neatly write each of the verses on the poster board.
- Provide answers on the backs of the poster boards so the students can check their own work.



3rd and 4th Grades

WWED?

The students will review this week's lesson as they think of godly people they want to imitate this week.

Materials

For each student:

- 1 index card
- pencil

For the teacher:

- 1 white index card

Preparation

1. On the white index card, neatly print the following words: Athlete; Musician; Movie Actor/Actress.
2. On each of the students' index cards, neatly print on separate lines: Name _____; Who? What? Why?
3. Practice leading this activity.

Reviewing the Bible Story

Open your Bible to 2 Kings 2-5. Ask the students to share what they remember from this week's Bible Story about Elijah and Elisha. Remind them that these two prophets had a very special friendship and Elisha was a great disciple of Elijah. Elisha wanted to learn as much as possible from his teacher before God took him away. Tell the students that today a disciple is someone who wants to learn to be just like Jesus. Elisha is a great example of how to be a great disciple.

Life Application

Have the students sit in a circle. Read your index card to them. Ask them to each think of one person from one of the categories that they would like to imitate. Go around the circle and ask: *Who did you think of?* Next go around the circle and ask: *What is one thing about that person that you would like to imitate?* Finally, go around and ask: *Why do you want to be like that person?*

Help the students to see that there are people with all sorts of talents and abilities that they can imitate. Tell them that in the church, there are godly people with special talents and abilities that they should also want to imitate.

What Would Elisha Do?

Who did Elisha want to imitate? (Elijah) What do you think he wanted to imitate about Elijah? (his spiritual power; his relationship with God; his boldness and courage) Why do you think he wanted to be like Elijah? (to please God; to help people; to show people the truth about God; to honor his friend)

Conclusion

Distribute the students' index cards and pencils. Tell them to think about godly people they know from church. This can include people they know about around the kingdom such as musicians, athletes, evangelists and women's leaders. With the time that remains, have them write their own names and the godly people they want to imitate on their cards. Close with a prayer for the students to think about what they want to imitate in the person they chose and why. Tell the students to bring their completed cards back next week.

Teacher Tips

- Remind the parents during sign-out that the students have to bring back their completed cards next week.

WWED?



Good and Pleasing

The students will review this week's lesson through playing charades as they think about ways that Elisha pleased God.

Materials

For the teacher:

- scissors
- small plastic sandwich bag
- timer or watch with a second hand

Reproducible Pages:

- Page D, 1 copy for the teacher

Preparation

1. Cut out the charades from your copy of Reproducible Page D. Fold and place them in the plastic bag.
2. Practice playing this game.

Instructions

1. Introduce today's activity: *This week, you learned about Elisha and Elijah. Elisha loved his teacher Elijah very much. He wanted to be with him and to be just like him. Elisha was a great disciple. He went places with Elijah and they talked together. Elisha watched Elijah and saw that God was with him. Elisha wanted to be able to do all that Elijah did—and more! In the game today, you are going to try and remember some of the good things that Elisha did for people and then think about one way that Elisha pleased God.*
2. Divide the students into two teams. Make sure that the students who did not hear this week's Bible Story are balanced equally among the two teams.
3. Explain that this is a game of charades. The students will be guessing one good thing that Elisha did from this week's lesson. Each team will take turns sending a student to take a slip of paper from the plastic bag. The student will have one minute to read the paper and think about how to act out the charade. They may ask you for help if they are not familiar with the story. (Refer to the suggestions on the back of this Lesson Card, if needed.) The student will have three minutes to act out the

charade. If his team has not guessed correctly when the time is up, the opposing team may guess. For the team that guesses correctly, give the number of points written on the charade. Keep score for both teams.

4. For students who are not familiar with the game of charades, review the basic rules:
 - The student doing the charade may not talk or make sounds.
 - The student may indicate the number of words in his charade by holding up the same number of fingers.
 - The student should touch his nose each time his team guesses a word (or words) correctly.
5. Remind the teams that the charades are about Elisha or about some of the good things Elisha did for people. (If the students still need help understanding how to play, do one charade for both teams as an example. You may use the suggestions on the back of this Lesson Card.)
6. After each charade, both teams have a chance to earn two extra points by saying one way that Elisha pleased God. Answers may vary. Accept any reasonable answers.

Conclusion


Ask the students how they would feel after helping to keep a family together, or after saving a whole town from disease the way Elisha did. Encourage the students that God wants to use us to help others so that they will believe in him. Close with a prayer for the students to want to help others know God the way Elisha did.

Teacher Tips

- In large classes, let two students come up and act out the charade as a team. You may also choose to do this for students who did not hear this week's Bible Story, or who are new or visiting.



Good and Pleasing



Charade

Suggestions for acting out the charade

Walked and Talked with Elijah

Walk and pretend to be talking with someone.

Chariot of Fire

Pretend to be driving a chariot.
Act out lighting a match or warming hands by a fire.

Baldhead

The student points to head and covers with hands.
Shake head "no" and then point to hair.

Told the Woman to Fill Jars of Oil

Point finger as if "telling" something.
Act like a girl or woman, or point to one.
Act out pouring a bottle into a lot of jars.

Told the Man to Put Salt in the Bowl

Point finger as if "telling" something.
Act like a boy or man, or point to one.
Act out shaking salt onto food.
Form a "bowl" with hands.

Told Naaman to Wash Seven Times in the River

Point finger as if "telling" something.
Salute as if to a general or army official.
Pretend to wash your hands.
Hold up seven fingers.
Point to a watch.



What Do You Know?

The students will review key events from this week's lesson by comparing the miracles of Elisha to the miracles of Jesus.

Materials

For each student:

- pencils
- Reproducible Pages:
- Page E, 1 copy for each student

Preparation

Complete the activity on your copy of Reproducible Page E.

Instructions

1. Introduce today's activity: *This week, you are learning about Elisha and Elijah. Elisha loved his teacher Elijah very much. He wanted to be with him and to be just like him. Elisha was a great disciple to Elijah and God blessed him. Elisha asked to be able to do even more than his master had done, and God gave him his desire. Elisha did many miracles to help people and show them God's love and power. In today's activity, you will see that many of Elisha's miracles were like ones that Jesus did. Both Elisha and Jesus wanted to help people see God's power and God's love for them.*
2. Briefly review this week's lesson by asking the students what miracles they remember Elisha doing. (Answers should include: dividing the Jordan River with Elijah's coat; healing the unhealthy water of a town; helping the widow by multiplying her oil; healing Naaman of leprosy; feeding one hundred men with only twenty loaves of bread.)
3. Ask the students what miracles of Jesus they remember hearing about. (Take responses.)

4. Distribute the copies of Reproducible Page E and pencils. Read the first Bible reference and miracle, and then ask the students who they think did the miracle: Jesus or Elisha. (Elisha) Ask them how they figured it out. (It is a miracle we studied in class.) Have the students write Elisha or "E" in the third column. Ask a student to read the next reference and miracle. Ask the students who they think did the miracle. (Jesus) Ask them how they figured it out. (It is not a miracle that Elisha performed; it is in a book and chapter about Jesus.) Continue asking different students to read the references and miracles until all are done. Tell the students to look up any references in the Bible if they are unsure. Use the Answer Key on the back if necessary.
5. Ask the students if they see any miracles that are similar between Elisha and Jesus. (Take responses.) Point out that both had power over nature (i.e. water and rivers); power to heal disease; power to feed and care for people. They both even had power over death! God used each miracle to show people his power and love.

Conclusion

Think about a "miracle" that God has done in your life and share it with the students. Share how this miracle showed you God's love and power. Close with a prayer for the students to see God's love and power in their lives this week.

Teacher Tips

- Know your students. If they can do this activity by themselves or with a partner, let them work independently and review the answers afterward.

What Do You Know?

Answer Key

Scripture	Miracle	Elisha Or Jesus
2 Kings 2:13-14	dividing the Jordan River	Elisha
Mark 4:35-39	calming the storm	Jesus
John 2:1-11	turning water into wine	Jesus
2 Kings 2:19-22	healing of the water	Elisha
2 Kings 4:1-7	multiplying the widow's oil	Elisha
Luke 7:11-15	healing the widow's son	Jesus
2 Kings 4:42-44	feeding of a hundred	Elisha
John 6:1-13	feeding of five thousand	Jesus
Luke 17:11-16	healing the ten lepers	Jesus
2 Kings 5:1-14	healing Naaman of leprosy	Elisha



3rd and 4th Grades

Core/Preclass

1 copy for each student

Amazing Grains

1. If you were given one loaf of bread, how many people do you think you could feed?

2. Do you think you could feed 100 men?_____
3. What do you usually eat for lunch?

4. How many pieces of bread does it take to fill you up?_____

5. Take a piece of bread and break it up into twenty small pieces. Glue each piece in one of the boxes below:

6. Would one of the small pieces on this page fill you up?_____

In today's lesson, you will learn that God helped Elisha to do many miracles, including feeding a lot of people with a little bread.



Supplement/Preclass

1 copy for the teacher

Chariots of Fire

2 Kings 2:9-12

As they were _____ along and _____ together, suddenly a chariot of _____ and horses of fire appeared and separated the two of them, and _____ went up to _____ in a whirlwind.

2 Kings 2:11

Big Shoes to Fill

2 Kings 2:13-15

The company of the _____ from Jericho, who were _____, said, "The _____ of Elijah is resting on _____." And they went to _____ him and _____ to the ground before him.

2 Kings 2:15

Water of Life

2 Kings 2:19-22

Then he went out to the _____ and threw the _____ into it, saying, "This is what the Lord says: 'I have _____ this water. Never again will it cause _____ or make the _____ unproductive.'"

2 Kings 2:21

Oil for Sale

2 Kings 4:1-7

She went and _____ the man of God, and he said, "Go, _____ the oil and _____ your debts. You and your _____ can live on what is left."

2 Kings 4:7

Naaman the

New Man

2 Kings 5:1-14

So he went down and dipped _____ in the Jordan _____ times, as the man of _____ had _____ him, and his _____ was restored and became _____ like that of a young _____.

2 Kings 5:14



3rd and 4th Grades

**Walked and
Talked with
Elijah
(5 points)**

**Chariot of
Fire
(5 points)**

**Baldhead
(10 points)**

**Told the Woman
to Fill Jars
of Oil
(10 points)**

**Told the Man
to Put Salt
in the Bowl
(15 points)**

**Told Naaman to
Wash Seven Times
in the River
(15 points)**

What Do You Know?

Scripture	Miracle	Elisha Or Jesus
2 Kings 2:13-14	dividing the Jordan River	Elisha
Mark 4:35-39	calming the storm	
John 2:1-11	turning water into wine	
2 Kings 2:19-22	healing of the water	
2 Kings 4:1-7	multiplying the widow's oil	
Luke 7:11-15	healing the widow's son	
2 Kings 4:42-44	feeding of a hundred	
John 6:1-13	feeding of five thousand	
Luke 17:11-16	healing the ten lepers	
2 Kings 5:1-14	healing Naaman of leprosy	