

Northern Kingdom 1

Lesson Objectives

- The students will participate in the telling of the story of Elijah on Mount Carmel.
- The students will identify one way that God showed his power to the people.
- The students will explain one way that they can take a stand for God.

Lesson Text

1 Kings 18:16-40

Scripture Memory Verse

In fact, everyone who wants to live a godly life in Christ Jesus will be persecuted.

2 Timothy 3:12

Lesson Plan

Greeting and Registration

Preclass Activity: Sneak Preview

Welcome and Singing


Centers:

Bible Story: Against the Odds

Craft: Stones to Remember

Scripture Memory: A Price to Pay

NOTE: Allow time for a snack.



P
R
E
•
C
L
A
S
S

Northern Kingdom 1

Sneak Preview

The students will preview today's Bible Story as they complete this activity.

Materials

For each student:

- pencil

Reproducible Pages:

- Page A, 1 copy for each student

Preparation

Complete the activity on your copy of Reproducible Page A.

Instructions

1. Greet the students as they arrive. Tell them that in today's lesson they are going to learn about a man named Elijah who took a stand against 450 men who did not believe in God.
2. Distribute the copies of Reproducible Page A and the pencils. Encourage the students to work with a partner. Tell them to look up the verses and fill in the missing words from the words in the box.
3. Circulate among the students to offer assistance or answer questions.
4. Make sure the students write their names on their pages.
5. For the students who finish early, have them read 1 Kings 18: 16-40 to get a sneak preview of the actual Bible Story.

Teacher Tips

- Have some extra New International Version Bibles available for students who bring a different translation. This Bible passages in this activity are taken from the NIV.

Sneak Preview

Instructions: Open your Bible to 1 Kings 18:16-21. Read the following passage and use your Bible to help you fill in the missing words. The missing words are listed in the box below. Answer the question at the bottom of the page when you have finished.

So Obadiah went to meet Ahab and told him, and _____ went to meet Elijah. When he saw _____, he said to him, "Is that you, you _____ of Israel?"

"I have not made trouble for Israel," Elijah replied. "But you and your father's family have. You have _____ the Lord's _____ and have followed the _____. Now summon the people from all over Israel to meet me on Mount Carmel. And bring the _____ prophets of Baal and the four hundred prophets of Asherah, who eat at Jezebel's table."

So Ahab sent word throughout all Israel and assembled the prophets on _____. Elijah went before the people and said, "How long will you waver between two opinions? If the _____ is God, follow him; but if Baal is God, follow him."

But the people said _____.

1 Kings 18:16-21

Ahab	nothing
troublers	abandoned
Baals	Elijah
commands	four hundred and fifty
Mount Carmel	Lord

Can you guess what happened on the mountain?



3rd and 4th Grades

Northern Kingdom 1

Against the Odds

The students will learn and participate in the telling of the story of Elijah and the prophets of Baal and Asherah on Mount Carmel.

Materials

For the teacher:

- pitcher
- table

Reproducible Pages:

- Page B, 1 copy for each student

Preparation

1. Place the table and pitcher in the middle of the story area. This will be the scene for the sacrifices.
2. Practice presenting the narration with enthusiasm.

Introducing the Bible Story

Open your Bible to 1 Kings 18:16-40. *In our last lesson, we learned that the kingdom of Israel was divided because the people rebelled against King Rehoboam. It became Israel and Judah. Jereboam became the king of Israel in the north and Rehoboam became the king of Judah in the south. For many years, there was constant fighting and warfare between Israel and Judah. Each king continued the warfare of the one before him. Most of the kings of Israel and Judah during that time did evil in the eyes of the Lord.*

Jereboam was the king of Israel—the northern kingdom—who did evil in God's eyes. After him came several other kings who also did evil in God's eyes. One of these kings was named Ahab. The Bible says that he did more evil in the eyes of the Lord than any of the kings before him. Ahab worshiped a false god called Baal. The people made statues and even offered sacrifices to this god. The worship of idols and false gods are terrible sins and this made God very angry. Not only did Ahab build a temple to Baal, but he also built an Asherah pole. All of these things made God angry.

But there was a man of God named Elijah. He was a prophet who spoke for God. Elijah had a meeting with 450 prophets of Baal and 400 prophets of Asherah on a mountain called Carmel. It was one against 850! But God was with Elijah. In your Bible Story today, you are going to see what happened!

Presenting the Bible Story

Distribute the copies of Reproducible Page B. Help the students choose the parts that they will read. You will read the narrator's lines. Make sure that the person who reads Elijah is able to read with expression.

Student roles are as follows:

- Elijah
- the prophets of Baal
- the crowd
- Water person #1
- Water person #2
- Water person #3

Encourage the students to read the play with expression and energy.

Sharing with Others

Ask the students if they have ever felt outnumbered because of their faith in God. Encourage them to think about Elijah the next time they feel alone or the odds seem against them. Ask the students if they know anyone who needs to hear this story and encourage them to share it with that person this week. Close with a prayer for the students to see God's victory even when they are outnumbered.

Teacher Tips

- You may want to invite a guest disciple to play the role of Elijah.
- This play can be done in centers or all together. Assign group roles (such as the prophets of Baal) to several students. Every student should have a role.

Northern Kingdom 1

Against the Odds

NARRATOR: Today's story comes to you from the top of Mount Carmel. Elijah, the prophet of the Lord, has challenged King Ahab and all the prophets of Baal and Asherah to come here to Mount Carmel to determine who is really the true God. Listen to what Elijah the prophet says.

ELIJAH (*speaking to the prophets of Baal*): How long will you waver between two opinions? If the Lord is God, follow him; but if Baal is God, follow him.
(*Everyone is silent.*)

NARRATOR: Elijah the prophet has challenged the people to decide between God and their idols. He has told the people to follow one god! The people were silent. Listen! Elijah is about to speak again.

ELIJAH (*with conviction*): I am the only one of the Lord's prophets left. Baal has 450 prophets and Asherah has 400 prophets. Get two bulls for us. The prophets of Baal will choose one bull for the sacrifice and I will choose one. The prophets of Baal will prepare the bull for the sacrifice and place it on the altar, and I will do the same. The Baal prophets will call on their god to make fire come down to burn up their sacrifice. I will call on the name of the Lord and do the same. The god who answers by fire—that will be the true God!

CROWD: This is a good idea.

NARRATOR: Elijah is really outnumbered! But he does not seem afraid. Elijah has allowed the prophets of Baal to go first. They have prepared their sacrifice and now they are praying to their god.

BAAL PROPHETS: (*calling out*) Answer us Baal! O Baal, answer us! Answer us Baal! Answer us Baal! O Baal, answer us! Answer us Baal!
(*Silence*)

NARRATOR: Several hours have passed and nothing has happened. Oh this is beginning to look embarrassing for the Baal prophets. Wait! Elijah is shouting something.

ELIJAH (*confidently to the prophets of Baal*): Shout louder to your god, prophets of Baal! Perhaps he is daydreaming, traveling or maybe he's too busy. You may have to wake him up!

NARRATOR: The prophets of Baal are shouting even louder. They have even started to hurt themselves to make him answer. But there is no response from Baal. The prophet Elijah has started to prepare his sacrifice now. He built his altar using 12 stones for the tribes of Israel. He has dug a large trench all the way around the altar and the bull is on top. He looks ready.

ELIJAH (*to the crowd*): Fill 4 large jars of water and pour it on the altar.

WATER PERSON #1: (*A student from the crowd pretends to pour four pitchers of water over the sacrifice.*)

NARRATOR: This is strange. Elijah is pouring water all over the altar. How will it burn?

ELIJAH: Do it again!

WATER PERSON #2: (*Another student from the crowd pretends to pour four more pitchers of water over the sacrifice.*)

NARRATOR: (*excited*) I can't believe it. Water is dripping off of the altar and into the trench!

ELIJAH: Do it a third time.

WATER PERSON #3: (*Another student from the crowd pretends to pour four more pitchers of water over the sacrifice.*)

NARRATOR: (*excited*) Elijah's altar is soaked and the trench is filled with water! How can anything burn if it is soaked with water this way?

ELIJAH: (*with confidence and humility*) O, Lord, God of Abraham, Isaac and Israel, let it be known today that you are God in Israel and that I am your servant and have done all things at your command. Answer me, O Lord, answer me, so these people will know that you, O Lord, are God, and that you are turning their hearts back again.

NARRATOR: (*with complete surprise*) Oh my goodness! I can hardly believe my eyes. Fire has just come down from heaven and swallowed up everything—the altar, the sacrifice, the wood, the stones, the soil and the water in the trench! And the people have fallen down to worship God.

CROWD: The Lord, he is God! The Lord, he is God!



C

R

A

F

T

Northern Kingdom 1

Stones to Remember

The students will make a craft that will help them to remember Elijah's sacrifice on Mount Carmel.

Materials

For each student:

- 1 piece of construction paper, 9" x 12"
- scissors
- pencil with an eraser
- glue stick

For the teacher:

- scissors
- invisible tape
- pencil

Reproducible Pages:

- Page C, 1 copy for each student

Preparation

1. Fold each of the students' construction paper in thirds, as shown in Figure A.
2. Using the pencil, make two obvious arrows on two panels, as shown in Figure B.
3. Make a sample craft to show the students.

Instructions

1. Introduce today's activity: *In your Bible Story this week, you are learning an amazing story of one man's faith and confidence in God. Elijah was the only prophet of the Lord. The people called him names and persecuted him because of his faith in God. But Elijah challenged 450 prophets of the false god called Baal to show who was the true god. Not only did the prophets of Baal see that their god was no god at all, but they also saw the Lord Almighty bring fire down from heaven and swallow up the whole sacrifice, altar, ground and water around it! Elijah built an altar to make his sacrifice to God. Elijah chose twelve stones—one for each of the twelve tribes of Israel. He placed the stones together to make the altar, and then he put wood and the sacrifice on top of the altar.*

2. Show the students the sample craft you made. Show them the twelve stones that you cut out and glued on the paper. Read them the names of the twelve tribes of Israel from the stones.
3. Distribute the copies of Reproducible Page C, scissors, glue sticks and construction paper. Tell the students that they will cut out the stones from their copies of Reproducible Page C and glue them to the construction paper. Point out the arrows and explain that they should only glue the stones to these two panels with the arrows marked on them. The arrows indicate the direction of the "top" and they should glue the stones accordingly. See Figure C. (Make sure they can see your sample craft.) The third panel should have nothing glued to it because it is the bottom of the craft. Have them write their names on that panel.
4. Have the students cut out the stones from their copies of Reproducible Page C, and then glue them to their construction paper, as shown in Figure C. Circulate among the students to offer assistance with cutting and gluing.
5. As the students finish gluing, help them to fold their construction paper into thirds and tape into place, as shown in Figure C.
6. Help the students to erase any part of the arrows that are showing when they are finished.

Conclusion

Remind the students that the altar was the place where Elijah took a stand and offered his sacrifice to God. It was a special place where God showed his power in an unforgettable way to Elijah. Challenge the students to think about Elijah each time they look at their craft and think of ways that they can take a stand for God, too. Close with a prayer thanking God for the way he answered Elijah's prayer.

Teacher Tips

- To save time with large classes, you may want to cut out some of the stones from the copies of Reproducible Page C in advance.

Northern Kingdom 1

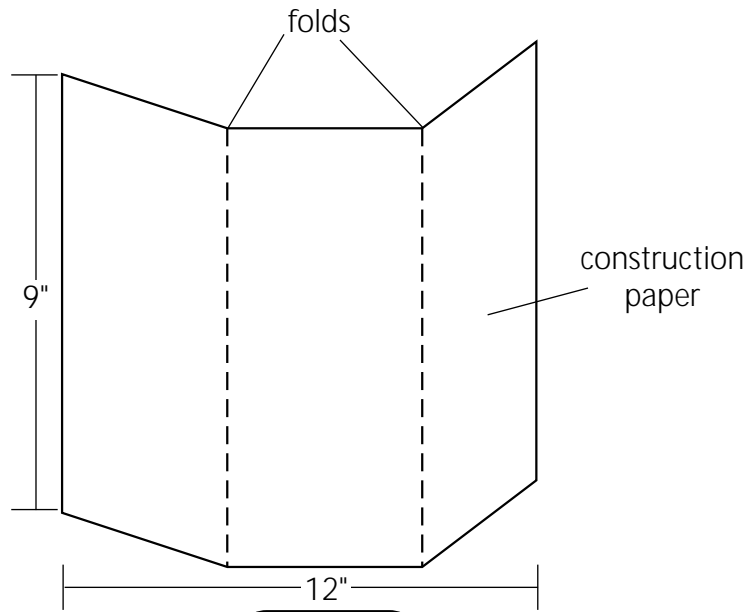


Figure A

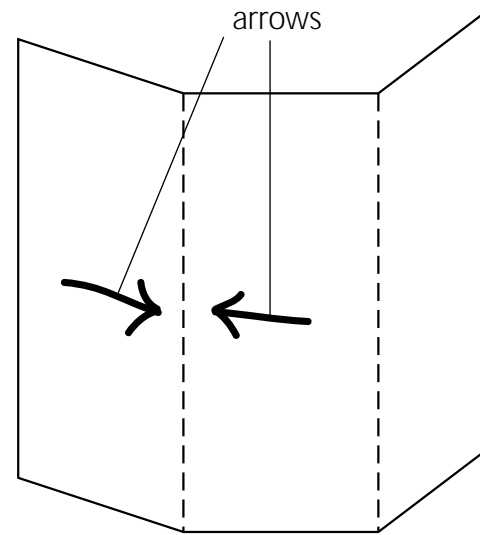


Figure B

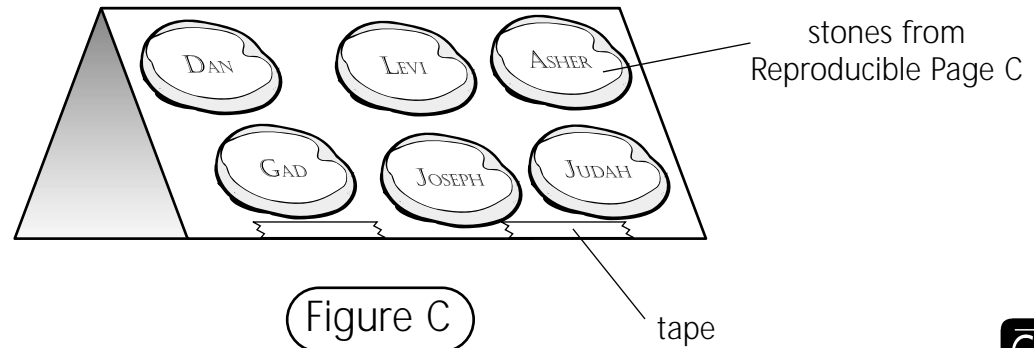


Figure C

Northern Kingdom 1

A Price to Pay

The students will learn and memorize today's Scripture Memory Verse as they consider living for God.

Scripture Memory Verse

In fact, everyone who wants to live a godly life in Christ Jesus will be persecuted.

2 Timothy 3:12

Materials

For the teacher:

- 9 index cards, 5" x 8"
- black felt-tip marker

Preparation

1. Neatly print each of the following phrases on index cards as follows:
In fact,/everyone/who wants/to live/a godly life/in Christ Jesus/will be/persecuted./2 Timothy 3:12
2. Learn the Scripture Memory Verse by heart.
3. Practice leading this activity.

Instructions

1. Introduce today's activity: *In your Bible Story this week, you are learning an amazing story of one man's faith and confidence in God. Elijah was the only prophet of the Lord. The people called him names and persecuted him because of his faith in God. But Elijah challenged 450 prophets of the false god Baal to prove who was the true god. Not only did the prophets of Baal see that their god was no god at all, but they also saw the Lord Almighty bring fire down from heaven and swallow up the whole sacrifice, altar, ground and water around it! In our Scripture Memory Verse we will learn a very important message about the price of being a godly person.*

2. Hold up the Scripture Memory Verse on the back of this Lesson Card and read it to the students as they follow along silently. Do this three times, reading with emphasis and feeling.
Ask the students to say the verse with you three more times. Ask each student to take a turn saying it with you. Ask for volunteers to say the verse from memory.
3. Show the students the cards you prepared. Distribute the cards among the students. Ask them to put the verse together using the cards. Encourage them to work together and help each other. When the verse is complete, have all the students say the verse together.
4. Collect the cards, shuffle them and distribute them again. Repeat Step 3.
5. Remove one of the cards and have the students place the cards in order, saying the missing words from memory.
6. Continue removing one card at a time, having the students say the missing words from memory each time. Do this until they can say the entire verse from memory.

Conclusion

Ask the students what they think is easier: to stand up alone for God or to follow what the crowd says and does. Ask the students what they think is better: to stand up alone for God or to follow what the crowd says and does. If time permits, ask them if they have ever received persecution for their faith in God. Remind the students that Elijah stood up against more than 450 prophets of Baal all by himself and God proved to all the people that Elijah was right and they were wrong! Close with a prayer for the students to have confidence to stand up for God.

Teacher Tips

- Persecution is not a familiar concept to many students this age. Help them to understand it in terms they can relate to, i.e. name calling, teasing, unkind treatment by peers. Although you do not want to scare the students, you want them to appreciate the faith of disciples who are persecuted today.



3rd and 4th Grades

In fact, everyone who
wants to live a godly
life in Christ Jesus will
be persecuted.

2 Timothy 3:12

Lesson Objectives

- The students will participate in the telling of the story of Elijah on Mount Carmel.
- The students will identify one way that God showed his power to the people.
- The students will explain one way that they can take a stand for God.

Lesson Text

1 Kings 18:16-40

Scripture Memory Verse

In fact, everyone who wants to live a godly life in Christ Jesus will be persecuted.

2 Timothy 3:12

Lesson Plan

Greeting and Registration

Preclass Activity: Sneak Review

Welcome and Singing

Centers:

Life Application: Take a Stand!

Game: Power Operator

Bible Skills: An Altered View

NOTE: Allow time for a snack.

D
R
E
•
C
•
A
S
S

Sneak Review

The students will review this week's Bible Story as they complete this activity.

Materials

For each student:

- pencil
- crayons

Reproducible Pages:

- Page D, 1 copy for each student

Preparation

Complete the activity on your copy of Reproducible Page D.

Instructions

1. Greet the students as they arrive. Tell them that in this activity they are going to review the story of Elijah on Mount Carmel.
2. Distribute the copies of Reproducible Page D and pencils. Have the students work with a partner. Make sure that the students who did not hear the Bible Story work with those who did.
3. Tell the students to place a number on each circle correlating to the correct order of events. Then, have them rewrite the story at the bottom of their pages.

4. Circulate among the students to offer assistance.
5. For students who like to draw, distribute the crayons and have them color a picture of Elijah and his sacrifice being consumed by fire on the backs of their pages.

Teacher Tips

- Help the students find the text from the Bible Story, 1 Kings 18:16-40, to help them with this activity.

Take a Stand!

The students will review this week's Bible Story as they think of ways that they can take a stand for God.

Materials

For the teacher:

- scissors
- small pouch or basket

Reproducible Pages:

- Page E, 1 copy for the teacher

Preparation

Cut out the five situations from your copy of Reproducible Page E. Fold and place them in the pouch.

Reviewing the Bible Story

Open your Bible to 1 Kings 18:16-40. Ask the students what they remember from this week's Bible Story. Remind them that Elijah lived during the time of King Ahab. Ahab was the king of Israel and did evil in God's eyes. Ask the following questions as a brief review:

- *Elijah was the only remaining prophet of the Lord. How many prophets of Baal were in this story?* (450)
- *Elijah told the prophets of Baal and Asherah to meet him on top of what mountain?* (Carmel)
- *What happened after the prophets of Baal sacrificed to their god?* (nothing)
- *What happened after Elijah prayed and sacrificed to the Lord?* (fire came from heaven)
- *What did all the other people do after they saw the fire from the Lord?* (bowed down and said, "The Lord, he is God.")

Life Application

Tell the students that Elijah gives us a great example of someone who was not afraid to stand up for God—even if he was all by himself! Explain that God wants for all of his children to have the same confidence that Elijah had to stand up for him and for each other.

Have the students sit in a circle. Show the students the pouch with the five situations inside. Choose two students to pick a situation. Have them stand up and read it to the group and tell how they would take a stand in that situation. When they are finished, choose two more students to pick another situation until they have all been read.

Offer suggestions and guidance to the students, but let them think through each situation.

Discussion Suggestions

The following are some suggested ways the students can take a stand for God in each situation:

Situation 1: It shows disrespect to God to use God's name in a bad way. Ask them how it would make them feel if someone used bad words to speak about their parents.

Situation 2: The person is your friend. If they have a problem they should speak directly to the person. Ask how they would feel if someone spoke that way behind their back.

Situation 3: Ask them what is so funny. Have they ever read the Bible? Do they know about all the exciting and awesome things inside it? Did they ever think about how God feels when people make fun of his words? Invite them to Bible class to learn more about the Bible.

Situation 4: Ask the person if there is something wrong. Tell them that you are sorry that they cannot talk about their problem in a friendly way. Show that you are not threatened by them.

Situation 5: It is too bad that they do not believe in God. God is so special and wonderful, this person obviously does not know enough about God or understand how much God loves them. Invite them to Bible class to learn more about your God.

Conclusion

Close with a prayer for the students to have courage to take a stand for God this week.

Teacher Tips

- Be prepared to share specific ways that you have taken a stand for God.



3rd and 4th Grades



Power Operator

The students will review this week's lesson as they name ways that God showed his power on Mount Carmel.

Materials

For the teacher:

- paper
- pencil

Preparation

Practice playing this game at home.

Instructions

1. Introduce today's activity: *In this week's Bible Story, you learned an amazing story about a man who took a stand for God. Elijah was the only prophet of the Lord, but he challenged 450 prophets of Baal to show who was the true god. Not only did the prophets of Baal see that Baal was no god at all, but they also saw the Lord Almighty, the God of Elijah, bring fire down from heaven and swallow up the whole sacrifice, altar, ground and water around it! God showed his power in great and mighty ways all because of one man. In your game today, you are going to listen carefully to some of the ways that God showed his power, and then tell them to each other.*
2. Tell the students that this game is played like the game "Operator" in which each student whispers a word or phrase to the next until it has traveled around the circle. In this game, each word or phrase will be worth points. At the end of the game, you will see which group did the best with their listening and "operating" abilities.




3. Play a practice round. Using the sample on the back of this Lesson Card, whisper the word "Elijah" in the ear of the student to your right. Have that student repeat it to the next student and so on until it comes back to you. Have the student to your left say the word that he heard. If the student says "Elijah" then the group earns one point.
4. Tell the students that each word or phrase is related to the Bible Story. If the students get all of the words correct, they earn full points. If they only get some of the words correct, they earn a point for each correct word. Explain that the words and phrases get more difficult as the game goes on.
5. Tell the students that if they do not understand what has been said to them, they may say, "Operator" and the giving student may repeat it. A student may ask for no more than three repeats. Then he must say something to the best of his ability.
6. Play until all the words have gone around the circle. Keep score for each round. The group at the end of the class with the highest number of points wins.

Conclusion

Ask the students how they would have felt to be Elijah on Mount Carmel with all those prophets. Close with a prayer thanking God for his power and protection.

Teacher Tips

- If your group is big enough and you have another adult, divide the students into two teams and let them play independently of each other. The team with the most points at the end wins.



Power Operator

Scores are based on the correct number of words repeated. For example: If the students repeat four words correctly out of seven, they earn four points.

- | | |
|--------------|--|
| Sample: | Elijah |
| Round One: | Elijah was a prophet. (4 points) |
| Round Two: | God was with Elijah. (4 points) |
| Round Three: | Baal was not a true god. (6 points) |
| Round Four: | Baal did not answer the people. (6 points) |
| Round Five: | The Lord is the only true God. (7 points) |
| Round Six: | The Lord made fire come from heaven. (7 points) |
| Round Seven: | The Lord burned up everything—even the water! (8 points) |
| Round Eight: | The Lord proved he was the true God of Israel! (10 points) |

An Altered View

The students will review this week's Bible Story as they consider the significance and purpose of altars.

Materials

For the teacher:

- 12 medium stones

Preparation

Practice presenting this activity.

Instructions

1. Introduce today's activity: *In this week's Bible Story, you learned an amazing story about a man who took a stand for God—and he used an altar to do it. Elijah was the only prophet of the Lord, but he challenged 450 prophets of Baal to show who was the true god. Not only did the prophets see that Baal was no god at all, but they also saw the Lord Almighty, the God of Elijah bring fire down from heaven and burn up the sacrifice and the altar it was lying on! The fire even swallowed up the ground and the water around it! God showed his awesome power because Elijah believed and was willing to take a stand.*
2. Have the students sit in a circle. Tell the students that men like Elijah, Moses and Abraham offered sacrifices to God on altars. An altar was usually a group of stones selected and placed together. Then the sacrifice was put on top of the altar with wood or other items. When God gave the commandments to Moses on Mount Sinai, he gave special instructions for how to make sacrifices to the Lord. Moses taught the people how and why to make different kinds of sacrifices to God.
3. Bring out one of the stones and pass it around to each of the students. Ask them if they can think of some things that people sacrificed in the Old Testament. (Answers should include: animals; vegetables; incense.) Place the stone in the middle of the students.

4. Bring out another stone and have the students pass it around. Ask them if they can think of how the sacrifices were offered. (Answers should include: animals were killed; animals were burned; vegetables and incense were burned.) Place the second stone next to the first.
5. Bring out another stone and have the students pass it around. Ask the students if they can think of reasons why God wanted the people to make sacrifices. (Answers should include: to show thanks; to receive forgiveness of sins; to praise God.) Place the third stone next to the others.
6. Bring out another stone and have the students pass it around. Ask them to say one way that God showed his power on Mount Carmel in front of the prophets of Baal and Asherah. (Answers should include: God brought fire from heaven; the fire consumed the sacrifice and the altar and the water around it.) Place this stone next to (or on top of) the others.
7. For the remaining stones, distribute them among the students. Ask each student to say one way that Elijah showed faith in God and then place their stone on the pile. Place any remaining stones on the pile.

Conclusion

Tell the students that an altar could be compared today to a box that we would put a gift in. The altar was the base that held the sacrifice, which was the gift to God. The altar was a very important part of the sacrifice—just as how you present a gift to someone is an important part of the gift. Explain that today God does not ask us to present animals as sacrifices. Instead, he wants us to present ourselves—as “living sacrifices” to God. Ask the students if they can think of some ways that they can present themselves to God. (Answers should include: in prayer; in their attitudes toward church and Bible class; in their speech and dress.) Close with a prayer for the students to want to present themselves to God in a special way.


Teacher Tips

- Try to locate styrofoam as a substitute for real stones.



3rd and 4th Grades

B
I
B
L
E
S
K
I
S
S
E
S



Sneak Preview

Instructions: Open your Bible to 1 Kings 18:16-21. Read the following passage and use your Bible to help you fill in the missing words. The missing words are listed in the box below. Answer the question at the bottom of the page when you have finished.

So Obadiah went to meet Ahab and told him, and _____ went to meet Elijah. When he saw _____, he said to him, "Is that you, you _____ of Israel?"

"I have not made trouble for Israel," Elijah replied. "But you and your father's family have. You have _____ the LORD'S _____ and have followed the _____. Now summon the people from all over Israel to meet me on Mount Carmel. And bring the _____ prophets of Baal and the four hundred prophets of Asherah, who eat at Jezebel's table."

So Ahab sent word throughout all Israel and assembled the prophets on _____. Elijah went before the people and said, "How long will you waver between two opinions? If the _____ is God, follow him; but if Baal is God, follow him."

But the people said _____.

1 Kings 18:16-21

Ahab	nothing
troubler	abandoned
Baals	Elijah
commands	four hundred and fifty
Mount Carmel	LORD

Can you guess what happened on the mountain?

Against the Odds

NARRATOR: Today's story comes to you from the top of Mount Carmel. Elijah, the prophet of the Lord, has challenged King Ahab and all the prophets of Baal and Asherah to come here to Mount Carmel to determine who is really the true God. Listen to what Elijah the prophet says.

ELIJAH (*speaking to the prophets of Baal*): How long will you waver between two opinions? If the Lord is God, follow him; but if Baal is God, follow him.
(*Everyone is silent.*)

NARRATOR: Elijah the prophet has challenged the people to decide between God and their idols. He has told the people to follow one god! The people were silent. Listen! Elijah is about to speak again.

ELIJAH (*with conviction*): I am the only one of the Lord's prophets left. Baal has 450 prophets and Asherah has 400 prophets. Get two bulls for us. The prophets of Baal will choose one bull for the sacrifice and I will choose one. The prophets of Baal will prepare the bull for the sacrifice and place it on the altar, and I will do the same. The Baal prophets will call on their god to make fire come down to burn up their sacrifice. I will call on the name of the Lord and do the same. The god who answers by fire—that will be the true God!

CROWD: This is a good idea.

NARRATOR: Elijah is really outnumbered! But he does not seem afraid. Elijah has allowed the prophets of Baal to go first. They have prepared their sacrifice and now they are praying to their god.

BAAL PROPHETS: (*calling out*) Answer us Baal! O Baal, answer us! Answer us Baal! Answer us Baal! O Baal, answer us! Answer us Baal!
(*Silence*)

NARRATOR: Several hours have passed and nothing has happened. Oh this is beginning to look embarrassing for the Baal prophets. Wait! Elijah is shouting something.

ELIJAH (*confidently to the prophets of Baal*): Shout louder to your god, prophets of Baal! Perhaps he is daydreaming, traveling or maybe he's too busy. You may have to wake him up!

NARRATOR: The prophets of Baal are shouting even louder. They have even started to hurt themselves to make him answer. But there is no response from Baal. The prophet Elijah has started to prepare his sacrifice now. He built his altar using 12 stones for the tribes of Israel. He has dug a large trench all the way around the altar and the bull is on top. He looks ready.

ELIJAH (*to the crowd*): Fill 4 large jars of water and pour it on the altar.

WATER PERSON #1: (*A student from the crowd pretends to pour four pitchers of water over the sacrifice.*)

NARRATOR: This is strange. Elijah is pouring water all over the altar. How will it burn?

ELIJAH: Do it again!

WATER PERSON #2: (*Another student from the crowd pretends to pour four more pitchers of water over the sacrifice.*)

NARRATOR: (*excited*) I can't believe it. Water is dripping off of the altar and into the trench!

ELIJAH: Do it a third time.

WATER PERSON #3: (*Another student from the crowd pretends to pour four more pitchers of water over the sacrifice.*)

NARRATOR: (*excited*) Elijah's altar is soaked and the trench is filled with water! How can anything burn if it is soaked with water this way?

ELIJAH: (*with confidence and humility*) O, Lord, God of Abraham, Isaac and Israel, let it be known today that you are God in Israel and that I am your servant and have done all things at your command. Answer me, O Lord, answer me, so these people will know that you, O Lord, are God, and that you are turning their hearts back again.

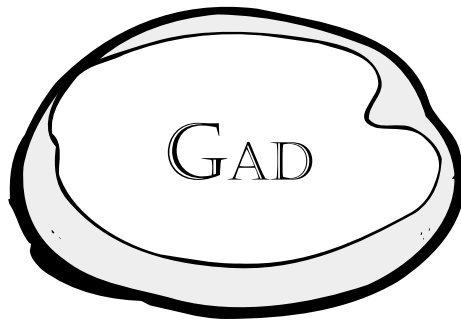







NARRATOR: (*with complete surprise*) Oh my goodness! I can hardly believe my eyes. Fire has just come down from heaven and swallowed up everything—the altar, the sacrifice, the wood, the stones, the soil and the water in the trench! And the people have fallen down to worship God.

CROWD: The Lord, he is God! The Lord, he is God!



Core/Craft

1 copy for each student



This page intentionally left blank

Sneak Review

1 Kings 18:16-40

Elijah tells Ahab and the prophets to meet him on Mount Carmel.

Then, Elijah makes his sacrifice and pours 12 large jars of water on it.

No response from Baal. The people cry and hurt themselves.

Next, Elijah prays to show the people that the Lord is the only true God in Israel.

Elijah lets the prophets of Baal go first.

Fire from God came down and burned up the sacrifice, wood, stones and water!

Write the story in the correct order in the space below:

Draw a picture of this story on the back of this page.

Supplement/Life Application

1 copy for the teacher

1.

You are playing on the playground at school with some of your friends. You hear someone use Jesus' name in a bad way. How will you stand up for God?

2.

You are talking on the phone. The other person starts to say bad things about a good friend of yours. How can you stand up for your friend?

3.

You are riding the bus to school. Another student sees your Bible and starts to laugh and make fun of you. How will you stand up for God's word?

4.

You and a friend are standing outside your school waiting for your mother to pick you up. Another student starts making fun of your friend. How will you stand up for your friend?

5.

You are eating lunch at school and talking about what you did over the weekend. Another student says in a very loud voice that they don't believe in God and anyone who does is stupid. How can you take a stand for God?



3rd and 4th Grades