

# The Kingdom Divides

## Lesson Objectives

- The students will describe Rehoboam's decision to rule over Israel.
- The students will identify two consequences of Rehoboam's decision.
- The students will state one reason why they should follow godly advice.

## Lesson Text

1 Kings 12:1-14

## Scripture Memory Verse

My heart is set on keeping your decrees to the very end.

*Psalms 119:112*

## Lesson Plan

Greeting and Registration

Preclass Activity: Twelve Tribes

Welcome and Singing

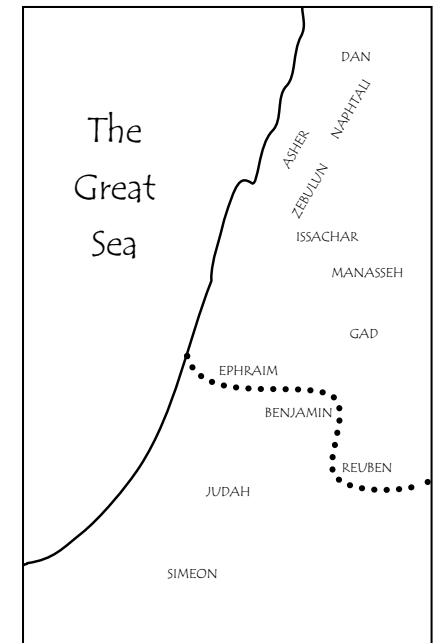
Centers:

Bible Story: A Kingdom Divided

Craft: Bible Book Cover

Scripture Memory: Set My Heart

NOTE: Allow time for a snack.



# The Kingdom Divides

## Twelve Tribes

The students will preview today's lesson as they identify the names and locations of the tribes of Israel.

### Materials

*For each student:*

- pencil
- crayons or thin markers

*For the teacher:*


- Bible with a map of the tribes of Israel

*Reproducible Pages:*

- Page A, 1 copy for each student

### Preparation

Complete the activity on your copy of Reproducible Page A.



### Instructions

1. Greet the students as they arrive. Explain that they are going to complete a map of the tribes of Israel. Tell them that in today's lesson they are going to learn what happened to Israel after King Solomon died.
2. Have the students find a partner or divide into small groups of three. Distribute the copies of Reproducible Page A and pencils. Point out the first tribe that has been completed for them on the page.
3. Have the students look at their completed maps of the tribes. Then have them use these maps to fill in the names of the tribes on their student maps. Have them draw a circle around the tribe of Judah.
4. Circulate among the students to offer help. Show them tribal maps from your Bible and help them find it in their own Bibles (if available).
5. After the students finish their maps, they can color them in.
6. Make sure the students put their names on their maps.

### Teacher Tips

- Try to locate an enlarged map of the tribes of Israel to display for the students while they are working.

# The Kingdom Divides

## A Kingdom Divided

The students will learn about the consequences of Rehoboam's decision and the events that surrounded the division of Israel.

### Materials

For each student:

- pencil

For the teacher:

- large writing surface

Reproducible Pages:

- Page B, 1 copy for each student

### Preparation

1. Write on the large writing surface: Rehoboam; Jeroboam; tribes; elders; peers; harshly.
2. Practice presenting this Bible Story.

### Introducing the Bible Story

Open your Bible to 1 Kings 12:1-14. *At the time of our Bible Story, King Solomon had ruled Israel for forty years. Then he died and the entire kingdom of Israel was about to be handed over to his son Rehoboam. Have the students say "Rehoboam," pronounced "ray-uh-bow-um." Before this could happen, Rehoboam needed to make a very important decision. It was a decision that would affect not only his own life, but also the lives of all of the people of Israel.*

Have the students say the words on the large writing surface together with you. Explain that Jeroboam is the name of another king they will learn about today. Tell them that the tribes were the people who had descended from the sons of Israel—his great, great grandchildren.

Ask the students if they know what "elder" means. Explain that in the Bible, it refers to the older men who were considered to be wise in God's ways and laws.

Ask the students if they know what a "peer" is. Explain that a peer is someone their own age.

### Presenting the Bible Story

Read 1 King 12:1-5 to the students. Explain to the students: *Rehoboam's father, Solomon, had made the Israelites work very hard building a magnificent temple for God, a royal palace for the*

*king and many other projects throughout his kingdom. The people told Rehoboam that if he would lighten their work load and give them less work to do, they would follow him and make him king over all Israel just like his father had been.*

*Rehoboam was not sure if he wanted to let the people work less than they did for his father Solomon. It was a very important decision. What would happen if he did not agree to their request? What would happen if he did? He knew that he should get advice before making his decision.*

Distribute the copies of Reproducible Page B and the pencils to the students. Tell them to write their names on their pages and listen carefully as you read what happens next.

Read 1 Kings 12:6-7 to the students. Ask the students: *Who did Rehoboam get advice from?* (the elders) Tell them to circle the word "elders" in the first space under column one. Ask the students: *What did the elders say?* (to serve the people; do what they ask) Tell them to circle "serve the people" under the first space under the second column.

Read 1 Kings 12:8. Ask the students: *What did Rehoboam do with the elders' advice?* (He rejected it.) Tell them to circle "rejected" under the first space under the third column. *Who did Rehoboam go to next for advice?* (his peers; the young men he grew up with) Tell them to circle the word "young men" under the second space in the first column.

Read 1 Kings 12:9-14. Ask the students: *What did the young men who were Rehoboam's peers tell him to do?* (Make the people work even harder than his father did.) Tell them to circle "Make them work harder" under the second space in the second column. *What did Rehoboam do with their advice?* (He accepted it.) Tell them to circle the word "accepted" under the second space in the third column.

*Rehoboam decided to take the ungodly advice from his own friends instead of the godly advice from the elders who had served his father. He refused to listen to the people. Instead, he chose to treat them harshly. As a result, the people rebelled. They turned against him. They found Jeroboam and made him king of Israel. Rehoboam would not rule over all of Israel as his father Solomon had done. Instead, he*



3rd and 4th Grades

# The Kingdom Divides

would rule over the towns of Judah only. The rest of Israel rebelled against Rehoboam and the nation of Israel was divided.

Tell the students to look at the map at the bottom of their pages. Explain that this was the condition of the kingdom as a result of these events.

## What Would You Do?

Ask the students: *If you were Rehoboam, what would you have done?* Have a brief discussion about this question. Take a show of hands to see how many would accept the elders' advice and how many would reject it. Ask the students which advice they think was better and why.

## Sharing with Others

Ask the students if they have ever made a decision that hurt someone else. Help the students to see that because of his decision, Rehoboam lost most of his kingdom and hurt many people. Ask the students if they know someone who has to make a decision that will affect other people. Tell the students to share the story of Rehoboam with that person. Close with a prayer asking God to help the students make godly decisions.

## Teacher Tips

- Do not overreact to the students who say they would have done what Rehoboam did. Help the students to think about their choices and imagine what life would be like if they had to live with these choices.

<b>A Kingdom Divided</b>		
<b>Who gave Rehoboam advice?</b>	<b>What was the advice?</b>	<b>What did Rehoboam do with it?</b>
The elders who served his father, King Solomon.	Serve the people and lighten their load.	Rejected it.
The young men he grew up with.	Treat the people harshly and make them work harder.	Accepted it.

C

R

A

F

T

# The Kingdom Divides

## Bible Book Cover

The students will make covers for their Bibles to remind them of today's lesson.

### Materials

*For each student:*

- 1 brown paper grocery bag
- crayons or markers

*For the teacher:*

- scissors
- masking tape

*Reproducible Pages:*

- Page C, 1 copy for each student

### Preparation

1. Cut out the cover designs from the copies of Reproducible Page C.
2. Prepare the brown paper bags for each student by cutting along one side and removing the bottom, as shown in Figure A.
3. Make a sample book cover to show the students.

### Instructions

1. Introduce today's activity: *In today's Bible Story, you are learning what happened to Rehoboam, the son of King Solomon. Rehoboam had to make an important decision about how he would treat the people as their king. The elders told Rehoboam to serve the people and do as they ask. The young men who worked for Rehoboam told him to make the people work harder and to treat them harshly. Rehoboam decided to follow the advice of the young men. Because of this decision, the people rebelled against Rehoboam and he did not become the king of Israel.*

*In this lesson, we see that Rehoboam was not committed to doing what pleased God. He did not listen to the advice of the elders. God wants us to set our hearts—or make a decision—to do what is right and follow the Bible. In your craft today, you are going to make a book cover for your Bible to remind you of this important lesson.*

2. Show the students your sample book cover. Tell them that they will each make and decorate their own book covers.


3. Distribute the brown paper bags to the students. Have them follow you step-by-step as you put the book cover together.
4. First, have them lay the brown paper bag horizontally flat on the table, as shown in Figure B. Make sure any store lettering is facing up.
5. Have them place their Bibles, lying open, in the center of the paper, as shown in Figure C.
6. Have them fold the excess paper above and below their Bibles so that their bags are lined up with their Bibles, as shown in Figure D.
7. Have them trim the sides of the paper bag to be two inches longer than the cover of the Bible. Fold the two-inch excess over to the inside of the cover to form a pocket. Slip the edge of the Bible inside its pocket, as shown in Figure E.
8. Distribute the cover designs you prepared, glue sticks and crayons. Have the students glue the covers on their Bibles and color them. Make sure they write their names on their Bible covers. See Figure F.

### Conclusion

Remind the students that the Bible is their key to making good decisions. Encourage them that they do not have to make the same mistake Rehoboam made as long as they are set on getting good advice based on the Bible. Close with a prayer for the students to really set their hearts on keeping God's word.

### Teacher Tips


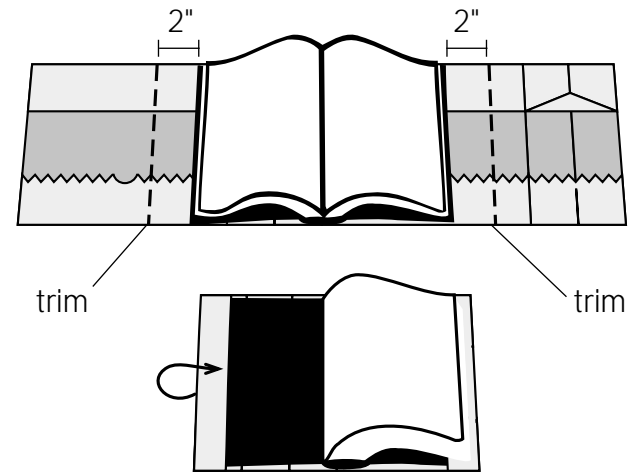
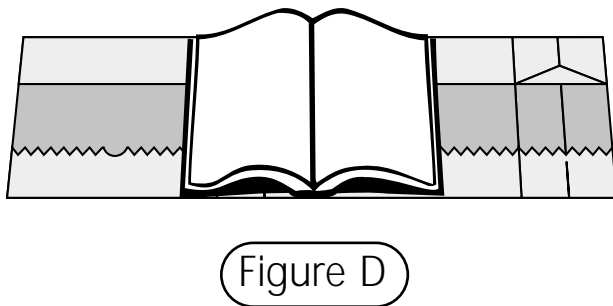
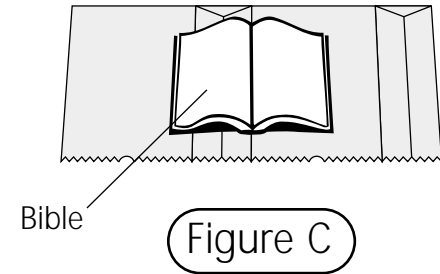
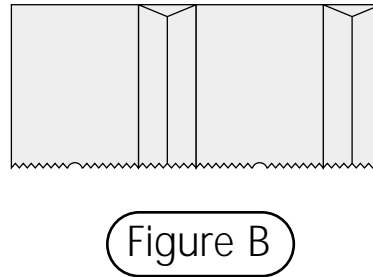
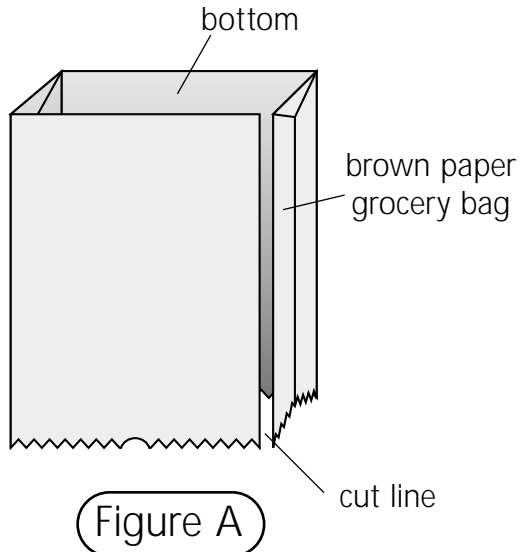
- Bible sizes vary. For extra small Bibles, the students may have to write the text from Reproducible Page C onto their covers.
- For new or visiting students without Bibles, encourage them to make one and place it on a favorite book or Bible at home. Encourage them to get a Bible from the friend they came with to class.



**GENERATION**

**3rd and 4th Grades**

# The Kingdom Divides



# The Kingdom Divides

## Set My Heart

The students will learn and memorize today's Scripture Memory Verse as they consider the outcome of setting their hearts on God's word.

### Scripture Memory Verse

My heart is set on keeping your decrees  
to the very end.

*Psalm 119:112*

### Materials

No additional materials are needed.

### Preparation

1. Memorize the Scripture Memory Verse.
2. Practice leading this activity at home.

### Instructions

1. Introduce today's activity: *In today's Bible Story, you are learning what happened to Rehoboam, the son of King Solomon. Rehoboam had to make an important decision about how he would treat the people as king. First he got advice from the elders. They told Rehoboam that if he would serve the people, they would serve him always. But Rehoboam rejected their advice. Instead, he got advice from the young men who were his age. The young men told him to treat the people harshly. This was the advice Rehoboam accepted. When Rehoboam told the people his decision to rule them harshly, they rebelled against him and made Jeroboam their king. Rehoboam was left to rule only over the towns of Judah.*
2. Ask the students: *Do you think that Rehoboam wanted to do the right thing? Why not? Do you think that God was pleased with his decision? God wants his leaders to treat the people with fairness and kindness. God wants his people to follow his ways in every decision they make.* Ask the students if they can see how one decision changed an entire nation of people.
3. Show the students the Scripture Memory Verse on the back of this Lesson Card. Read it to them aloud while they follow silently. Do this three times. Ask them to say it with you three more times. Ask each student to take turns saying it with you. Ask each student to say it alone or with a partner.

4. Tell the students that when your heart is "set" it means that you have made a decision about something and you won't change your mind. Explain that God wants us to make up our minds to follow God's decrees and rules—the Bible. God also wants us to follow the Bible to the very end of our lives.
5. Starting with the student to your right, have each student say one word of the verse until the whole verse has been said. For example, the first student says, "My;" the next student says, "heart;" the next student says, "is;" and so on. Choose another child to begin and do this again. Repeat this three times. Make sure to include the scripture reference.
6. After this is complete, start something new by choosing a student to say the first word, "My." Then have the next student say, "My heart." The student after him says "My heart is" and so on until the verse has been said completely. Make sure to include the reference.
7. Ask the students for volunteers to say the verse from memory. Encourage the students to help each other if they forget a word.

### Just for Fun

If time permits, try this fun review. Have the students sit in a circle. Choose one student to begin by being "it." Have this student go around the circle and tap the head of each of the other students, as in "Duck, Duck, Goose," only saying the words of the verse—one word for each student tapped. When the student gets to the last word of the verse, "end," the student whose head is tapped must try to catch him. If he is unable to catch him, then he becomes "it."

### Conclusion

Ask the students what they think their lives will be like if they make up their minds to follow God's word to the end of their lives. Close with a prayer for the students to see God's blessings in their lives for following him.

### Teacher Tips

- Do not force a student to say the verse. Acknowledge all attempts and encourage the students to help each other.



3rd and 4th Grades

# The Kingdom Divides

My heart is set on  
keeping your decrees  
to the very end.

Psalm 119:112



## Lesson Objectives

- The students will describe Rehoboam's decision to rule over Israel.
- The students will identify two consequences of Rehoboam's decision.
- The students will state one reason why they should follow godly advice.

## Lesson Text

1 Kings 12:1-14

## Scripture Memory Verse

My heart is set on keeping your decrees to the very end.

*Psalm 119:112*

## Lesson Plan

Greeting and Registration

Preclass Activity: Crack the Code!

Welcome and Singing

Centers:

Life Application: It's Your Choice

Game: Listen Before You Leap

Bible Skills: A Tale of Four Kings

NOTE: Allow time for a snack.

D  
R  
E  
•  
C  
A  
S  
S

## Crack the Code!

The students will review this week's lesson as they decode key words from the Bible Story.

### Materials

*For each student:*

- pencil
- Reproducible Pages:*
- Page D, 1 copy for each student

### Preparation

Complete the activity on your copy of Reproducible Page D.

### Instructions

1. Greet the students as they arrive. Explain that they will be decoding words from this week's Bible Story about Rehoboam and the divided kingdom.
2. Distribute the copies of Reproducible Page D and pencils. Have the students work with a partner. Make sure that the students who did not hear the Bible Story work with those who did.
3. Show the students the first example that has been completed for them. Explain that each number refers to a letter of the alphabet as shown in the code at the bottom of the page.

### Answer Key

- 1.) Tribes
- 2.) Rehoboam
- 3.) Israelites
- 4.) Jeroboam
- 5.) King Solomon
- 6.) Elders
- 7.) Advice
- 8.) Rebellion
- 9.) Judah
- 10.) Jerusalem

### Teacher Tips

- Have adult assistants available to help new or visiting students.



**3rd and 4th Grades**

## It's Your Choice

The students will review this week's Bible Story as they think of reasons why they should follow godly advice.

### Materials

*For the teacher:*

- 1 piece of construction paper, 9" x 12"
- scissors
- glue stick

*Reproducible Pages:*

- Page E, 1 copy for the teacher

### Preparation

1. Cut out the three question cards from your copy of Reproducible Page E. Mount and glue them onto the construction paper, then cut out each one.
2. Practice leading this activity.

### Reviewing the Bible Story

Open your Bible to 1 Kings 12:1-14. Remind the students that this week's lesson comes from the Old Testament book of 1 Kings in chapter 12. Use the following questions to do a quick review of the Bible Story:

- *Who was Rehoboam's father?* (King Solomon)
- *What did the people ask Rehoboam to do for them?* (lighten their work load)
- *Who did Rehoboam ask first for advice?* (the elders who served his father)
- *What did the elders tell him to do?* (serve the people; grant their request)
- *Did Rehoboam follow the elders advice?* (no; he rejected it)
- *Who did Rehoboam ask next for advice?* (the young men he grew up with)
- *What did the young men tell him to do?* (make the people work harder; treat them harshly)
- *Did Rehoboam follow the young men's advice?* (yes)

# The Kingdom Divides

## Divided Kingdom Lesson 1

*Because of Rehoboam's choice, the people rejected Rehobam as king. The kingdom was divided into the northern tribes of Israel and the southern tribes of Judah. Rehoboam teaches us an important lesson about the effect of selfishness and peer pressure on our decisions.*

### Life Application

Ask the students to name some of the decisions they have to make every day. (Answers may include: choosing their friends and what to do with their friends; choosing to obey their parents; what to watch on television; what to wear; what to eat; how to act; how much time to spend on homework, etc.)

Show the students the "It's Your Choice" cards. Choose different students to read each of the cards. Ask the following questions for each card:

- Why should you get advice in this situation?
- Who can you go to for godly advice?

### Guidelines for Discussion Answers

- Decision #1: You don't want to see a movie that your parents do not approve of or that is about things that dishonor God. You can ask your parents; Bible class teacher; friends who love God.
- Decision #2: You don't want to make a commitment you cannot keep. You want to be sure you have the time to meet the responsibility. You can ask your parents; Bible class teacher; friends who love God.
- Decision #3: You don't want your schoolwork to fall behind. You want to go to church. You need to find out if you can meet the schedule and still do a great job on your homework, chores and commitment to friends and church. You can ask your parents; Bible class teacher; friends who love God.

### Conclusion

Close with a prayer for the students to get godly advice this week.

### Teacher Tips

- Reproduce Page E on colored card stock instead of mounting on construction paper.



**3rd and 4th Grades**



## Listen Before You Leap

The students will review key ideas from this week's lesson as they practice their listening skills.

### Materials

*For the teacher:*

- 1 piece of rope, 10'

### Preparation

1. Practice playing this game.
2. Place the rope on the ground, in the center of the area.
3. Prepare enough time for the discussion at the end of this game.

### Instructions

1. Introduce today's activity: *This week you learned what happened to Rehoboam, the son of King Solomon. Rehoboam had to make an important decision about how he would treat the people. First he got advice from the elders who told him that he should serve the people. But Rehoboam rejected their advice. Instead, he got advice from the young men whom he had grown up with. They told him to treat the people harshly. This was the advice Rehoboam accepted. When Rehoboam told the people his decision to rule them harshly, they rebelled against him and made Jeroboam their king. Rehoboam was left to rule only over the towns of Judah, so the kingdom was divided.*

Ask the students if they think that Rehoboam listened to the right advice. (No) Explain to the students that it is not enough to just get advice, but that they should get advice from people who will help them to do what is right and do what will please God.

2. Show the students the rope on the ground. Tell them that they are going to play a game similar to "Simon Says." Tell them to line up on one side of the rope. Tell them that you are going to call out the words "elders" and "young men." If you call "elders," they should jump over the rope to the other side. If you call "young men," then they should stay where they are and not jump. Explain to them that the key is to "listen" before they jump.



3. Using the list on the back of this Lesson Card, call out the words one at a time. When a student jumps for "young men" ask why the young men were not a good source of advice to Rehoboam. (Answers should include: they told him to treat the people harshly; they did not help Rehoboam to be a good leader; they did not think of the needs and feelings of the people, etc.) Any students who jump when you say "young men" should sit out until the end of the round.
4. Play until there is a winner. Play as many rounds as time permits. Let the students take turns calling out the different words.
5. For a more challenging game, increase the speed in which you call out the words.


### Conclusion

Have the students sit in a circle. Ask them to explain why it is important to get good advice. Help them to see that God gives us elders and people in the church with Bible knowledge and life experience to help us make decisions that will please God. If we only ask our friends and people our own age, we will only hear what we want to hear—not necessarily what God wants us to hear.

Help the students to see that one decision can change a person's life—the way that Rehoboam's decision did. Encourage the students to get advice from the people in their lives that really know and love God. Close with a prayer for the students to love and seek out godly advice.

### Teacher Tips

- For another variation, play this game as you play "Duck, Duck, Goose" using the words "Elder, Elder, Young Men" instead.



elders  
 elders  
 elders  
 young men  
 elders  
 young men  
 young men  
 elders  
 elders  
 elders  
 young men  
 elders  
 young men  
 elders

# The Kingdom Divides

elders  
 elders  
 elders  
 young men  
 elders  
 young men  
 young men  
 elders  
 elders  
 elders  
 young men  
 elders  
 young men  
 elders

## A Tale of Four Kings

The students will review this and the past weeks' lessons as they consider the reigns of Kings Saul, David, Solomon and Rehoboam.

### Materials

*For each student:*

- pencil

*For the teacher:*

- large writing surface

*Reproducible Pages:*

- Page F, 1 copy for each student

### Preparation

1. On the large writing surface, write: Rehoboam; David; Solomon; Saul.
2. Complete the activity on your copy of Reproducible Page F.

### Instructions

1. Introduce today's activity: *In your Bible Story this week, you learned what happened to Rehoboam, the son of King Solomon. Because of Rehoboam's decision to make the people work harder than his father had and to treat them harshly, the people rebelled against him and the kingdom was divided. In our activity today, you are going to look at four kings and think about how they served God and their kingdoms.*
2. Ask the students to look at the four names on the large writing surface. Ask them if they can put the four names in the order that they served as king. (Saul; David; Solomon; Rehoboam) Write the four names in order numbering them from one to four on the large writing surface.



# The Kingdom Divides

## Divided Kingdom Lesson 1

3. Distribute the copies of Reproducible Page F and pencils. Tell the students to find a partner or divide into small groups of three. Make sure to pair any students who are new with those who attend regularly.
4. Read the first question from the back of this Lesson Card aloud to the group. Ask the students to write the correct name of one of the four kings in the space provided. Give them the correct answer. Ask a student to read the next question. Continue in this way until all of the questions have been answered.

### Conclusion

Ask the students which of the four kings they respect the most and why. Tell them that of all four, David was considered to be the greatest king because he was a man who had a heart for God. Even Solomon, in all his wisdom, did not love God the way that David did.

Encourage the students that today God chooses leaders in his kingdom who love him and serve him wholeheartedly. Ask the students to name a leader in the church that they respect and close with a prayer for each of these leaders.

### Teacher Tips

- This activity reviews information from several lessons. Encourage students who may not have heard the previous lessons to work together with those who did.

B  
I  
B  
L  
E  
S  
K  
I  
L  
L  
S

## A Tale of Four Kings Answer Key

Rehoboam



David

Saul



Solomon

Solomon

David



David

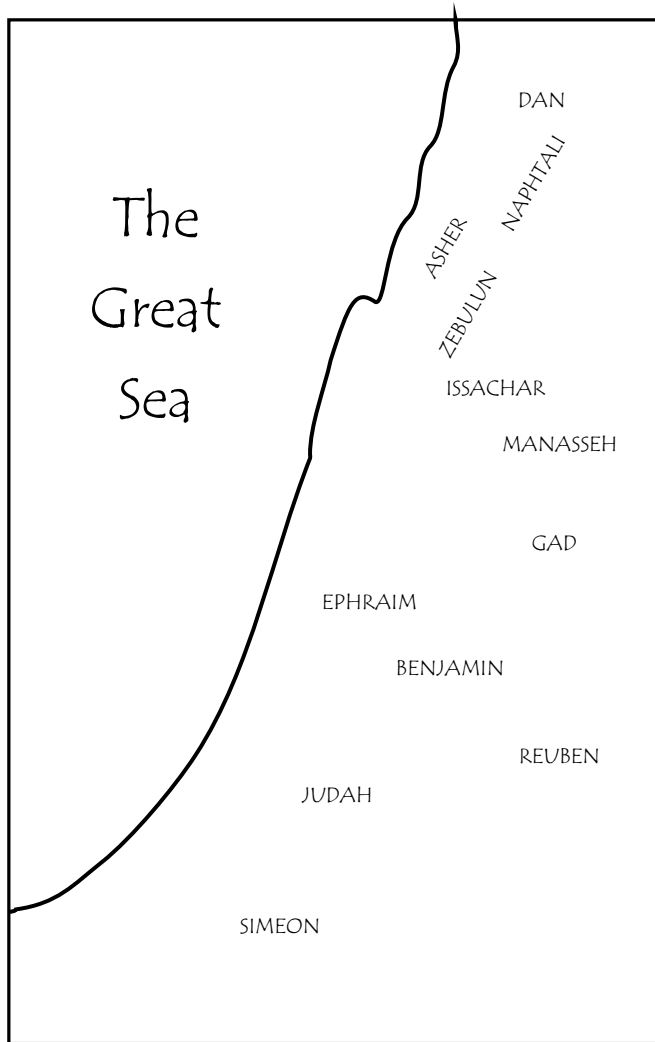
Saul

Rehoboam




1. Who was the first one of these four kings? Saul
2. Which king came after Saul? David
3. Which king was David's son? Solomon
4. Which king was known for his great wisdom? Solomon
5. Which king was the youngest of all his brothers and a shepherd? David
6. Which king had a best friend named Jonathan? David
7. Which king had a son named Jonathan? Saul
8. Which king rejected the advice of the elders? Rehoboam
9. Which king was famous for writing beautiful songs and psalms to God? David
10. Which king caused the rebellion of Israel and the division of the kingdom? Rehoboam

# Twelve Tribes



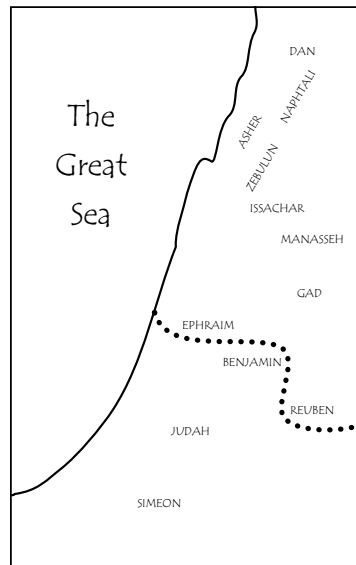
The Twelve Tribes of Israel



Student Map

# A Kingdom Divided

<b>Who gave Rehoboam advice?</b>	<b>What was the advice?</b>	<b>What did Rehoboam do with it?</b>
The elders who served his father, King Solomon.	Serve the people and lighten their load.	Rejected it.
The young men he grew up with.	Treat the people harshly and make them work harder.	Accepted it.





**Core/Craft**

1 copy for each student

My heart  
is set on  
keeping your  
decrees to the  
very end.

Psalm  
119:112

This page intentionally left blank

# Crack the Code!

Instructions: Use the code below to discover the words from this week's lesson in 1 Kings 12:1-14.

1.	$\frac{T}{7}$	$\frac{R}{9}$	$\frac{I}{18}$	$\frac{B}{25}$	$\frac{E}{22}$	$\frac{S}{8}$						
2.	$\frac{\quad}{9}$	$\frac{\quad}{22}$	$\frac{\quad}{19}$	$\frac{\quad}{12}$	$\frac{\quad}{25}$	$\frac{\quad}{12}$	$\frac{\quad}{26}$	$\frac{\quad}{14}$				
3.	$\frac{\quad}{18}$	$\frac{\quad}{8}$	$\frac{\quad}{9}$	$\frac{\quad}{26}$	$\frac{\quad}{22}$	$\frac{\quad}{15}$	$\frac{\quad}{18}$	$\frac{\quad}{7}$	$\frac{\quad}{22}$	$\frac{\quad}{8}$	$\frac{\quad}{\quad}$	$\frac{\quad}{\quad}$
4.	$\frac{\quad}{17}$	$\frac{\quad}{22}$	$\frac{\quad}{9}$	$\frac{\quad}{12}$	$\frac{\quad}{25}$	$\frac{\quad}{12}$	$\frac{\quad}{26}$	$\frac{\quad}{14}$	$\frac{\quad}{\quad}$	$\frac{\quad}{\quad}$	$\frac{\quad}{\quad}$	$\frac{\quad}{\quad}$
5.	$\frac{\quad}{16}$	$\frac{\quad}{18}$	$\frac{\quad}{13}$	$\frac{\quad}{20}$		$\frac{\quad}{8}$	$\frac{\quad}{12}$	$\frac{\quad}{15}$	$\frac{\quad}{12}$	$\frac{\quad}{14}$	$\frac{\quad}{12}$	$\frac{\quad}{13}$
6.	$\frac{\quad}{22}$	$\frac{\quad}{15}$	$\frac{\quad}{23}$	$\frac{\quad}{22}$	$\frac{\quad}{9}$	$\frac{\quad}{8}$						
7.	$\frac{\quad}{26}$	$\frac{\quad}{23}$	$\frac{\quad}{5}$	$\frac{\quad}{18}$	$\frac{\quad}{24}$	$\frac{\quad}{22}$						
8.	$\frac{\quad}{9}$	$\frac{\quad}{22}$	$\frac{\quad}{25}$	$\frac{\quad}{22}$	$\frac{\quad}{15}$	$\frac{\quad}{15}$	$\frac{\quad}{18}$	$\frac{\quad}{12}$	$\frac{\quad}{13}$			
9.	$\frac{\quad}{17}$	$\frac{\quad}{6}$	$\frac{\quad}{23}$	$\frac{\quad}{26}$	$\frac{\quad}{19}$							
10.	$\frac{\quad}{17}$	$\frac{\quad}{22}$	$\frac{\quad}{9}$	$\frac{\quad}{6}$	$\frac{\quad}{8}$	$\frac{\quad}{26}$	$\frac{\quad}{15}$	$\frac{\quad}{22}$	$\frac{\quad}{14}$			

### Decoder

A=26	E=22	I=18	M=14	Q=10	U=6	Y=2
B=25	F=21	J=17	N=13	R=9	V=5	Z=1
C=24	G=20	K=16	O=12	S=8	W=4	
D=23	H=19	L=15	P=11	T=7	X=3	



**Supplement/Life Application**

1 copy for the teacher (Optional - colored card stock)

**Decision #2**  
 You want to be class president, but it is a lot of work and responsibility.

**Decision #3**  
 Your friends want you to play on the soccer team this year. Practices are every night and every Sunday.

**Decision #1**  
 Your friends ask you to go to a movie and you have never heard of it. You don't know if this is a good movie for you to see.



**3rd and 4th Grades**

# A Tale of Four Kings

Rehoboam



David

Saul



Solomon

Solomon

David



David

Rehoboam



Saul

1. Who was the first one of these four kings? \_\_\_\_\_
2. Which king came after Saul? \_\_\_\_\_
3. Which king was David's son? \_\_\_\_\_
4. Which king was known for his great wisdom? \_\_\_\_\_
5. Which king was the youngest of all his brothers and a shepherd? \_\_\_\_\_
6. Which king had a best friend named Jonathan? \_\_\_\_\_
7. Which king had a son named Jonathan? \_\_\_\_\_
8. Which king rejected the advice of the elders? \_\_\_\_\_
9. Which king was famous for writing beautiful songs and psalms to God? \_\_\_\_\_
10. Which king caused the rebellion of Israel and the division of the kingdom? \_\_\_\_\_

